

Disorder-averaged Binder ratio in site-diluted Heisenberg models

Cezary Śliwa

*Institute of Physics, Polish Academy of Sciences,
Aleja Lotnikow 32/46, PL-02668 Warsaw, Poland*

(Dated: 2022-05-02)

It is demonstrated via a numerical experiment (a Monte Carlo simulation) in the context of three-dimensional site-diluted Heisenberg spin systems that a functional dependence of the Binder ratio (V_4) on the order parameter correlation length (ξ/L) requires a modification to the usual definition of V_4 in disordered systems. An appropriate disorder averaging procedure is proposed.

I. INTRODUCTION

Physical systems investigated in statistical mechanics are frequently considered on a model level and treated with Monte Carlo approaches. For example, magnets are modeled by systems of either Ising¹ (quantum) or Heisenberg^{2–5} (quasi-classical) spins, interacting via distance-dependent exchange interactions. Then, the critical properties one is interested in are usually described in terms of the so-called *phenomenological couplings*, such as the Binder ratios of cumulants⁶. However, when disorder is present — here, site dilution — a proper disorder average is a non-trivial and still open question.

A possible point of view — the one followed by most researchers, is to interpret $V_4 = \frac{1}{2} \left\{ 3 - \frac{\langle m^4 \rangle}{(\langle m^2 \rangle)^2} \right\}$ as a simple transformation of the ratio $\langle m^4 \rangle / (\langle m^2 \rangle)^2$. In the latter expression, both numerator and denominator include thermal averaged powers of the order parameter, m , in a combination which is system-size invariant. This leads to the following definition:

$$V_4\{m\} = \frac{1}{2} \frac{3 \langle m^2 \rangle^2 - \langle m^4 \rangle}{\langle m^2 \rangle^2}. \quad (1)$$

(m is an order parameter, angle brackets $\langle \dots \rangle$ denote thermal expected value of an observable, and the square ones $[\dots]$ — the average over disorder realizations such as site-dilution configurations). Alternatively, following the conviction that V_4 is a ratio of powers of magnetization cumulants, and thus that of the free energy derivatives with respect to a probe magnetic field, one performs disorder averages in the numerator and denominator as the last operation before the final division, as in:

$$V'_4\{m\} = \frac{1}{2} \frac{3 (\langle m^2 \rangle)^2 - \langle m^4 \rangle}{[(\langle m^2 \rangle)^2]}. \quad (2)$$

In order to eliminate the possibility of a zero denominator, it is probably preferable to calculate $\tilde{V}_4\{m\}$ instead, defined as

$$\tilde{V}_4\{m\} = \frac{[\langle m^4 \rangle - (\langle m^2 \rangle)^2]}{[\langle m^4 \rangle]} \quad (3)$$

and directly related to V'_4 . The definition implies a bound $0 \leq \tilde{V}_4\{m\} \leq 1$ (of course, the actual values in a particu-

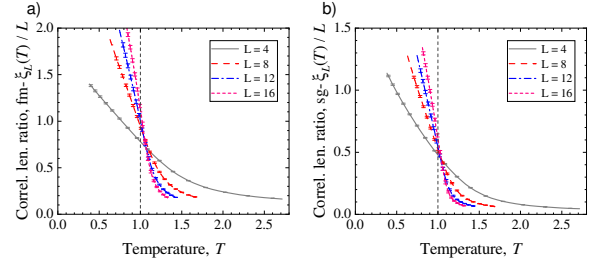


FIG. 1. Correlation length ratios in the ferromagnetic and spin-glass sectors of a 3D site-diluted system of Heisenberg spins on the fcc lattice with $x = 0.3$ and $J_1 = 1$.

lar system need not span the whole range from 0 to 1, but they can be mapped to the $[0, 1]$ range by an appropriate linear transformation as in the case of V_4). The purpose of the present work is to compare the two quantities, V_4 and V'_4 , regarding their usefulness in Monte Carlo numerical experiments aiming at the determination of the critical temperature in site-diluted Heisenberg spin systems.

II. THE MODEL SYSTEM AND SIMULATIONS

We consider as our model a system of Heisenberg $O(n = 3)$ spins on a block of the three-dimensional ($d = 3$) fcc lattice, with periodic boundary conditions. The exchange couplings include ferromagnetic ones to the 12 nearest neighbors ($J_1 = 1$), and weaker couplings to the spins in the second, third, and fourth coordination

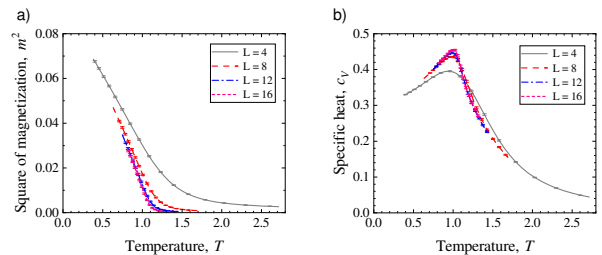


FIG. 2. Magnetization m (squared) and the specific heat c_v (normalized by the number of lattice sites, $4L^3$).

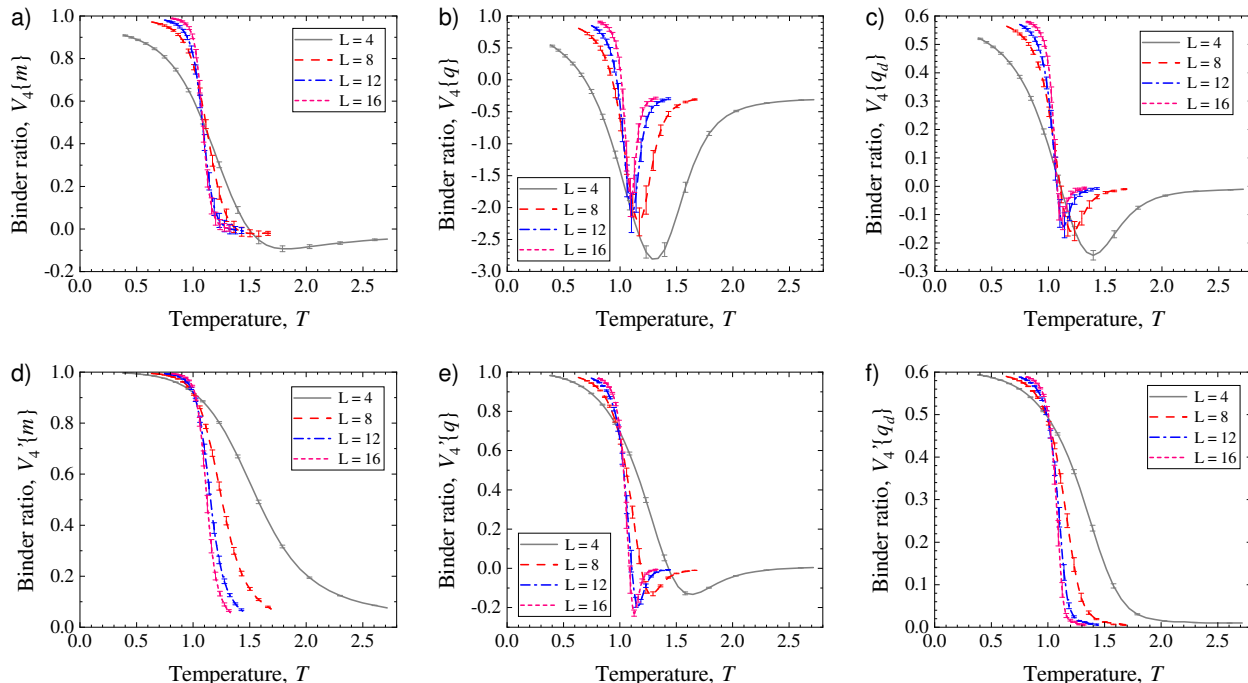


FIG. 3. Binder ratios vs. temperature in the model system. Left column: ferromagnetic sector; middle column: spin-glass sector; right column: unitary spin-glass sector (see text). Upper row: standard averaging (V_4), lower row: current definition (V_4').

spheres ($J_2 = 0.1$, $J_3 = 0.1$, $J_4 = 0.1$). The system is diluted, meaning that each lattice site is occupied with a probability x (here, $x = 0.3$). Such a model reflects the microscopic spin interactions in diluted magnetic semiconductors, where the signs of the exchange interactions (positive, $J > 0$, in a ferromagnet⁷; negative, $J < 0$, in an antiferromagnet or spin-glass⁸) are determined by the electronic configuration of the magnetic dopants constituting the spins.

In order to reduce computational complexity, usually tremendous in frustrated systems (antiferromagnetically-coupled spins on an fcc lattice), only ferromagnetic couplings are considered here. However, 4 independent simulations are run simultaneously in order to compute the spin-glass order parameter q , and parallel tempering⁹ is active in order to achieve enhanced thermalization (see Appendix A 2).

The set of system sizes is $L = 4, 8, 12, 16$ (then the number of possibly occupied lattice sites is $4L^3$). For each system size, a set of N_r ($N_r = 2048, 256, 76, 32$, respectively) disorder configurations is generated, and parallel tempering Monte Carlo simulations are run independently for each realization, with sequential¹⁰ sweeps of heat bath as the local update (see Appendix A 1 for details of the algorithm) and each sweep being followed by $2L$ overrelaxation sweeps. Temperatures replicas ($T = T_1, T_2, \dots, T_{N_T}$) are spaced in geometric progression (this would be adequate for a system with temperature-independent heat capacity, as in the case

of frustrated antiferromagnetic interactions, $J_i < 0$), with $N_T = 48, 60, 72, 96$. For each disorder configurations, 4 + 4 measurements cycles are run, each consisting of N_{mc} ($N_{mc} = 1250, 2500, 3750, 5000$) Monte Carlo steps both for the burn-in or decorrelation phase and the proper measurement. Bias-free estimation of Binder ratios can be achieved by a combination of the prescription from Appendix A 3 with standard jackknife resampling. Pseudo-random numbers are generated by the `xoshiro256**` algorithm¹¹.

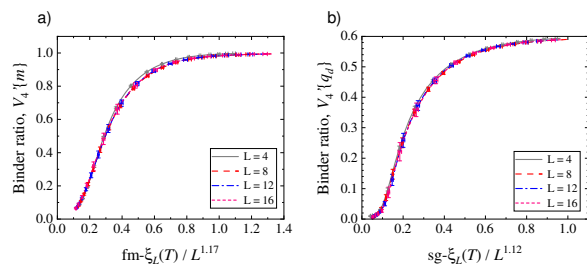


FIG. 4. Binder ratios vs. the correlation length ratio in the model system. Left panel: ferromagnetic sector, right panel: unitary spin-glass sector.

III. RESULTS

Figure 1 shows the L and temperature (T) dependence of $\text{fm-}\xi(T)/L$ and $\text{sg-}\xi(T)/L$, which are the ratio of the magnetization (m) and spin-glass (q) correlation lengths ξ to the system size. These quantities have been used to determine the Curie temperature and spin-glass freezing transition up to now. The curves in the figure meet near $T \approx 1.0$, indicating the possibility of a phase transition at this temperature. The order parameter changes its value (Fig. 2a) and the specific heat (Fig. 2b) peaks near this point. A small shift between the common crossings of the curves in the two sectors is visible, and it may be disputable whether the values of the corresponding transition temperatures (T_c and T_f , respectively) are equal or not.

A similar picture is evident from the behavior of the Binder ratio V_4 in the ferromagnetic sector (Fig. 3, upper panel, left). However, in the spin-glass sector (upper panel, middle), the corresponding Binder ratio features a well-known dip of negative values¹², and its scaling properties are inconclusive (a common intersection cannot be located). In contrast, the alternative definition (V'_4) yields a well-defined common crossing in the spin-glass sector, as demonstrated in the lower panel of the Figure. A small dip is still visible; this issue is addressed in the following Section IV by selecting a component of the spin-glass order parameter q . The Binder ratio curves for the selected component are shown in the right-most panel of the Figure (this component will be denominated as *unitary*).

Finally, in order to verify that the modified (“alternative”) disorder average preserves the required properties of the Binder ratios, one plots V'_4 versus the corresponding correlation length ratio (Fig. 4). An appropriate data collapse onto one curve is visible only if the power of the linear system size in the ratio is slightly changed, from ξ/L^1 to $\xi/L^{1.17}$ and $\xi/L^{1.12}$ (in the ferromagnetic and unitary spin-glass sectors, respectively). We therefore assume that these are the expressions for the corresponding phenomenological couplings and take advantage of them in order to determine the critical temperature (Fig. 5).

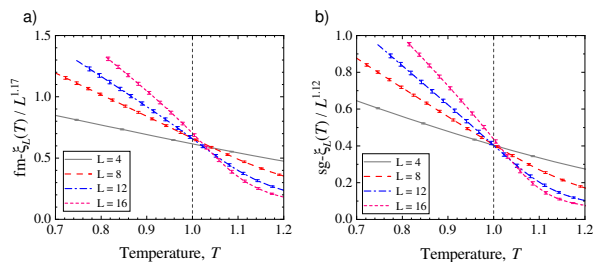


FIG. 5. Determination of the critical (Curie) temperature.

IV. IRREDUCIBLE COMPONENTS OF THE ORDER PARAMETER IN 3D HEISENBERG MODEL

This section is devoted to the decomposition of the order parameter into irreducible components of the $O(3)$ symmetry group. If anisotropy is absent, the space of spin degree of freedom is not related to the real space in which the lattice is defined, and the cubic symmetry of the lattice does not affect the $O(3)$ one. The order parameter $q_{\alpha\beta} = \sum_i s_{i\alpha} \otimes s_{i\beta}$, where α and β stand for two independent replicas of the system (at the same temperature) and i goes through the lattice sites, is a rank-2 tensor under the transformations of the $O(3)$ group. It is therefore rather natural to consider q as the total of the unitary ($q \propto \delta_{ab}$), antisymmetric ($q_{\alpha\beta} = -q_{\beta\alpha}$) and traceless-symmetric ($q_{\alpha\beta} = q_{\beta\alpha}$, $q_{\alpha\alpha} = 0$) components. Since the components are mutually orthogonal, the norm q^2 is the total of their norms.

One observes further that

$$\langle \|q_{\alpha\beta}\|^2 \rangle = \sum_{i,j} \langle s_i \cdot s_j \rangle_\alpha \langle s_i \cdot s_j \rangle_\beta = \sum_{i,j} \| \langle s_i \cdot s_j \rangle \|^2 \quad (4)$$

($\|\cdot\|^2$ stands for the square of the Euclidean norm of a tensor or a vector, or a scalar). Dually, q_d can be defined as

$$q_{d,\alpha\beta} = \sum_i s_{i\alpha} \cdot s_{i\beta} \quad (5)$$

and

$$\begin{aligned} \langle \|q_{d,\alpha\beta}\|^2 \rangle &= \sum_{i,j} \left(\langle s_i \otimes s_j \rangle_\alpha \middle| \langle s_i \otimes s_j \rangle_\beta \right) \\ &= \sum_{i,j} \| \langle s_i \otimes s_j \rangle \|^2, \end{aligned} \quad (6)$$

in which $(\cdot|\cdot)$ is the scalar product (contraction) of same-valenced tensors (or vectors, or scalars), i.e. $(v|v) = \|v\|^2$. Even the vector cross product can be utilized, as in

$$q_{c,\alpha\beta} = \sum_i s_{i\alpha} \times s_{i\beta}. \quad (7)$$

Now, $s_i \otimes s_j$ can be decomposed into the isotropic part (proportional to the identity matrix and with zero angular momentum $\ell = 0$), the antisymmetric part with $\ell = 1$, and the traceless symmetric part ($\ell = 2$). Naturally, the squared norm is the sum of the contributions,

$$\begin{aligned} \| \langle s_i \otimes s_j \rangle \|^2 &= \| P_0 (\langle s_i \otimes s_j \rangle) \|^2 + \\ &+ \| P_1 (\langle s_i \otimes s_j \rangle) \|^2 + \| P_2 (\langle s_i \otimes s_j \rangle) \|^2, \end{aligned} \quad (8)$$

where P_ℓ , $\ell = 0, 1, 2$ stand for the corresponding projection operators. In parallel, $q_d^2 = \sum_{\ell=0}^2 q_\ell^2$, and we introduce the notation:

$$q_0^2 = \frac{1}{3} q^2, \quad (9)$$

$$q_1^2 = -\frac{1}{2}q^2 + \frac{1}{2}q_d^2 + \frac{1}{2}q_c^2, \quad (10)$$

$$q_2^2 = \frac{1}{6}q^2 + \frac{1}{2}q_d^2 - \frac{1}{2}q_c^2. \quad (11)$$

In the simple model without an anisotropy, correlation lengths for the three components of $q_{\alpha\beta}$ coincide. Also, $\langle q_1^2 \rangle \approx \langle q_2^2 \rangle \approx 0$ in the whole range of temperatures near T_c , and thus $\langle q_d^2 \rangle \approx \langle q_0^2 \rangle \propto \langle q^2 \rangle$. This implies that the Binder ratios for q_1 and q_2 are trivial, whereas the Binder ratio for q_0 coincides with the one for q . However, since thermal fluctuations are present, $\langle (q_1^2)^2 \rangle$ and appreciably $\langle (q_2^2)^2 \rangle$ do not vanish. This is why the Binder ratio is affected if q^2 is replaced with q_d^2 .

V. CONCLUSIONS

A disorder average prescription has been introduced into the definition of the Binder ratio, as needed for site-diluted systems of Heisenberg spins. A required collapse of the $V_4'(\xi/L^y)$ dependencies onto one curve is evident for appropriately chosen values of y . The difference between the values of y between the ferromagnetic and spin-glass sectors explains the difference between the two sectors in the approximate location of the transition on the temperature axis, conventionally determined from $\xi_L(T)/L$.

ACKNOWLEDGMENTS

The access to the computing facilities of the Interdisciplinary Center of Modeling at the University of Warsaw (Grant No. G68-12) is kindly acknowledged.

Appendix A: Algorithms

1. Heat bath

The local update algorithm³ involves the evaluation of the expression u ($0 \leq u \leq 1$)

$$u(r) = -\frac{\log[1 + r(e^{-2\beta h} - 1)]}{2\beta h} \quad (A1)$$

[$0 \leq r \leq 1$ is a $U(0,1)$ -distributed random number, $h = \|\mathbf{h}\|$ is the Euclidean norm of the magnetic field vector \mathbf{h} , and $\beta = \frac{1}{k_B T}$ the inverse temperature]. The danger of a floating-point exception or a catastrophic round-off error can be avoided if u is rewritten as:

$$u(r) = \frac{1}{\beta h} \operatorname{arctanh} \left[\frac{-r(e^{-2\beta h} - 1)}{2 + r(e^{-2\beta h} - 1)} \right], \quad (A2)$$

applying the transformations $\beta h \rightarrow -\beta h$, $r \rightarrow 1 - r$, $u \rightarrow 1 - u$ if $\beta h < 0$, and using the `expm1` library function to evaluate $e^x - 1$ accurately. If $|\beta h|$ is close to zero, $u \approx r$.

The heat bath algorithm requires also a rotation R of the three-dimensional Cartesian coordinate system such that $R\mathbf{e}_z = \mathbf{n} = n_x\mathbf{e}_x + n_y\mathbf{e}_y + n_z\mathbf{e}_z$. The appropriate rotation matrix reads

$$R = \begin{pmatrix} 1 + a & b & n_x \\ b & 1 + c & n_y \\ -n_x & -n_y & n_z \end{pmatrix}, \quad (A3)$$

with

$$a = -\frac{n_x^2}{1 + n_z}, \quad (A4)$$

$$b = -\frac{n_x n_y}{1 + n_z}, \quad (A5)$$

$$c = -\frac{n_y^2}{1 + n_z}, \quad (A6)$$

and the transformations $\mathbf{n} \rightarrow -\mathbf{n}$, $h \rightarrow -h$ if $n_z < 0$.

The reformulated algorithm proceeds as follows:

1. generate of a uniformly distributed unit vector ω , $\omega_z = 1 - 2r$, $\omega_x = 2\sqrt{r(1-r)}\cos(2\pi s)$, $\omega_y = 2\sqrt{r(1-r)}\sin(2\pi s)$, $0 \leq r, s \leq 1$ (alternatively, one normalizes to unity a vector from the three-dimensional multinormal distribution);
2. rotate the coordinate system, $\omega' = R^{-1}\omega$, according to the direction of the magnetic field $\mathbf{n} = \mathbf{h}/h$;
3. calculate $r' = (1 - \omega'_z)/2$, and normalize the two-dimensional projection $\omega_2 = (\omega_{2,x}, \omega_{2,y}) = (\omega'_x, \omega'_y)/\sqrt{\omega'^2_x + \omega'^2_y}$;
4. calculate $u = u(r')$ and $w = 2\sqrt{u(1-u)}$;
5. recompose a unit vector as $\omega'' = (w\omega_{2,x}, w\omega_{2,y}, 1 - 2u)$;
6. apply the rotation R ; the final spin direction is $R\omega''$.

Steps 1–4 guarantee continuity of the generated spin configuration with respect to β , \mathbf{h} , and the random data (r, s) . This is desirable in view of the presence of round-off errors in floating-point calculations.

2. Parallel tempering with Glauber probabilities

In parallel tempering (PT), temperature replicas of the simulated systems are being interchanged with energy-dependent probabilities, according to the Metropolis prescription: the move, from a configuration C to the configuration $C'(i, i+i)$ with the replicas $(i, i+1)$ one taking place of another, is being accepted with the probability $p_M(\Delta\beta \Delta E)$. Taking into account the fact that the interchange of two replicas is an involution, one can replace p_M with Glauber's $p_G(\Delta\beta \Delta E)$. The detailed balance condition requires

$$p_G(\Delta\beta \Delta E)/p_G(-\Delta\beta \Delta E) = e^{\Delta\beta \Delta E}, \quad (A7)$$

which in view of the identity

$$p_G(\Delta\beta \Delta E) + p_G(-\Delta\beta \Delta E) = 1 \quad (\text{A8})$$

amounts to

$$p_G(\Delta\beta \Delta E) = 1/(1 + e^{-\Delta\beta \Delta E}). \quad (\text{A9})$$

The performance of the resulting algorithm depends on the regime in which the simulation is performed: if the number of thermal replicas N_T is large, the Metropolis algorithm (which favors interchange) performs better (the replicas travel faster on the temperature axis; ideally, the number of required PT steps is proportional N_T). However, it is not unusual to optimize N_T for the economy of the simulation, and then the *variance of the replica random walk* $(1-p)p$ is maximized by $p = 1/2 = p_G(0)$ — with the number of required Monte Carlo steps pro-

portional to N_T^2 , i.e. to the heat capacity. In contrast, $p_M(0) = 1$ yields a zero variance of the replica walk.

3. Ratios of expected values

Being given n statistically independent samples (x_i, y_i) of a two-variate statistical distribution on $(0, \infty) \times (-\infty, \infty)$, we estimate the ratio of expected values $\langle y \rangle / \langle x \rangle$ in terms of $\text{sigma}[k, m] = \sum_{i=1}^n x_i^k y_i^m$ according to the expression (displayed below) obtained by expanding

$$\begin{aligned} & 1/(x_0 + (x - x_0)) \\ &= 1/x_0 - (x - x_0)/x_0^2 + \dots + O(x - x_0)^5, \end{aligned}$$

with $x_0 = \sum_{i=1}^n x_i/n$. In limited testing the incurred bias shown as negligible, unless x and y were significantly correlated (they usually are).

```
(sigma[0,
1] ((120 + n (-10 + n (35 + (-10 + n) n))) sigma[1, 0]^4 -
n^2 (120 + (-10 + n) n) sigma[1, 0]^2 sigma[2, 0] -
2 (-20 + n) n^3 sigma[1, 0] sigma[3, 0] +
3 n^4 (sigma[2, 0]^2 - 2 sigma[4, 0])) +
n ((-240 + n (20 + (-10 + n) n)) sigma[1, 0]^3 sigma[1, 1] +
2 n (120 + (-10 + n) n) sigma[1, 0]^2 sigma[2, 1] -
3 (-20 + n) n^2 sigma[1,
0] (sigma[1, 1] sigma[2, 0] - 2 sigma[3, 1]) -
4 n^3 (3 sigma[2, 0] sigma[2, 1] + 2 sigma[1, 1] sigma[3, 0] -
6 sigma[4, 1])))/((-4 + n) (-3 + n) (-2 + n) (-1 + n) sigma[
1, 0]^5)
```

¹ L. Onsager, Phys. Rev. **65**, 117 (1944).

² I. Campos, M. Cotallo-Aban, V. Martin-Mayor, S. Perez-Gaviro, and A. Tarancon, Phys. Rev. Lett. **97**, 217204 (2006).

³ L. W. Lee and A. P. Young, Phys. Rev. B **76**, 024405 (2007).

⁴ H. Kawamura, Journal of Physics: Conference Series **233**, 012012 (2010).

⁵ V. Russier, J. J. Alonso, I. Lisiecki, A. T. Ngo, C. Salzemann, S. Nakamae, and C. Raepsaet, Phys. Rev. B **102**, 174410 (2020).

⁶ K. Binder, Z. Physik B - Condensed Matter **43**, 119 (1981).

⁷ S. Stefanowicz, G. Kunert, C. Simserides, J. A. Majewski, W. Stefanowicz, C. Kruse, S. Figge, T. Li, R. Jakiela,

K. N. Trohidou, A. Bonanni, D. Hommel, M. Sawicki, and T. Dietl, Phys. Rev. B **88**, 081201 (2013).

⁸ K. Binder and A. P. Young, Rev. Mod. Phys. **58**, 801 (1986).

⁹ K. Hukushima and K. Nemoto, J. Phys. Soc. Jpn. **65**, 1604 (1996).

¹⁰ R. Ren and G. Orkoulas, The Journal of Chemical Physics **124**, 064109 (2006).

¹¹ D. Blackman and S. Vigna, ACM Trans. Math. Softw. **47** (2021), 10.1145/3460772.

¹² L. A. Fernandez, V. Martin-Mayor, S. Perez-Gaviro, A. Tarancon, and A. P. Young, Phys. Rev. B **80**, 024422 (2009).