

# ChASE - A Distributed Hybrid CPU-GPU Eigensolver for Large-scale Hermitian Eigenvalue Problems

Xinzhe Wu

Jülich Supercomputing Centre  
Forschungszentrum Jülich  
Jülich, Germany  
xin.wu@fz-juelich.de

Sebastian Achilles

Jülich Supercomputing Centre  
Forschungszentrum Jülich  
Jülich, Germany  
s.achilles@fz-juelich.de

Davor Davidović

Centre for Informatics and Computing  
Ruđer Bošković Institute  
Zagreb, Croatia  
ddavid@irb.hr

Edoardo Di Napoli

Jülich Supercomputing Centre  
Forschungszentrum Jülich  
Jülich, Germany  
e.di.napoli@fz-juelich.de

## ABSTRACT

As modern massively parallel clusters are getting larger with beefier compute nodes, traditional parallel eigensolvers, such as direct solvers, struggle keeping the pace with the hardware evolution and being able to scale efficiently due to additional layers of communication and synchronization. This difficulty is especially important when porting traditional libraries to heterogeneous computing architectures equipped with accelerators, such as Graphics Processing Unit (GPU). Recently, there have been significant scientific contributions to the development of filter-based subspace eigensolver to compute partial eigenspectrum. The simpler structure of these type of algorithms makes for them easier to avoid the communication and synchronization bottlenecks typical of direct solvers. The Chebyshev Accelerated Subspace Eigensolver (ChASE) is a modern subspace eigensolver to compute partial extremal eigenpairs of large-scale Hermitian eigenproblems with the acceleration of a filter based on Chebyshev polynomials. In this work, we extend our previous work on ChASE by adding support for distributed hybrid CPU-multi-GPU computing architectures. Our tests show that ChASE achieves very good scaling performance up to 144 nodes with 526 NVIDIA A100 GPUs in total on dense eigenproblems of size up to 360k.

## CCS CONCEPTS

• **Computing methodologies** → **Parallel algorithms**; • **Mathematics of computing** → **Mathematical software performance**.

## KEYWORDS

Subspace iteration eigensolver, Dense Hermitian matrix, Chebyshev polynomial, Distributed hybrid CPU-GPU, Heterogeneous GPU supercomputers

## 1 INTRODUCTION

Modern scientific and engineering applications (e.g., in the field of electronic structure in condensed matter physics [6, 21, 22]) often require the solution of very large dense eigenproblems distributed on massive supercomputers. In the last decades, there have been continuous efforts to develop efficient parallel eigensolver libraries for large dense matrices targeted at systems with a large number

of compute nodes [9, 11, 19, 31]. Dense eigensolvers, even those for extremal eigenproblems in which only a fraction at the end of the spectrum is sought after, have  $O(n^3)$  complexity. Unlike simpler linear algebra operations, eigensolvers consist of several "moving parts", many of which can differ significantly in terms of computational intensity. Because of these characteristics, it is often challenging to construct parallel implementations of dense eigensolvers that scale well on large supercomputers, and ensure a good balance between different nodes throughout the computation. When it comes to efficiently porting dense eigensolvers to distributed GPGPU (General Purpose GPU) systems, this challenge becomes even harder to address. Currently, only the ELPA library [11, 44] carried out such an endeavor with moderate success. To our knowledge, no library is able to successfully exploit GPUs for very large dense eigenproblems with size larger than 100k.

The lack of balanced scalability on heterogeneous platforms is an important issue in light of the current trend towards massively parallel clusters trying to reach exascale. To grasp this target, future architectures will have to leverage compute nodes equipped with beefy multi-core CPUs coupled with powerful multi-GPUs via a high-bandwidth interconnect (e.g. the NVIDIA Grace project [29]). Having a dense eigensolver running efficiently on such architectures is paramount. In order to develop efficient distributed multi-GPU eigensolver libraries, the implementations should be designed with a large amount of concurrency and a minimal data transfer between host and device memory.

To address this problem, we propose a distributed hybrid CPU-GPU version of the ChASE eigensolver. ChASE, short for Chebyshev Accelerated Subspace iteration Eigensolver, is a modern library based on subspace iteration accelerated with a Chebyshev polynomial filter and includes some innovative algorithmic features [7, 42]. It is designed to approximate extremal eigenpairs of dense symmetric and Hermitian matrices and is particularly effective in solving sequences of correlated eigenproblems (e.g., derived by the linearization of non-linear problems). An MPI-based parallel implementation of ChASE for homogeneous systems has already been presented in [42], and will be referred to as ChASE-CPU. We have referred to the hybrid CPU-GPU implementation presented in this paper as ChASE-GPU.

Due to its algorithm design, ChASE is able to scale well on distributed multi-GPU clusters. As shown in [42], the algorithm can be decoupled in a series of basic linear operations, the most important of which is the Hermitian Matrix-Matrix Multiplications (HEMMs) repeatedly executed within the Chebyshev polynomial Filter. As a typical BLAS-3 operation, the performance of an efficient implementation of the distributed HEMM is able to approach the theoretical peak performance of a given system. Other linear algebra operations are computed redundantly on each MPI process, minimizing the inter-node communication. We provide the hybrid CPU-GPU implementation of ChASE by designing and implementing a customized distributed HEMM that supports flexible configurations of binding MPI processes and GPUs within the compute node. In addition, selected computationally intensive linear algebra operations, such as QR factorization, are also offloaded to one of the GPUs tied to each MPI process. Because to the relatively small memory capacity of the device, we provide accurate formulas for estimating the memory cost for CPU and GPU to help the user choose the optimal resource usage for a given problem. ChASE-GPU has been tested on our in-house supercomputer JURECA DATA CENTRIC MODULE (JURECA-DC). The strong scaling tests were performed with a symmetric matrix of size 130k with double-precision using up to 64 compute nodes and with a total of 256 NVIDIA A100 GPUs. Similarly, the weak scaling test was performed using up to 144 compute nodes with a total of 576 GPUs, using symmetric matrices ranging in size from 30k to 360k. We have also performed a strong scaling test up to 64 compute nodes comparing ChASE-GPU with ELPA2 with GPU support. This last test was carried out on an Hermitian eigenproblem of size 76k generated by the discretization of the Bethe-Salpeter equation used to simulate the opto-electronic properties of  $\text{In}_2\text{O}_3$ .

*Original contributions.* We have significantly improved the performance of the existing custom-HEMM, which is mainly tailored to the execution of the 3-terms recurrence relation at the base of the polynomial Filter. Although ChASE-CPU already supported GPUs, it could only use a single GPU per MPI rank. We increased the flexibility of the custom-HEMM by extending support for multiple GPUs per MPI rank. We achieved this result by adding a further custom distribution of the data to allow the execution of multi-GPU HEMM operations local to each MPI rank. We also optimized the design of the filter by removing redundancies in the code and reducing the memory footprint of the algorithm. As a result we gained an increased scalability of the polynomial Filter in terms of the number of CPUs and GPUs, and ensured that much larger eigenproblems can be solved efficiently with the same amount of resources by making well-balanced use of all available computational units.

*Organization.* In Section 2, we give a short overview of existing dense symmetric and Hermitian eigensolvers targeting distributed memory architectures followed by a description of the ChASE algorithm and its detailed implementation on distributed multi-GPUs, along with formulas for the memory requirements of CPU and GPU. We present the numerical and parallel performance of ChASE-GPU in Section 4 and a comparison with currently available eigensolvers executing on distributed GPUs. Section 5 summarizes the achievements and concludes the paper.

## 2 DISTRIBUTED EIGENSOLVERS

In this paper, we look for a partial diagonalization of  $\text{nev}$  eigenpairs of a standard symmetric eigenvalue problem

$$AV = V\Lambda, \quad (1)$$

in which  $A$  is a  $n \times n$  real symmetric or complex Hermitian matrix.  $V$  is a  $n \times \text{nev}$  rectangular matrix, and  $\Lambda$  is a  $\text{nev} \times \text{nev}$  diagonal matrix, which contain the desired  $\text{nev}$  eigenvectors and eigenvalues, respectively. While the matrix  $A$  can be sparse, dense or banded, this paper focuses only on dense matrices. Depending on the number of eigenpairs to be computed, eigenproblems can be solved either by *direct solvers* or *iterative solvers*. Direct solvers are generally used when many if not all eigenpairs are needed. Iterative methods are more effective when  $\text{nev}$  is a small fraction of  $n$ . Direct solver generally consists of three phases: (1) reducing original matrix to a condensed form (usually tridiagonal form, but other banded forms [12, 19] also exist) by orthogonal transformation; (2) solving eigendecomposition of this condensed form through QR algorithm [34], divide-and-conquer method [36], MRRR algorithm [10], etc; and (3) backtransforming to obtain the eigenvectors of the original matrix, if required. On the other hand, iterative methods project the eigenproblem onto a small continuously improved searching space. Then, an approximated basis for desired eigenvectors can be constructed within this small searching space to extract desired eigenpairs. Convergence of iterative methods highly depends on the spectrum of  $A$ , therefore filtering (e.g., polynomial or rational filters) and preconditioning techniques have been proposed [3, 18, 30, 33, 35], which are able to separate the desired eigenpairs in a specific range from the rest.

Numerous libraries providing the distributed-memory eigensolvers, especially the direct solvers, have been available for the last decades, since the first release of the ScaLAPACK [9] library. ScaLAPACK extends the ubiquitous LAPACK [1] re-implementing its routines by dividing the matrices into blocks and distributing them into 2D block-cyclic fashion. Although ScaLAPACK brings a good level of scalability and performance on distributed CPU-only systems, it cannot exploit modern heterogeneous systems based on accelerators. In recent years, additional cutting-edge direct solver libraries have been introduced, such as ELPA [11, 25] and EigenEXA [13]. These new libraries employ a similar 2D block-cyclic scheme, with further optimizations for node-level and distributed-memory level operations and communications, and achieve better performance than ScaLAPACK. Despite being out of maintenance since 2016, the Elemental [31] library implements distributed direct solvers with a cyclic-cyclic data distribution and a parallel direct solver based on the MRRR algorithm [8]. Among the iterative libraries, the most well-known solvers for dense symmetric problem are FEAST [30], and its distributed-memory variant PFEAST [20]. As a typical subspace method, PFEAST projects eigenproblems onto a set of subspaces constructed by rational filters.

To our knowledge, though numerous solvers for dense eigenproblems have been developed for distributed-memory systems, only a few of them can exploit distributed hybrid systems equipped with GPUs. Recently, significant work has been conducted on extending distributed-memory eigensolvers to support GPU acceleration [16, 27]. The most recent version of ELPA2 [44] introduces

eigensolvers capable of exploiting distributed heterogeneous systems equipped with GPUs. Considered to be the future replacement for ScaLAPACK, SLATE [14] is a cutting-edge library providing dense linear algebra routines supporting large-scale distributed-nodes with accelerators. Currently, SLATE supports only the computation of eigenvalues and lacks the backtransformation functionality required to compute the eigenvectors of the original matrix. In [41], authors implemented a Shift-Invert Spectrum Slicing subspace eigensolver based on GPU-accelerated dense linear algebra kernels in SLATE. There are other GPU-specialized libraries, such as cuSOLVER (single GPU) [28], cuSOLVER-MG (multi-GPUs) [28], and MAGMA (hybrid CPUs and multi-GPUs) [37], which provide GPU-accelerated direct solvers. However, they are all tailored for shared-memory systems only, and therefore the eigenproblem size they can tackle is limited by the size of the device memory on the compute node.

With this paper we present a distributed hybrid CPU-GPU implementation of ChASE and propose it as an alternative for solving large symmetric (Hermitian) eigenproblems that go beyond the state of the art. With the acceleration of the Chebyshev polynomial filter, ChASE makes it extremely efficient to approximate partial extremal eigenpairs (< 10%). ChASE is highly scalable, because most of its work is concentrated in Matrix-Matrix multiply. With these BLAS-3 HEMM kernels, ChASE capitalizes on their extreme effectiveness to achieve a high efficiency both on each GPU card of compute node and in a distributed-memory architecture.

### 3 DISTRIBUTED MULTI-GPU CHASE

#### 3.1 ChASE Algorithm

ChASE is a numerical library written in C++ with templates and based on the subspace iteration algorithm. Subspace iteration is one of the first iterative algorithms used as numerical eigensolver for Symmetric/Hermitian matrices [5]. Its more sophisticated cousin, complemented with a Chebyshev polynomial filter, was developed quite early on as a numerical code by Rutishauser [32]. In early 2000s, a version was developed to solve electronic structure eigenproblems within the PARSEC code [46, 47].

Last ten years have seen a revival of this algorithm in the context of applications mostly focused on realizations of electronic structure codes [4, 7, 23]. The ChASE library evolved from one of these efforts and became a full fledged numerical eigensolver which can be used outside the specific electronic structure domain [42]. ChASE's algorithm takes inspiration by the work of Rutishauser [32] and Zhou et al. [47], and includes some additional features: 1) it introduces an internal loop that iterates over the polynomial filter and the Rayleigh quotient, 2) it uses a sophisticated mechanism to estimate the spectral bounds of the search subspace using a Density of States (DoS) method [24], 3) it adds a deflation and locking mechanism to the internal loop, and 4) most importantly, it optimizes the degree of the polynomial filter so as to minimize the number of matrix-vector operations required to reach convergence of desired eigenpairs.

Full details of ChASE structure and its algorithm can be found in [42], here we give a high level description of its main parts (see Algorithm 1) ChASE first estimates the necessary spectral bounds by executing a small number of repeated Lanczos steps (Line 2). It then filters a number of (random) vectors using an

---

#### Algorithm 1 ChASE algorithm

---

**Require:** Symmetric matrix  $A$ , number of desired eigenpairs  $nev$ , threshold tolerance for residuals  $tol$ , initial polynomial degree  $deg$ , search space increment  $nex$ , vector  $\hat{V} \equiv [\hat{v}_1, \dots, \hat{v}_{nev+nex}]$ .  
**Ensure:**  $nev$  extreme eigenpairs  $(\Lambda, \hat{Y})$ , with  $\Lambda = [\lambda_1, \dots, \lambda_{nev}]$  and  $\hat{Y} \equiv [\hat{y}_1, \dots, \hat{y}_{nev}]$ .

- 1:  $m_{1:nev+nex} \leftarrow deg$
- 2:  $(b_{sup}, \mu_1, \mu_{nev+nex}, \hat{V}) \leftarrow \text{Lanczos}(A)$
- 3: **while**  $\text{size}(\hat{Y}) < nev$  **do**
- 4:  $\hat{V} \leftarrow \text{Filter}(A, b_{sup}, \mu_1, \mu_{nev+nex}, \hat{V}, m)$
- 5:  $\hat{Q} \leftarrow \text{QR}([\hat{Y} \hat{V}])$
- 6:  $(\hat{V}, \tilde{\Lambda}) \leftarrow \text{Rayleigh-Ritz}(A, \hat{Q})$
- 7: Compute the residual  $Res(\hat{V}, \tilde{\Lambda})$
- 8:  $(\hat{V}, \Lambda, \hat{Y}) \leftarrow \text{Deflation \& Locking}(\hat{V}, \tilde{\Lambda}, Res(\hat{V}, \tilde{\Lambda}), \hat{Y})$
- 9:  $\mu_1 \leftarrow \min([\Lambda \tilde{\Lambda}]), \mu_{nev+nex} \leftarrow \max([\Lambda \tilde{\Lambda}])$
- 10:  $c \leftarrow \frac{b_{sup} + \mu_{nev+nex}}{2}, e \leftarrow \frac{b_{sup} - \mu_{nev+nex}}{2}$
- 11: **for**  $a \in [1, \dots, \text{size}(\hat{V})]$  **do**
- 12:  $m_a \leftarrow \text{Degrees}(tol, Res(\hat{V}_{:,a}, \tilde{\Lambda}_a), \lambda_a, c, e)$
- 13: **end for**
- 14: Sort  $Res(\hat{V}, \tilde{\Lambda}), \hat{V}, \tilde{\Lambda}, m$  according to  $m$
- 15: **end while**

---

optimized degree for each vector (Line 4). The filtered vectors are orthonormalized using QR factorization (Line 5). The  $Q$  factor is used to reduce the eigenproblem to the size of the subspace yet to be diagonalized using a Rayleigh-Ritz projection (Line 6). The resulting "small" eigenproblem is solved using a standard dense solver (e.g. Divide&Conquer). Residuals are then computed and eigenpairs below the tolerance threshold are deflated and locked (Line 7). Finally, a new set of filtering degrees are computed for the non-converged vectors and the procedure is repeated (Line 12).

#### 3.2 Distributed Implementation of ChASE

The implementation of ChASE relies on a number of numerical kernels which can be further decoupled as simple dense linear algebra operations to exploit optimized BLAS and LAPACK libraries (e.g., MKL [40], OpenBLAS [43], BLIS [39], libFLAME [38]). Such decoupling makes easy for ChASE to take advantage of low-level kernels. In [42], the authors introduce a distributed implementation of ChASE in which most operations such as QR factorization and the eigendecomposition within the Rayleigh-Ritz section have been implemented with vendor-optimized threaded BLAS/LAPACK. The only exception is the Hermitian matrix-matrix multiplication (HEMM), which occupies a significant part of computations within ChASE. This HEMM is implemented with a custom MPI scheme, and is used in the Filter, Rayleigh-Ritz, and Residual parts of the ChASE Algorithm whenever the matrix  $A$  is right-multiplied by a rectangular matrix  $\hat{V}$ .

In our customized distributed HEMM, MPI processes are organized in a 2D grid whose shape is as square as possible. Matrix  $A$  is divided into sub-blocks, each of which is assigned onto one MPI process following the 2D block distribution. Within each row communicator, the rectangular matrix  $\hat{V}$  is distributed in a 1D block fashion. This distribution results in a large and contiguous matrix-matrix

multiplication on each node, often resulting in a performance close to its theoretical peak. The equation below gives an example which assigns a  $n \times n$  matrix  $A$  onto a  $3 \times 2$  MPI grid. MPI processes are numbered using column-major order.

$$A_{dist} = \begin{pmatrix} A_{0,0} & A_{0,1} \\ A_{1,0} & A_{1,1} \\ A_{2,0} & A_{2,1} \end{pmatrix}, \hat{V}_{dist} = \begin{pmatrix} \hat{V}_0 & \hat{V}_1 \\ \hat{V}_0 & \hat{V}_1 \\ \hat{V}_0 & \hat{V}_1 \end{pmatrix} \quad (2)$$

In this example, matrix  $A$  is split in a series of sub-matrices  $A_{i,j}$  with  $i \in [0, 2]$  and  $j \in [0, 1]$ .  $A_{0,0}$  is assigned to MPI rank 0,  $A_{1,0}$  is distributed to rank 1, and so on. The rectangular matrix  $\hat{V}$  is split horizontally into 2 sub-blocks  $\hat{V}_0$  and  $\hat{V}_1$ , which satisfy the relation  $\hat{V}^T = [\hat{V}_0^T | \hat{V}_1^T]$ . The distribution of  $\hat{V}$  within each row communicator is also shown in Equation 2, in which  $\hat{V}_0$  is assigned to the first column communicator—the MPI processes numbering 0, 1, and 2—and  $\hat{V}_1$  is assigned to the second column communicator.

In the Chebyshev Filter the matrix-matrix multiplications appears as a three-terms recurrence relation:

$$\hat{V}_{i+1} = \alpha_i(A - \gamma_i I_n)\hat{V}_i + \beta_i \hat{V}_{i-1}, \quad i \in [1, m), \quad (3)$$

where  $\hat{V}$  is a (subset of) rectangular matrix,  $m$  is the degree of Chebyshev polynomial, and  $\alpha_i, \beta_i, \gamma_i$  are scalar parameters related to each iteration. As it is described, the HEMM requires to re-distribute  $\hat{V}$  from the iteration  $i$  to  $i+1$ . Therefore, the matrix-matrix multiplication can be rewritten into two separate forms for iterations  $i$  and  $i+1$  as follows:

$$\hat{W} = \hat{A}\hat{V}, \quad (4a)$$

$$\hat{V} = \hat{A}\hat{W}. \quad (4b)$$

Here  $\hat{A} = A - \gamma I_n$  and  $\hat{V}$  are of same distribution schemes as in Equation 2, and  $\hat{W} = \hat{A}\hat{V}$  is a rectangular matrix with the same size and shape of  $\hat{V}$ , but a 1D distribution scheme along the column communicator of the 2D grid. An example of  $\hat{W}$  analogous to Equation 2 is given below:

$$\hat{W}_{dist} = \begin{pmatrix} \hat{W}_0 & \hat{W}_0 \\ \hat{W}_1 & \hat{W}_1 \\ \hat{W}_2 & \hat{W}_2 \end{pmatrix}, \quad (5)$$

The  $n \times n_e$  rectangular matrix  $\hat{W}$  is split horizontally into 3 sub-blocks  $\hat{W}_0, \hat{W}_1$  and  $\hat{W}_2$ , which satisfy the relation  $\hat{W}^T = [\hat{W}_0^T | \hat{W}_1^T | \hat{W}_2^T]$ . For each iterative step in Equation 3, it is necessary to either re-distribute  $\hat{V}$  to  $\hat{W}$  or *vice versa*. As such, the communication cost of these frequent re-distributions would clearly hamper the parallel performance of ChASE.

The scheme introduced in [42] avoids this re-distribution between Equation 4a and 4b by right-multiplying the rectangular matrix on  $\hat{A}^T$ , the transpose of  $\hat{A}$ . This is possible since  $\hat{A}$  is symmetric/Hermitian. Rectangular matrices are re-assembled on each MPI node via a broadcast operation within each column or row communicator after a full execution of a Chebyshev Filter, since other operations on these rectangular matrices are performed redundantly on each MPI node. For more details of this scheme, please refer to the paper [42].

### 3.3 Multi-GPU Acceleration of ChASE

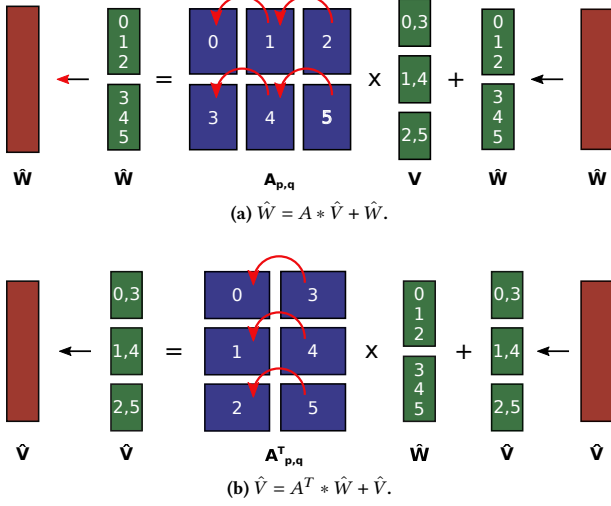
The ChASE-CPU algorithm [42] allows easy offloading of the computational kernels to CPU or GPU using architecture-specific libraries. Currently, ChASE supports a single GPU per MPI rank per compute node, and only general matrix-matrix multiplication is offloaded to the GPU through a standard call to the CUDA HEMM kernel. Since ChASE cannot exploit the full potential of distributed multi-GPU platforms, we have extended the current implementation with a customised multi-GPU HEMM.

**3.3.1 Distributed Multi-GPUs HEMM.** Parallelizing HEMM across multiple GPUs is done at two levels: 1) across MPI ranks and 2) across the available GPUs per MPI rank. The former is implemented in the same way as in ChASE-CPU (subsection 3.2) by dividing the matrix  $A$  into blocks  $A_{p,q}$  and distributing them over a 2D MPI grid (Eq. 2, left). At the MPI rank level, a dedicated block  $A_{p,q}$  is further divided into several sub-blocks corresponding to the number of GPUs organized in the 2D grid. Fig. 1a shows the subdivision of block  $A_{p,q}$  (blue) and the rectangular matrices  $\hat{V}, \hat{W}$  (green) on the GPU devices. The sub-blocks of  $A_{p,q}$  are transmitted to the local GPUs only once and remain in GPU memory until ChASE completes. Since the entire input matrix  $A$  is kept in the GPUs, the space required to store  $A$  should fit in the aggregate memory of all available GPUs (see subsection 3.4). The rectangular matrices  $\hat{V}$  and  $\hat{W}$  are split as in Eq. 2 (right) and Eq. 5, respectively, and distributed among the GPUs according to the type of operation performed, as shown in Fig. 1. The matrix-matrix product is executed on the GPUs in a block fashion. The communication between the GPUs is only at the node level (not via MPI) and along the rows of the 2D GPU grid. Upon completion, the resulting rectangular matrix  $\hat{W}$  (Fig.1a) is located in the first column communicator (e.g. GPUs 0 and 3 in Fig.1a). The final step is to redistribute the obtained blocks of  $\hat{W}$  across each row communicator, since the first block of  $W$  needs to be distributed across GPUs 0, 1, and 2 for the next iteration (see Fig. 1b). To reduce the unnecessary memory transfers and memory redistribution per MPI rank and between iterations of the Filter, the right-multiply is performed with  $\hat{A}_{p,q}^T$ , Fig. 1b.

Before performing the HEMM, the matrix  $A$  is shifted as  $\hat{A} = A - \gamma I_n$  from the iteration  $i$  to  $i+1$  (see Section 3.2). We implemented specific CUDA kernels to efficiently carry out a new  $\gamma$  shift of the matrix on each sub-blocks of  $A$  for each GPU. This ensures these sub-blocks reside always on the device memory of the GPUs without any data movement during the whole life-cycle of ChASE-GPU.

**3.3.2 Offloading Selected Routines to GPUs.** In ChASE-CPU, all dense linear algebra operations other than HEMM have been implemented redundantly on each MPI process using threaded BLAS and LAPACK. For ChASE-GPU, the most computationally intensive operations have been offloaded to GPUs using NVIDIA shared-memory libraries cuBLAS and cuSOLVER. The API of cuBLAS and cuSOLVER is almost identical to that of BLAS and LAPACK, hence offloading them is a straightforward process.

Because the communication between CPUs and GPUs should be minimized and the device memory of a single GPU is limited, only the most compute-intensive operations have been offloaded to GPUs. First we offload the QR factorization using the cuSOLVER routine `cusolverDnXgeqrf`. Other selected operations are in the



**Figure 1: An example of the Multi-GPU HEMM on 6 GPUs per MPI rank. Matrices/blocks stored in CPU (red) and GPU (green and blue) memory. The numbers denote the GPUs in which a block is stored.**

Rayleigh-Ritz procedure. In ChASE, the original eigenproblem is projected onto a "search" subspace, from which approximate solutions are computed. The active subspace is obtained by forming a  $n_{ev} \times n_{ev}$  Rayleigh-Ritz quotient  $G = \hat{Q}^T A \hat{Q}$ , where  $\hat{Q}$  is the  $n \times n_{ev}$  orthonormal matrix outputted by the QR factorization. In ChASE, the right-multiplication of  $\hat{Q}$  with  $A$  is implemented by utilizing the available distributed multi-GPUs HEMM. The left-multiplying  $\hat{Q}^T$  on  $A\hat{Q}$  is offloaded to GPUs using the cuBLAS  `cublasXgemm`  routine. Then  $G$  is diagonalized as  $G = \hat{W} \hat{\Lambda} \hat{W}^{-1}$  using a LAPACK eigensolver such as Divide&Conquer, with  $(\hat{W}, \hat{\Lambda})$  being the approximate eigenpairs of  $G$ . The diagonalization of  $G$  is not performed on GPUs even if it would probably end up in a faster performance thanks to less data movement between CPU and GPU. This design choice is deliberate and is based on the trade-off between the large memory requirement of the diagonalization and its relative small speedup over vendor-optimized LAPACK. The eigenvectors of the original problem are obtained by a backtransform operation  $\hat{Q}\hat{W}$ , which is also offloaded to GPUs using the  `cublasXgemm`  routine.

Calling a cuBLAS or cuSOLVER routine requires allocating device memory for the input/output arrays and external workspace. This allocation is performed before the main work of ChASE by pre-computing the required buffer size, which is then reused whenever is possible, and deallocated only after the main work ends. This implementation avoids frequent allocation and deallocation of device memory in the loop between Line 3 and 15 (Algorithm 1), which is important to reduce the CPU-GPU synchronizations. The data movement between host and device memory is limited since it takes place only once for each iteration within the main loop of ChASE. In future work we plan to explore GPU-aware MPI for the direct communications between GPUs.

### 3.4 Estimating Memory Requirement

An important aspect of running ChASE is its memory footprint. The memory cost per task and per GPU device should not exceed the amount of main and device memory available. For this reason, we provide explicit formulas for estimating the memory cost of CPUs and GPUs in ChASE-GPU. The same formulas are encoded in a Python script (provided with the code) that the user can run to determine an appropriate resource allocation for a given problem.

The main memory requirement per MPI rank is given as follows

$$M_{cpu} = pq + (p + q)n_e + 2n_e n, \quad (6)$$

where  $n$  is the rank of the matrix  $A$  defining the eigenproblem,  $n_e = n_{ev} + n_{ex}$  is the largest dimension of the active subspace to be projected onto. The dimension of the 2D MPI grid is defined as  $r \times c$ , and the dimension of the local matrix held by each MPI rank is  $p \times q$ , where  $p = \frac{n}{r}$  and  $q = \frac{n}{c}$ . Because of their dependence on  $r$  and  $c$ , the first two terms of Equation 6 scale with the increase in computational resources, while the last term does not, since it refers to a part of the code that is redundantly executed. The non-scalable part is negligible if  $n_e$  is a small percentage of  $n$ .

A similar expression holds for the memory requirement per GPU

$$M_{gpu} = \frac{pq}{r_g c_g} + 3 \max\left(\frac{p}{r_g}, \frac{q}{c_g}\right) n_e + (2n + n_e) n_e, \quad (7)$$

In ChASE-GPU, multiple GPUs of a single compute node can bind to an MPI process as a  $r_g \times c_g$  2D grid scheme. The first two terms of Equation 7 also scale with resource allocation. As for the CPU formula, the last term, which is  $O(n_e n)$ , mainly refers to the memory requirements of  `cublasXgemm`  and  `cusolverDnXgeqrf` , which are offloaded to GPUs and do not scale with the increase in MPI tasks. Since the capacity of device memory is limited compared to the main memory, this last term sets a maximum size for matrix  $A$  and the number of eigenpairs that can be computed. In future work, we plan to remove these constraints by implementing versions of the related dense linear algebra operations distributed on a local subset of computing nodes.

When comparing ChASE memory footprint with the typical symmetric eigensolver in ScaLAPACK (e.g. PDSYEVX based on parallel bisection and inverse iteration), we notice a similar leading order behavior. PDSYEVX requires  $O(\frac{n^2}{rc} \equiv pq)$  memory per processor (i.e. MPI rank) [2]. However, depending on the spectrum (e.g. tightly clustered eigenvalues), the algorithm solving the tridiagonal form may require  $O(n^2)$  memory per processor to guarantee the correctness of the computed eigenpairs. So we conclude that, while in the general the ChASE CPU memory requirement is slightly larger than ScaLAPACK solvers and has a non-scalable portion that depends on the global dimension of  $A$  ( $n$ ), this portion is not leading order. Moreover, because this portion is related to the redundant QR factorization, future development in distributing such factorization will significantly decrease its impact to the overall ChASE memory footprint.

## 4 NUMERICAL EXPERIMENTS

ChASE has been tested on JURECA-DC supercomputer at Jülich Supercomputing Centre. Each node is equipped with two 64 cores AMD EPYC 7742 CPUs @ 2.25 GHz (16 × 32 GB DDR4 Memory)

**Table 1: Spectral information for generating test matrices. In this table, we have  $k = 1, \dots, n$ .**

Matrix Name	Spectral Distribution
UNIFORM (UNI)	$\lambda_k = d_{max}(\epsilon + \frac{(k-1)(1-\epsilon)}{n-1})$
GEOMETRIC (GEO)	$\lambda_k = d_{max}\epsilon^{\frac{n-k}{n-1}}$
(1-2-1) (1-2-1)	$\lambda_k = 2 - 2 \cos(\frac{\pi k}{n+1})$
WILKINSON (WILK)	All positive, but one, roughly in pairs.

and four NVIDIA Tesla A100 GPUs ( $4 \times 40$  GB high-bandwidth memory). ChASE is compiled with GCC 9.3.0, OpenMPI 4.1.0 (UCX 1.9.0), CUDA 11.0 and Intel MKL 2020.4.304. All computations in this section are performed in double-precision.

#### 4.1 Test matrix suite

For benchmarking ChASE, we use artificial matrices whose eigenpairs are known analytically and random matrices generated with given spectral properties. The framework for the matrix generation is inspired by the testing infrastructure for symmetric tridiagonal eigensolvers of LAPACK [26]. In this work, double precision artificial matrices are generated with four different spectral distributions.

The first two generated matrices have analytical eigenvalues and are named (1-2-1) and WILKINSON. (1-2-1) is a tridiagonal matrix with entries on the main diagonal and first two subdiagonals equal to 2 and 1, respectively. The WILKINSON matrix is another tridiagonal matrix whose entries on the first subdiagonals are all 1, while the main diagonal have values  $(m, m-1, m-2, \dots, 2, 1, 2, \dots, m-2, m-1, m)$ , in which  $m = \frac{n-1}{2}$  with  $n$  the size of matrix.

The next two generated matrices, UNIFORM and GEOMETRIC, are dense, symmetric with a given spectral distribution. In order to generate them we construct a diagonal matrix  $D$  whose diagonal is filled exactly by the prescribed eigenvalues. Then a dense matrix  $A$  with the given spectra is generated as  $A = Q^T D Q$ , with  $Q$  an orthogonal matrix, and  $Q^T$  its transpose. The orthogonal matrix  $Q$  is the  $Q$  factor of a QR factorization on a  $n \times n$  matrix whose entries are randomly generated with respect to the Gaussian distribution. All the matrices used in our tests are generated using our matrix generator<sup>1</sup> which allow the creation of matrices of any desired size for both shared-memory and distributed-memory architectures.

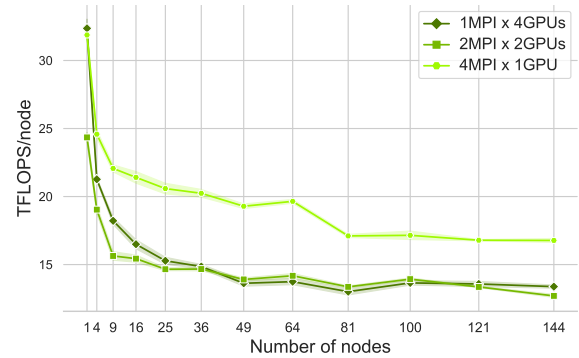
The spectral properties of four types of artificial matrices are given in Table 1 and are explained below:

- UNIFORM matrix: its eigenvalues are distributed equally within  $[\min(d_{max}\epsilon, 0), \max(d_{max}\epsilon, 0)]$  following a discrete uniform distribution.
- GEOMETRIC matrix: its spectrum follows a geometric distribution. If  $d_{max} > 0$  and  $\epsilon \in (0, 1)$ , then its eigenvalues are in the range  $(0, d_{max}\epsilon]$ , and smaller eigenvalues are quite more clustered than the larger ones.
- (1-2-1) matrix [15, 17] has analytically known eigenvalues. The clustering of its eigenvalues is not very strong, although

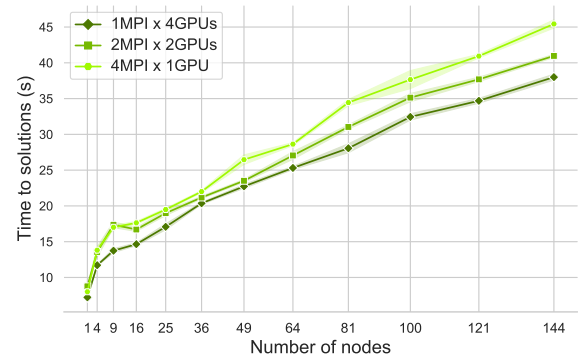
clustering becomes tighter with the increase of dimension [26].

- For WILKINSON matrix, all eigenvalues, but one, are positive. The positive eigenvalues are roughly in pairs, and the larger pairs are closer together.

Because of their distinct spectral properties, these 4 types of matrices should provide a qualitative picture of the behavior of the ChASE library resulting in widely different numerical responses and performance measurements.



(a) Comparison of Filter's performance in TFLOPS/node.



(b) Comparison of time-to-solution of ChASE.

**Figure 2: Evaluation of three MPI and GPU binding configurations: 1, 2 and 4 MPI rank with 32 threads each and 4 GPUs in total. Data are obtained as the averages of 20 repetitions.**

#### 4.2 Evaluation of MPI and GPU Binding Configurations

As shown in Section 3.3, ChASE-GPU supports a flexible binding policy of MPI ranks and GPUs. In order to find the best configuration on the targeting platform JURECA-DC, we initially performed a weak scaling test with three binding policies of MPI ranks and GPUs within node: (1) 1 MPI rank bounded with 4 GPUs (1MPI×4GPUs), (2) 2 MPI ranks with 2 GPUs bounded to each (2MPI×2GPUs), (3) 4 MPI ranks with 1 GPU bounded to each (4MPI×1GPUs). The number of threads per rank is fixed to 32 so as to eliminate the huge NUMA-effects of some BLAS and LAPACK routines.

<sup>1</sup><https://github.com/SimLabQuantumMaterials/DEMAGIS>

**Table 2: Comparison of ChASE-CPU and ChASE-GPU with artificial matrices. The size of test matrices are  $20k \times 20k$ , and  $n_{ev}$  and  $n_{ex}$  are 1500 and 500, respectively. Statistics for each test are obtained over 20 runs.**

(a) ChASE-CPU on one node of JURECA-DC: MPI process number is 16, and OpenMP thread number per rank is 8.									
Matrix	Iter.	Matvecs	Runtime (seconds)						
			All	Lanczos	Filter	QR	RR	Resid	
1-2-1	13	466614	$272.28 \pm 5.28$	$4.64 \pm 0.19$	$176.46 \pm 4.60$	$31.69 \pm 1.27$	$37.45 \pm 1.64$	$20.99 \pm 0.67$	
GEO	8	285192	$165.39 \pm 1.86$	$4.76 \pm 0.28$	$108.02 \pm 1.75$	$19.19 \pm 0.59$	$20.64 \pm 1.22$	$12.14 \pm 0.54$	
UNI	5	163562	$101.27 \pm 1.98$	$4.76 \pm 0.24$	$62.17 \pm 1.47$	$12.05 \pm 0.53$	$13.91 \pm 0.98$	$7.97 \pm 0.60$	
WILK	9	248946	$155.44 \pm 2.64$	$4.86 \pm 0.96$	$95.68 \pm 1.77$	$21.53 \pm 0.88$	$20.62 \pm 1.25$	$12.09 \pm 0.47$	

(b) ChASE-GPU on one node of JURECA-DC: MPI process number is 4, OpenMP thread and GPU number per process is 32 and 1.									
Matrix	Iter.	Matvecs	Runtime (seconds)						
			All	Lanczos	Filter	QR	RR	Resid	
1-2-1	13	466614	$31.39 \pm 0.09$	$0.58 \pm 0.01$	$14.38 \pm 0.02$	$2.59 \pm 0.01$	$8.41 \pm 0.09$	$5.24 \pm 0.04$	
GEO	8	285192	$18.57 \pm 0.05$	$0.58 \pm 0.01$	$8.76 \pm 0.02$	$1.58 \pm 0.01$	$4.58 \pm 0.04$	$2.96 \pm 0.02$	
UNI	5	163562	$11.79 \pm 0.03$	$0.58 \pm 0.01$	$5.06 \pm 0.00$	$1.00 \pm 0.00$	$3.11 \pm 0.04$	$1.96 \pm 0.02$	
WILK	8	246924	$17.22 \pm 0.05$	$0.57 \pm 0.00$	$7.63 \pm 0.02$	$1.59 \pm 0.00$	$4.45 \pm 0.04$	$2.90 \pm 0.02$	

For the weak scaling experiment, the numbers of compute nodes are  $p^2$ , with  $p \in 1, 2, \dots, 12$  to produce 2D square node grids. The generated test matrices are of type UNIFORM with sizes being  $3 \times 10^4 p$ . The number of desired eigenpairs  $n_{ev}$  and external searching space increment  $n_{ex}$  are 2250 and 750, respectively.

In this section, for all three configurations, we report both the performance of the Filter and the time-to-solution of ChASE-GPU. The Filter, whose major part is the HEMM, is reported as the absolute performance extracted from the GPUs with tensor core activated. Because the FP64 Tensor Core is used automatically and selectively by cuBLAS 11.0.0 we report absolute performance and not fraction of peak. The performance of the Filter directly reflects the performance of the multi-GPU HEMM, which is one of the original contributions of this paper. In the case of weak scaling, both the number of computing units and the problem size increase, which results in a constant workload per units. However, for an iterative eigensolver, it is impossible to predict exactly the total workload to reach convergence, even if the problems are constructed with matrices sharing the same spectral distribution. Instead of solving problems to achieve full convergence, each test of weak scaling has been executed with only one subspace iteration, which can ensure a constant workload of Matvecs<sup>2</sup> per computing unit.

Fig. 2a shows that the performance of the Filter decreases rapidly for all three configurations as the number of compute nodes increases, stabilising when the number of compute nodes is greater than 16. The reason for the performance drop is that communication (collective routine MPI\_ALLREDUCE) and memory copies between CPU and GPU are included in the total execution time of the Filter. In [45] (see Supplementary Materials, Table S7), the authors showed that the latency in MPI\_ALLREDUCE remains constant on more than 16 nodes, as does the impact of MPI communication

on Filter performance. This is clearly observed in the 1MPIx4GPU configuration when the number of nodes is increased from 1 to 4, as no MPI communication was required on one node (only 1 MPI rank is used). At each step in the Filter, a rectangular block of vectors  $V$  is split (see Eq. 2) and distributed to the GPUs of the same node and copied back to the host memory after the matrix multiplication is completed. These two operations (and  $N = 120k$ ) consume 30% of the total time of the distributed HEMM. In addition, some extra time (19%) is spent on inter-GPU communication at the node level, so up to 50% of the HEMM time is spent on the memory copy. The memory copies cannot be efficiently overlapped with matrix-matrix multiplication because there is a strong dependency between them. Currently, this multi-GPU HEMM lacks support for faster communication links between GPUs within the node, such as NVLINK, and is part of future work.

Fig. 2b shows that the time-to-solution for ChASE with all three configurations increases somewhat linearly as a function of the number of compute nodes used. The performance of the entire ChASE is different from the performance of the Filter in Fig. 2a. ChASE with configuration 1MPIx4GPUs always outperforms the other two, with 2MPIx2GPUs in between. Since QR and RR are computed redundantly on each MPI rank and operate on the full column size, the gain of the configuration with 1MPIx4GPUs over the other configurations comes from a lower communication overhead using expensive MPI\_IBCAST (see [45], Supplementary Materials, Table S7). Unlike MPI\_ALLREDUCE, the latency of the broadcasting routines increases steadily with the number of MPI ranks.

The outcome of its higher efficiency due to the decreased MPI communication makes up the relative lower performance of its corresponding Filter. Because 1MPIx4GPUs is the best configuration of ChASE-GPU on JURECA-DC, we will use it as the default configuration for the remaining tests. Additional weak scaling tests are discussed in Section 4.4.2.

<sup>2</sup>It indicates the total number of matrix-vector multiplications executed by HEMM within the Filter.

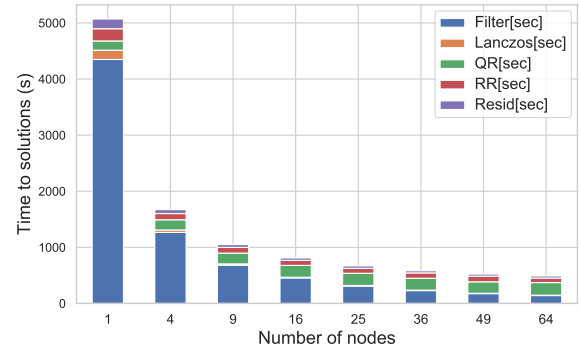
### 4.3 Eigen-type tests

In order to confirm the numerical robustness of ChASE-GPU, we compare it with ChASE-CPU using the test matrix suite described in Section 4.1. The size of the test matrices is fixed as 20k, and  $n_{ev}$  and  $n_{ex}$  are respectively 1500 and 500, which means the maximum size of active subspace is 10% of the full space of problems. The  $\ell^2$ -norm condition numbers of generated (1-2-1), GEOMETRIC, UNIFORM and WILKINSON matrices are respectively  $1.6 \times 10^8$ ,  $1.0 \times 10^4$ ,  $1.0 \times 10^4$  and  $4.7 \times 10^4$ .

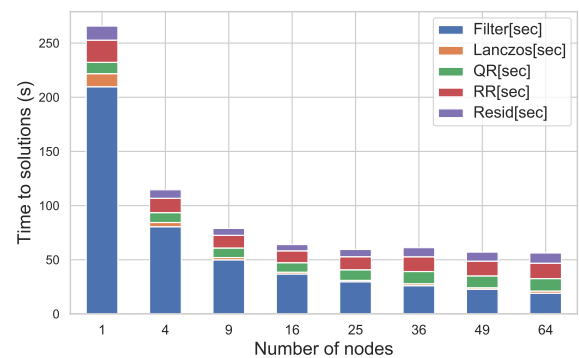
The experiments of both ChASE-CPU and ChASE-GPU are performed on one single compute node with a different combination of MPI ranks and OpenMP threads for each of the two versions of ChASE. For ChASE-CPU, the number of MPI ranks and OpenMP threads per node is fixed at 16 and 8, respectively. This is the best combination of MPI and OpenMP on JURECA-DC, and was obtained from a series of sweet-spot tests spanning all possible combinations. For ChASE-GPU, the configuration is 1MPI $\times$ 4GPUs, and the number of OpenMP threads per MPI rank is 32, which has been proved as the best one.

The results are shown in Table 2, which includes the subspace iteration number until convergence, the required number of Matvecs operations, and the runtime for ChASE and its main parts. For all four types of eigenproblems, both ChASE-CPU and ChASE-GPU are able to achieve the convergence in a limited number of iterations with the (1-2-1) problem, which has a much larger condition number, taking the most time and iterations, more than doubling the runtime and iterations of the UNIFORM problem. The acceleration provided by ChASE-GPU is practically independent from the type of eigenproblem. For all four test matrices, ChASE-GPU achieves a speedup of approximately 8.9 $\times$  for the entire runtime and 12.7 $\times$  for just the Filter, which is the most computationally intensive part of the solver. The considerations above demonstrate the viability of ChASE as a general purpose solver for extremal symmetric eigenproblems. Because they converge faster than the others, we will generate only eigenproblems of the UNIFORM type for the scalability tests.

A closer look reveals that the exact number of iterations between ChASE-CPU and ChASE-GPU differs for the matrix WILKINSON. This difference is also reflected in the numbers of Matvecs. This may seem an harmless difference, but it is rather suspicious in light of the deterministic convergence provided by the Chebyshev filter [42]. Upon further investigation, we identified the cause of this behavior in a very peculiar numerical instability of `cusolverXgeqrh`, the QR factorization of `cuSOLVER`, which seems to happen randomly. The numerical difference of QR factorization between the one in `cuSOLVER` and LAPACK is minor, just above the machine precision. However, this difference propagates through the computation, which finally results in a slightly different numerical accuracy. We further observed that for much larger matrices than 20k such numerical instability can sometimes damage the redundant computations of the QR factorization and introduce a mismatch in the data exchanged between different rows of MPI communicators. Eventually this behavior results in the breakdown of ChASE-GPU. We have signalled the bug to the NVIDIA developers of `cuSOLVER`.



(a) Strong scaling performance of ChASE-CPU.



(b) Strong scaling performance of ChASE-GPU.

**Figure 3: Strong scaling tests with UNIFORM matrix ( $n = 130,000$ ,  $n_{ev} = 1000$ , and  $n_{ex} = 300$ ). Data are obtained as the averages of 15 repetitions.**

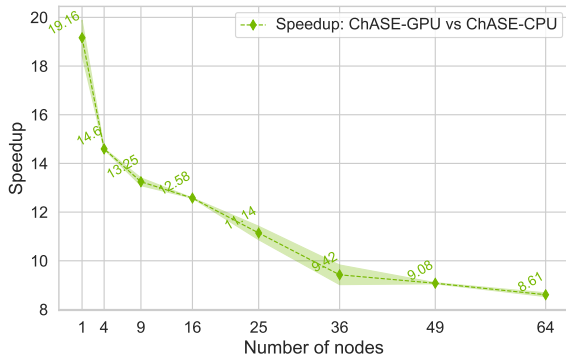
### 4.4 Scalability

This section analyze ChASE-GPU's behavior in strong and weak scalability regime by comparing with ChASE-CPU. For all the tests, the numbers of MPI ranks and OpenMP threads per rank of ChASE-CPU are respectively 16 and 8. For ChASE-GPU, the number of MPI ranks per node is 1, with 4 GPUs and 32 threads assigned to each rank.

**4.4.1 Strong scaling.** Fig. 3 illustrates the results of the strong scaling experiment of ChASE-CPU and GPU using a UNIFORM matrix of size  $n = 130,000$ . We fix  $n_{ev}$  and  $n_{ex}$  respectively as 1000 and 300 ( $= 1\%n$ ). The counts of compute nodes are selected to be square numbers 1, 4, 9,  $\dots$ , 64. Fig. 3 reports the runtime of ChASE-CPU and ChASE-GPU as a vertical stacked bar plot, which includes also the fractions of runtime of numerical functions, such as Filter, Lanczos, QR, RR and Resid. The speedup of ChASE-GPU is plotted in Fig. 4, where for each point on the x-axis, the speedup is calculated with respect to the corresponding timing of ChASE-CPU.

Both ChASE-CPU and ChASE-GPU can achieve good strong scaling performance for smaller number of nodes. However, with larger number of compute nodes, the decrease of total runtime of ChASE become progressively negligible, especially for ChASE-GPU. The



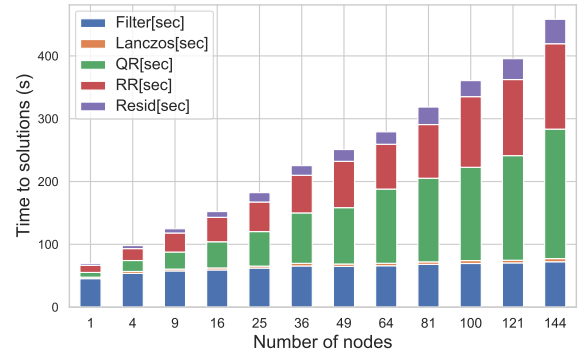


**Figure 4: Strong scaling: Speedup.** Speedup of ChASE-GPU over ChASE-CPU. Error bars are obtained with 15 repetitions.

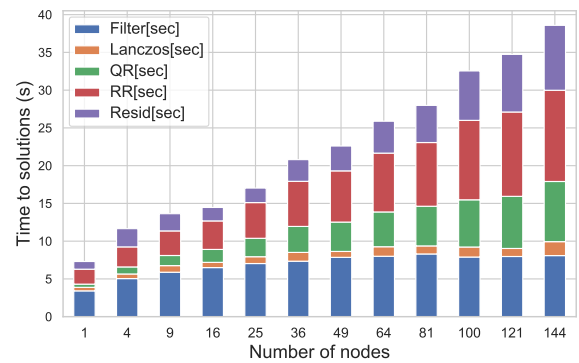
Filter, whose most important operation is the customized HEMM, achieves very good strong scaling performance in both ChASE-CPU and ChASE-GPU. Compared with the tests using 1 compute node, ChASE-CPU with 64 compute nodes achieves 32 $\times$  speedup for Filter, 29 $\times$  speedup for Lanczos, and 5 $\times$  speedup for Resid. Analogously, ChASE-GPU achieves 10.8 $\times$  speedup for Filter, 5 $\times$  speedup for Lanczos, but only 1.4 $\times$  speedup for Resid. For ChASE-CPU, the most dominant linear algebra operation in the Filter, Lanczos and Resid is HEMM. In these three functions in ChASE-GPU, only HEMM has been offloaded to GPUs, which achieves a notable acceleration over the CPU version. Compared to HEMM, the remaining BLAS/LAPACK operations called within the Lanczos and Resid become much more dominant, which turn them into new bottlenecks. This is also the reason why the strong scaling performance of ChASE-GPU tends to be worse than ChASE-CPU, even with the acceleration of GPUs. This is clearly visible from Fig. 4, which shows the speedup of ChASE-GPU over ChASE-CPU as a function of compute nodes count. ChASE-GPU with 1 compute node has the maximal speedup over ChASE-CPU, which is 19.16. Increasing the count of compute node, the speedup keeps getting smaller and tends to flatten towards a value  $\sim 8.61$ .

**4.4.2 Weak scaling.** Weak scaling experiments are particularly important to domain scientists, who are interested in simulating system of increasingly larger size. In order to maintain a fixed workload, we keep the same setup described in Section 4.2. The test matrices are of type UNIFORM, with size increment of 30k (30k, 60k, 90k,  $\dots$ , 360k). The counts of compute nodes selected as square numbers 1, 4, 9,  $\dots$ , 144, and  $n_{ev}$  and  $n_{ex}$  are respectively fixed as 2250 and 750. Fig. 5 plots the results of weak scaling experiments as a vertical stacked bar plot, which shows the runtime of ChASE-CPU and ChASE-GPU, including the runtime of their numerical functions. Additionally, Fig. 6 reports the parallel efficiency of the numerical functions Filter and Resid of this weak scaling experiment.

The good news is that, independently of which version, ChASE scale linearly. The bad news is that the total runtime of ChASE-CPU and ChASE-GPU doubles every-time the matrix size quadruples

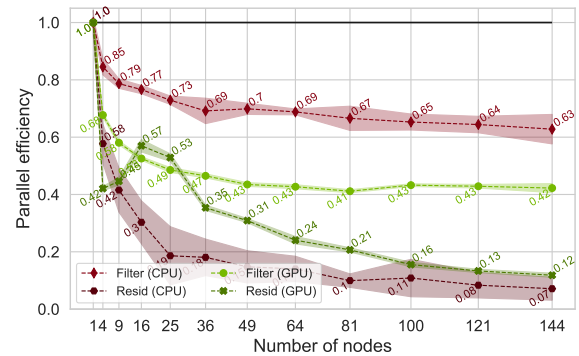


(a) Weak scaling performance of ChASE-CPU.



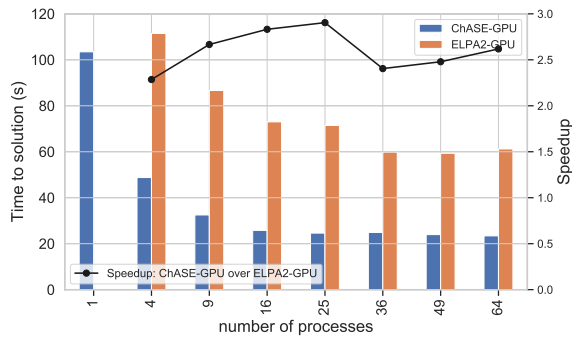
(b) Weak scaling performance of ChASE-GPU.

**Figure 5: Weak scaling tests with UNIFORM matrix ( $n$  ranging from 30k to 360k,  $n_{ev}=2250$ ,  $n_{ex}=750$ ). Data are obtained as the averages of 15 repetitions.**



**Figure 6: Weak scaling: Parallel efficiency of Filter and Resid.** Error bars are obtained with 15 repetitions.

and triples, respectively. When we look at the details of the distribution of runtime over the different functions, we observe a good weak scaling of the Filter thanks to the custom parallelization of HEMM for both CPU and GPU. However, a small increase in Filter runtime is observed when the number of nodes is increased, e.g. to



**Figure 7: Strong scaling: Time-to-solution and speedup of ChASE-GPU over ELPA2 for solving 76k  $\text{In}_2\text{O}_3$  Hermitian eigenproblem with  $\text{nev}=800$ . Data are obtained as the averages of 15 repetitions.**

1, 4 and 16 nodes (Fig. 5b) the runtime is 3.27 sec, 5.01 sec and 6.3 sec, respectively. The main reason for this is an increased amount of communication (MPI\_ALLREDUCE). The percentage of MPI on 4 and 16 nodes is 35% and 49% of the total Filter execution time, respectively. However, considering only the distributed HEMM performance (without MPI communication) on 16 nodes with 64 GPUs, we reach 685.44 TFlops (55% of the peak GPU performance). The increased communication is expected because Allreduce is called at the end of the distributed HEMM which is computed multiple times within the Filter and could be repeated up to 20 times (the maximum degree of the polynomial) in the first iteration of ChASE.

The weak scaling of Lanczos and Resid are quite worse than the Filter, even if they make use of the distributed HEMM. With the increase of problem size, QR and RR, which are computed redundantly on the node, become progressively dominant, especially the QR factorization. For ChASE-CPU with 144 compute nodes, QR and RR take 48% and 29% of the whole runtime, meanwhile Filter take only 16%. In ChASE-GPU, the QR factorization and the GEMM routine, called internally by RR, have been offloaded to a single GPU using the cuSOLVER and the cuBLAS libraries. Such a choice makes these two functions less impactful than the corresponding one in ChASE-CPU.

Fig. 6 shows the parallel efficiency of Filter and Resid of both ChASE-CPU and ChASE-GPU. For 144 compute nodes, the Filter in ChASE-CPU and ChASE-GPU shows a parallel efficiency of 63% and 42%, respectively. On the other hand, the parallel efficiency of Resid in ChASE-CPU and ChASE-GPU attains 7% and 12%, respectively. Overall, our results confirms the efficiency of our implementation of distributed multi-GPU HEMM and provide a strong indication of what should be the focus of further developments of the ChASE library.

#### 4.5 Comparison with other libraries

As we stated in Section 2, there are no other distributed GPU eigen-solvers apart from ELPA2. Therefore, we perform a strong scaling test up to 64 compute nodes comparing ChASE-GPU with ELPA2 with GPU support (ELPA2-GPU). The comparison of ChASE-CPU

with other libraries are not carried out in this paper, since the comparison with ScaLAPACK, Elemental and FEAST are available in [42]. The version of ELPA for the benchmarks is 2020.11.001, which is the most updated installation on JURECA-DC. The selected installation is compiled with GCC 10.3.0, OpenMPI 4.1.1, Intel MKL 2021.2.0 and CUDA 11.3 with CUDA architecture *sm\_80*. We prefer to use ELPA compiled with OpenMPI rather than the one compiled with ParaStationMPI, since the former enable ELPA to be 10% faster than the latter. The Multi-Process Service (MPS) is activated for ELPA. The MPI core and GPU numbers per node is set respectively as 32 and 4. This configuration has been selected based on a sweet-spot test with multiple configurations. The 2D grid of MPI ranks is setup as closest to be square. The block size of the block-cyclic distribution of matrix in ELPA is fixed at 16.

The eigenproblem that we use for this test is Hermitian with a matrix size 76k, and is generated by the discretization of the Bethe-Salpeter equation used to simulate the opto-electronic properties of  $\text{In}_2\text{O}_3$ . The number of eigenpairs sought after,  $\text{nev}$ , is set at 800 for both ChASE-GPU and ELPA2-GPU. For ChASE-GPU, the size of the external searching space  $\text{nex}$  is fixed as 200. The time-to-solution and speedup of ChASE-GPU over ELPA2-GPU is reported in Fig. 7.

We first point out that ELPA2-GPU runs out of device memory when only 1 compute node is used, while ChASE-GPU solves successfully the problem in 104 seconds. The strong scaling performance of ChASE-GPU is also better than the one of ELPA2-GPU, especially with a relative small number of compute nodes. For instance, ChASE-GPU shows a 1.88 $\times$  speedup when the compute node number increases from 4 to 16, meanwhile ELPA2-GPU displays only 1.54 $\times$  speedup. In average, ChASE-GPU achieves 2.6 $\times$  speedup over ELPA2 when the compute node number ranges from 4 to 16. The maximal speedup 2.97 $\times$  has been achieved when 25 compute nodes are used.

We point out that the performance gain of ChASE-GPU over ELPA2-GPU has been obtained when only a relatively small portion of extremal eigenpairs are sought after, which is the range of viability of the ChASE library. In this case, ChASE-GPU can achieve large speedup over ELPA2-GPU with an inferior memory footprint.

## 5 CONCLUSION

In this paper, we presented a distributed CPU-GPU implementation of the ChASE eigensolver for large-scale symmetric eigenproblems. ChASE targets extremal dense eigenproblems when a relatively small fraction ( $\leq 10\%$ ) of extremal eigenpairs is sought after. We introduce the implementation of a customized distributed CPU-GPU HEMM for ChASE which is used in many of its functions, notably the Chebyshev filter. Because the Filter function is the most computationally heavy part of the library, this custom-HEMM implementation has a dramatic impact on the parallel performance of the library when is ported on distributed multi-GPUs architectures. We have benchmarked the numerical and parallel performance of the new distributed hybrid CPU-GPU implementation on one of the most modern platforms featuring AMD Epyc Rome CPUs coupled with 4 powerful NVIDIA A100. Our tests show a good parallel performance of the custom HEMM implementation impacting positively the overall performance of the library. Because of the excellent scaling of the Filter using the new HEMM, other functions in the library

have become the new bottleneck which we plan to address in the near future. The overall target, is to further develop ChASE into an eigensolver that can be deployed and used on current PETAscale supercomputing clusters to solve for very large eigenproblems.

## 6 ACKNOWLEDGMENTS

This work was supported by the Croatian Science Foundation under grant number HRZZ-UIP-2020-02-4559, by the Ministry of Science and Education of the Republic of Croatia and the Deutsche Akademische Austauschdienst (DAAD) from fund of the Bundesministerium für Bildung und Forschung (BMBF) through project "PPP Kroatien" ID 57449075. This work was also partially supported by PRACE-6IP WP8: Performance Portable Linear Algebra (grant agreement ID 823767).

## REFERENCES

- [1] Edward C Anderson, Zhaojun Bai, Christian H. Bischof, L S Blackford, James W. Demmel, Jack Dongarra, Jeremy J Du Croz, Anne Greenbaum, A. Hammarling, S. McKenney, and Danny C Sorensen. 1999. *LAPACK Users' Guide*. Society for Industrial and Applied Mathematics, Philadelphia, PA.
- [2] Dominic Antonelli and Christof Vömel. 2005. PDSYEV. ScaLAPACK's Parallel MRRR Algorithm for the Symmetric Eigenvalue Problem. *LAPACK Working Note 168* (2005), 1–18. <http://www.netlib.org/lapack/lawnspdf/lawn168.pdf>
- [3] Steven F Ashby. 1991. Minimax Polynomial Preconditioning for Hermitian Linear Systems. *SIAM J. Matrix Anal. Appl.* 12, 4 (1991), 766–789.
- [4] Amartya S. Banerjee, Lin Lin, Wei Hu, Chao Yang, and John E. Pask. 2016. Chebyshev Polynomial Filtered Subspace Iteration in the Discontinuous Galerkin Method for Large-Scale Electronic Structure Calculations. *The Journal of Chemical Physics* 145, 15 (Oct. 2016), 154101. <https://doi.org/10.1063/1.4964861>
- [5] Friedrich L. Bauer. 1957. Das Verfahren der Treppeniteration und verwandte Verfahren zur Lösung algebraischer Eigenwertprobleme. *Zeitschrift für Angewandte Mathematik und Physik ZAMP* 8, 3 (May 1957), 214–235. <https://doi.org/10.1007/BF01600502>
- [6] Axel D Becke. 1993. A new Mixing of Hartree-Fock and Local Density-functional Theories. *The Journal of chemical physics* 98, 2 (1993), 1372–1377.
- [7] Mario Berljafa, Daniel Wortmann, and Edoardo Di Napoli. 2015. An Optimized and Scalable Eigensolver for Sequences of Eigenvalue Problems. *Concurrency and Computation: Practice and Experience* 27 (Sept. 2015), 905–922. <https://doi.org/10.1002/cpe.3394>
- [8] Paolo Bientinesi, Inderjit S Dhillon, and Robert A Van De Geijn. 2005. A Parallel Eigensolver for Dense Symmetric Matrices based on Multiple Relatively Robust Representations. *SIAM Journal on Scientific Computing* 27, 1 (2005), 43–66.
- [9] J. Choi, J.J. Dongarra, R. Pozo, and D.W. Walker. 2003. ScaLAPACK: a Scalable Linear Algebra Library for Distributed Memory Concurrent Computers. In *[Proceedings 1992] The Fourth Symposium on the Frontiers of Massively Parallel Computation*. IEEE Comput. Soc. Press, Los Alamitos, CA, USA, 120–127. <https://doi.org/10.1109/EMPC.1992.234898>
- [10] Inderjit S Dhillon, Beresford N Parlett, and Christof Vömel. 2006. The Design and Implementation of the MRRR Algorithm. *ACM Transactions on Mathematical Software (TOMS)* 32, 4 (2006), 533–560.
- [11] ELPA. 2014. Eigenvalue Solvers for Petaflop-Applications (ELPA). <https://elpa.mpg.de/>
- [12] Takeshi Fukaya and Toshiyuki Imamura. 2015. Performance Evaluation of the Eigen Exa eigensolver on Oakleaf-FX: Tridiagonalization versus pentadiagonalization. In *2015 IEEE International Parallel and Distributed Processing Symposium Workshop*. IEEE, 960–969.
- [13] Takeshi Fukaya, Toshiyuki Imamura, and Yusaku Yamamoto. 2018. A Case Study on Modeling the Performance of Dense Matrix Computation: Tridiagonalization in the Eigenexa Eigensolver on the K Computer. In *Proceedings - 2018 IEEE 32nd International Parallel and Distributed Processing Symposium Workshops, IPDPSW 2018*. Institute of Electrical and Electronics Engineers Inc., 1113–1122. <https://doi.org/10.1109/IPDPSW.2018.00171>
- [14] Mark Gates, Jakub Kurzak, Ali Charara, Asim Yarkhan, and Jack Dongarra. 2019. SLATE: Design of a Modern Distributed and Accelerated Linear Algebra Library. In *International Conference for High Performance Computing, Networking, Storage and Analysis, SC*. IEEE Computer Society, New York, NY, USA, 1–18. <https://doi.org/10.1145/3295500.3356223>
- [15] Robert T Gregory. 1978. *A Collection of Matrices for Testing Computational Algorithms*. Technical Report.
- [16] Azzam Haidar, Stanimire Tomov, Jack Dongarra, Raffaele Solcà, and Thomas Schulthess. 2014. A Novel Hybrid CPU-GPU Generalized Eigensolver for Electronic Structure Calculations based on Fine-grained Memory Aware Tasks. *The International Journal of High Performance Computing Applications* 28, 2 (2014), 196–209. <https://doi.org/10.1177/1094342013502097> arXiv:<https://doi.org/10.1177/1094342013502097>
- [17] Nicholas J Higham. 1991. Algorithm 694: A Collection of Test Matrices in MATLAB. *ACM Transactions on Mathematical Software (TOMS)* 17, 3 (1991), 289–305.
- [18] Tsutomu Ikegami, Tetsuya Sakurai, and Umpei Nagashima. 2010. A Filter Diagonalization for Generalized Eigenvalue Problems based on the Sakurai-Sugiura Projection Method. *J. Comput. Appl. Math.* 233, 8 (2010), 1927–1936.
- [19] Toshiyuki Imamura, Susumu Yamada, and Masahiko Machida. 2011. Development of a High Performance Eigensolver on the Petascale next Generation Supercomputer System. *Progress in Nuclear Science and Technology* 2 (2011), 643–650.
- [20] James Kestyn, Vasileios Kalantzis, Eric Polizzi, and Yousef Saad. 2016. PFEAST: a High Performance Sparse Eigenvalue Solver using Distributed-memory Linear Solvers. In *SC'16: Proceedings of the International Conference for High Performance Computing, Networking, Storage and Analysis*. IEEE, 178–189.
- [21] Walter Kohn. 1999. Nobel Lecture: Electronic Structure of Matter—wave Functions and Density Functionals. *Reviews of Modern Physics* 71, 5 (1999), 1253.
- [22] Walter Kohn and Lu Jeu Sham. 1965. Self-consistent Equations including Exchange and Correlation Effects. *Physical review* 140, 4A (1965), A1133.
- [23] Antoine Levitt and Marc Torrent. 2015. Parallel Eigensolvers in Plane-Wave Density Functional Theory. *Computer Physics Communications* 187 (Feb. 2015), 98–105. <https://doi.org/10.1016/j.cpc.2014.10.015>
- [24] Lin Lin, Yousef Saad, and Chao Yang. 2016. Approximating Spectral Densities of Large Matrices. *SIAM Rev.* 58, 1 (2016), 34–65. <https://doi.org/10.1137/130934283>
- [25] Andreas Marek, Volker Blum, Rainer Johanni, Ville Havu, Bruno Lang, Thomas Auckenthaler, Alexander Heinecke, H-J Bungartz, and Hermann Lederer. 2014. The ELPA library: Scalable Parallel Eigenvalue Solutions for Electronic Structure Theory and Computational Science. *Journal of Physics: Condensed Matter* 26, 21 (5 2014), 213201. <https://doi.org/10.1088/0953-8984/26/21/213201>
- [26] Osni A Marques, Christof Vömel, James W Demmel, and Beresford N Parlett. 2008. Algorithm 880: A Testing Infrastructure for Symmetric Tridiagonal Eigensolvers. *ACM Transactions on Mathematical Software (TOMS)* 35, 1 (2008), 1–13.
- [27] Mirko Myllykoski and Carl Christian Kjølgaard Mikkelsen. 2021. Task-based, GPU-accelerated and Robust Library for Solving Dense Nonsymmetric Eigenvalue Problems. *Concurrency and Computation: Practice and Experience* 33, 11 (2021), e5915. <https://doi.org/10.1002/cpe.5915> arXiv:<https://doi.org/10.1002/cpe.5915>
- [28] NVIDIA. 2019. cuSOLVER :: CUDA Toolkit Documentation. <https://docs.nvidia.com/cuda/cusolver/>
- [29] NVIDIA. 2021. <https://www.nvidia.com/en-us/data-center/grace-cpu>. Accessed: 2021-10-06.
- [30] Eric Polizzi. 2009. Density-matrix-based Algorithm for Solving Eigenvalue Problems. *Physical Review B* 79, 11 (2009), 115112.
- [31] Jack Poulson, Bryan Marker, Robert A. Van De Geijn, Jeff R. Hammond, and Nichols A. Romero. 2013. Elemental: A New Framework for Distributed Memory Dense Matrix Computations. *ACM Trans. Math. Software* 39, 2 (2 2013), 1–24. <https://doi.org/10.1145/2427023.2427030>
- [32] Heinz Rutishauser. 1970. Simultaneous Iteration Method for Symmetric Matrices. *Numer. Math.* 16, 3 (1970), 205–223. <https://doi.org/10.1007/bf02219773>
- [33] Tetsuya Sakurai and Hiroshi Sugiura. 2003. A Projection Method for Generalized Eigenvalue Problems using Numerical Integration. *Journal of computational and applied mathematics* 159, 1 (2003), 119–128.
- [34] Ahmed H Sameh and David J Kuck. 1977. A Parallel QR Algorithm for Symmetric Tridiagonal Matrices. *IEEE Trans. Comput.* 100, 2 (1977), 147–153.
- [35] Heidi K Thornquist. 2006. *Fixed-polynomial Approximate Spectral Transformations for Preconditioning the Eigenvalue Problem*. Rice University.
- [36] Françoise Tisseur and Jack Dongarra. 1999. A Parallel Divide and Conquer Algorithm for the Symmetric Eigenvalue Problem on Distributed Memory Architectures. *SIAM Journal on Scientific Computing* 20, 6 (1999), 2223–2236.
- [37] Stanimire Tomov, Jack Dongarra, and Marc Baboulin. 2010. Towards Dense Linear Algebra for Hybrid GPU Accelerated Manycore Systems. *Parallel Comput.* 36, 5-6 (jun 2010), 232–240. <https://doi.org/10.1016/j.parco.2009.12.005>
- [38] Field G Van Zee, Ernie Chan, Robert A Van de Geijn, Enrique S Quintana-Orti, and Gregorio Quintana-Orti. 2009. The libflame Library for Dense Matrix Computations. *Computing in science & engineering* 11, 6 (2009), 56–63.
- [39] Field G Van Zee and Robert A Van De Geijn. 2015. BLIS: A Framework for Rapidly Instantiating BLAS Functionality. *ACM Transactions on Mathematical Software (TOMS)* 41, 3 (2015), 1–33.
- [40] Endong Wang, Qing Zhang, Bo Shen, Guangyong Zhang, Xiaowei Lu, Qing Wu, and Yajuan Wang. 2014. Intel Math Kernel Library. In *High-Performance Computing on the Intel® Xeon Phi™*. Springer, 167–188.
- [41] David B. Williams-Young and Chao Yang. 2020. Parallel Shift-Invert Spectrum Slicing on Distributed Architectures with GPU Accelerators. In *49th International Conference on Parallel Processing - ICPP*. ACM, New York, NY, USA, 1–11. <https://doi.org/10.1145/3404397.3404416>

- [42] Jan Winkelmann, Paul Springer, and Edoardo Di Napoli. 2019. ChASE: Chebyshev Accelerated Subspace Iteration Eigensolver for Sequences of Hermitian Eigenvalue Problems. *ACM Trans. Math. Software* 45, 2 (jun 2019), 1–34. <https://doi.org/10.1145/3313828>
- [43] Zhang Xianyi, Wang Qian, and Zaheer Chothia. 2012. OpenBLAS. *URL: <http://xianyi.github.io/OpenBLAS>* 88 (2012).
- [44] Victor Wen zhe Yu, Jonathan Moussa, Pavel Kùs, Andreas Marek, Peter Messmer, Mina Yoon, Hermann Lederer, and Volker Blum. 2021. GPU-acceleration of the ELPA2 Distributed Eigensolver for Dense Symmetric and Hermitian Eigenproblems. *Computer Physics Communications* 262 (5 2021), 107808. <https://doi.org/10.1016/j.cpc.2020.107808>
- [45] Xiao Zhang, Sebastian Achilles, Jan Winkelmann, Roland Haas, André Schleife, and Edoardo Di Napoli. 2021. Solving the Bethe-Salpeter Equation on Massively Parallel Architectures. *Computer Physics Communications* 267 (2021), 108081. <https://doi.org/10.1016/j.cpc.2021.108081>
- [46] Yunkai Zhou, James R. Chelikowsky, and Yousef Saad. 2014. Chebyshev-Filtered Subspace Iteration Method Free of Sparse Diagonalization for Solving the Kohn-Sham Equation. *J. Comput. Phys.* 274 (Oct. 2014), 770–782.
- [47] Yunkai Zhou, Yousef Saad, Murilo L Tiago, and James R Chelikowsky. 2006. Parallel Self-Consistent-Field Calculations via Chebyshev-Filtered Subspace Acceleration. *Physical Review E* 74, 6 (2006), 066704. <https://doi.org/10.1103/PhysRevE.74.066704>