

Robust and Agnostic Learning of Conditional Distributional Treatment Effects

Nathan Kallus*
Cornell University
kallus@cornell.edu

Miruna Oprescu*
Cornell University
amo78@cornell.edu

Abstract

The conditional average treatment effect (CATE) is the best point prediction of individual causal effects given individual baseline covariates and can help personalize treatments. However, as CATE only reflects the (conditional) average, it can wash out potential risks and tail events, which are crucially relevant to treatment choice. In aggregate analyses, this is usually addressed by measuring distributional treatment effect (DTE), such as differences in quantiles or tail expectations between treatment groups. Hypothetically, one can similarly fit covariate-conditional quantile regressions in each treatment group and take their difference, but this would not be robust to misspecification or provide agnostic best-in-class predictions. We provide a new robust and model-agnostic methodology for learning the conditional DTE (CDTE) for a wide class of problems that includes conditional quantile treatment effects, conditional super-quantile treatment effects, and conditional treatment effects on coherent risk measures given by f -divergences. Our method is based on constructing a special pseudo-outcome and regressing it on baseline covariates using any given regression learner. Our method is model-agnostic in the sense that it can provide the best projection of CDTE onto the regression model class. Our method is robust in the sense that even if we learn these nuisances nonparametrically at very slow rates, we can still learn CDTEs at rates that depend on the class complexity and even conduct inferences on linear projections of CDTEs. We investigate the performance of our proposal in simulation studies, and we demonstrate its use in a case study of 401(k) eligibility effects on wealth.

1 Introduction

Measuring treatment-effect heterogeneity along observed covariates is an important tool for interpreting the results of A/B tests on online platforms, program evaluations in social science whether experimental or observational, and clinical trials in medicine. It can help diagnose how the treatment works, understand for whom it does and does not work, and assess fairness [19, 28, 36, 40]. On the other hand, measuring distributional treatment effects (DTEs) such as quantile treatment effects (QTEs) is an important tool for understanding the impact of interventions beyond the mean, especially when outcomes are naturally very skewed, like income or platform usage [9, 12, 23, 37].

*Alphabetical order.

Motivated by the need to assess *both* heterogeneity *and* distributional impact, in this paper we study flexible, agnostic, and robust machine learning tools to estimate *conditional* DTE (CDTE) functions. Recent advances in causal machine learning have offered new methods for assessing effect heterogeneity by learning conditional *average* treatment effects (CATEs) [5, 33, 38, 43, 48, 63]. In particular, these have highlighted the importance of learning CATEs *directly*, rather than differencing estimates of the conditional-average outcomes by treatment arm. One issue is that doing so washes out the effect signal (not robust): *e.g.*, many variables strongly predict baselines but few modulate effect. Another issue is that it fails to give best-in-class predictions (not agnostic): *e.g.*, differencing the best linear predictions of outcome by arm does not yield the best linear prediction of effect.

We tackle the same questions for CDTEs. We consider CDTEs for a very rich class of distributional metrics that includes quantiles, super-quantiles, and other coherent risk measures. Given any distributional metric in our class, we construct a pseudo-outcome that combines an initial guess for the CDTE along with a debiasing term. Our algorithm is then to regress this pseudo-outcome on covariates, using any given blackbox learner. For the case of CATE, this recovers the DR-Learner [38]. We show that this procedure is robust in the sense that the blackbox regression mimics having used the pseudo-outcome with the *true* CDTE as the “initial guess,” thus removing any bias or noise from fitting baselines. We further show this is agnostic in the sense that, if the blackbox is not a universal approximator, we still get the best approximation to the CDTE function offered by the blackbox. Finally, we show that this allows for valid statistical inference on the best linear projection of CDTE, enabling interpretable analyses of distributional effect heterogeneity. We demonstrate all of these benefits in a simulation study as well as a case study with real data.

2 Problem Set Up

We consider either an experimental or observational data set with two treatments, denoted 0 and 1. Each unit in the dataset is a draw from a population of baseline covariates $X \in \mathcal{X}$, treatment indicator $A \in \{0, 1\}$, and observed outcome $Y \in \mathbb{R}$. The dataset consists of n such independent draws, $Z_i = (X_i, A_i, Y_i) \sim Z = (X, A, Y)$, $i = 1, \dots, n$. Define the propensity score as $e^*(X) = \mathbb{P}(A = 1 \mid X)$. We assume throughout that $e^*(X) \in (0, 1)$ almost surely, known as overlap.

Each unit is additionally associated with two unobserved potential outcomes, $Y^*(0), Y^*(1) \in \mathbb{R}$, representing the potential outcome we would observe if (possibly counter to fact) each treatment were applied. We assume we observe the potential outcome corresponding to the treatment indicator, $Y = Y^*(T)$, which also encapsulates an assumption of no interference between unit treatments. We assume unconfoundedness throughout: $Y^*(a) \perp\!\!\!\perp A \mid X$. For experimental data this is ensured by design by random assignment (often with covariate-agnostic assignment, $A \perp\!\!\!\perp X$). For observational data this is an assumption that all potential sources of confounding are captured in X . For our purposes, the only difference between the two cases is whether the propensity score $e^*(X)$ is known.

We are interested in the differences between the conditional distributions of $Y^*(1)$ and $Y^*(0)$, given X . In the next section we describe specific metrics of interest for these differences.

Notation. Given a distribution F we define $\mathbb{E}_F[f(Z)] = \int f(z)dF(z)$. We let \mathbb{P}_n denote the empirical expectation $\mathbb{P}_n f(Z) = \frac{1}{n} \sum_{i=1}^n f(Z_i)$. For any parameter f , we reserve f^* to represent its true value and \hat{f} a value learned from the data. We let $\|f\| := \mathbb{E}[f(z)^2]^{1/2}$ be

the L_2 norm. We use D to denote directional derivatives: $D_h F(h)|_{h=h'} = \frac{\partial}{\partial a} F(h' + a)|_{a=0}$, whenever this exists. If h is a vector of functions, $D_h F(h) = (D_{h_1} F(h), \dots, D_{h_k} F(h))$ and $D_{h_i} F(h)|_{h=h'} = \frac{\partial}{\partial a} F((h'_1, \dots, h'_i + a, \dots, h'_k))|_{a=0}$. We let $\text{conv}(\mathcal{S})$ denote the convex hull of \mathcal{S} . For two numbers a, b , we take $a \lesssim b$ to mean $a \leq Cb$ for some universal constant C and $a \asymp b$ to mean $cb \leq a \leq Cb$ for some constants c and C . Finally, we let $\overline{1, n}$ denote the set of integers $\{1, \dots, n\}$.

3 Conditional Distributional Treatment Effects

Generically, CDTEs are functions mapping x to a difference in some statistic of the conditional distributions of $Y^*(1)$ and $Y^*(0)$, given $X = x$. *E.g.*, the mean statistic yields CATE. In this paper, we will handle a very wide range of CDTEs given by statistics defined by *moment equations* [2, 13].

Definition 1 (Moment Statistics). Given $\rho : \mathbb{R}^{m+2} \rightarrow \mathbb{R}^{m+1}$, we define a statistic of a distribution F on \mathbb{R} as $\kappa^*(F)$ for $(\kappa^*(F), h^*(F)) \in \mathbb{R} \times \mathbb{R}^m$ any solution (if exists) to the moment equation

$$\mathbb{E}_F[\rho(Y, \kappa, h)] = 0. \quad (1)$$

Definition 2 (CDTEs). Let $F_{Y(1)|X}$ and $F_{Y(0)|X}$ denote the conditional distributions of $Y(1)$ and $Y(0)$, given X , respectively. Fix a statistic $\kappa^*(F)$ given by Definition 1. The corresponding CDTE is

$$\text{CDTE}(X) = \kappa^*(F_{Y(1)|X}) - \kappa^*(F_{Y(0)|X}).$$

For brevity, we will define the following functions (scalar-valued and \mathbb{R}^m -valued, respectively)

$$\kappa_a^*(X) = \kappa^*(F_{Y(a)|X}), \quad h_a^*(X) = h^*(F_{Y(a)|X}), \quad a = 0, 1.$$

We also assume these functions exist, that is, that at least one solution to Eq. (1) exists for $F_{Y(a)|X}$ (see Remark 2 regarding multiplicity). In the examples below, we give specific names for κ or h (*e.g.*, $q(F; \tau)$ for the τ -quantile of F), in which case we use analogous abbreviations (*e.g.*, $q_a(X; \tau)$).

Note that under unconfoundedness and overlap, $F_{Y(a)|X}$ is the same as $F_{Y|X, A=a}$, the conditional distribution of Y given X and $A = a$. Therefore, κ_a^* , h_a^* , and the CDTE are all identifiable from the data. That is, despite being defined in terms of potential outcomes, the CDTE depends only on the distribution of observed data (X, A, Y) and not on that of the unobserved data $(X, Y^*(0), Y^*(1))$, under our assumptions. The question we address in this paper is *how* to learn CDTEs from data.

We next review some important examples of CDTEs that fit into our framework. First note that CATE fits into this setup by setting $\rho(y, \kappa) = y - \kappa$ with $m = 0$ in Eq. (1) (no h 's). The power of our framework is that it captures many CDTEs of interest beyond averages.

3.1 Example 1: Conditional Quantile Treatment Effects

Our first example is the **conditional quantile treatment effect** (CQTE). Given $\tau \in (0, 1)$, the quantile at level τ of the distribution F is defined as $q(F; \tau) = \inf\{y : F(y) \geq \tau\}$

(identifying F with its cumulative distribution function). Whenever F has a positive derivative at $q(F; \tau)$, it is given by Definition 1 with $m = 0$ (no h 's) and

$$\rho(y, q) = \tau - \mathbb{I}[y \leq q].$$

The corresponding CDTE is called the CQTE at level τ .

Non-conditional QTEs are an important tool for quantifying the effects of treatments throughout the outcome distribution [9, 23, 37]. This is especially important when we suspect that the outcome distribution might be skewed or heavy-tailed (*e.g.*, income). CQTEs offer an opportunity to assess such effects at the individual level. In particular, the CQTE can capture the potential increase in an individual's chance to have very poor outcomes due to treatment, even if the average effects are good or neutral. That is, if $A = 1$ denotes an intervention, then CQTEs answer the prediction question, given an individual covariates, how would intervening affect the 10%-worst possible outcomes.

A related quantity is the difference between the τ and $1 - \tau$ conditional quantiles across treatments: $\omega(X; \tau) = q(F_{Y(1)|X}; \tau) - q(F_{Y(0)|X}; 1 - \tau)$. This is interesting because it can bound the (unobservable) individual treatment effect:

$$\mathbb{P}(\omega(X; \tau) \leq Y(1) - Y(0) \leq \omega(X; 1 - \tau) \mid X) \geq 1 - 4\tau.$$

For the sake of brevity and uniform treatment we focus on CDTEs (*i.e.*, using the same statistic for both potential outcome distributions), but our results readily extend to quantities like this as well.

3.2 Example 2: Conditional Super-Quantile Treatment Effects

Our second example is the **conditional super-quantile treatment effect** (CSQTE). Given $\tau \in (0, 1)$, the super-quantile (also known as conditional value at risk or tail expectation) at level τ of a distribution F is defined as

$$\mu(F; \tau) = \inf_{\beta} \beta + \frac{1}{1-\tau} \int_{\beta}^{\infty} (1 - F(y)) dy = \inf_{\beta} \mathbb{E}_F[\beta + (1 - \tau)^{-1} \max\{y - \beta, 0\}]. \quad (2)$$

The corresponding CDTE is called the CSQTE at level τ .

Note that a β realizing the above infimization is the quantile at level τ , $q(F; \tau)$. Therefore, given positive density at the quantile, the super-quantile is given by Definition 1 by setting $m = 1$ and

$$\rho(y, \mu, q) = ((1 - \tau)^{-1} y \mathbb{I}[y \geq q] - \mu, \tau - \mathbb{I}[y \leq q]). \quad (3)$$

The super-quantile $\mu(F; \tau)$ is the largest-possible subpopulation average among all subpopulations comprising a $1 - \tau$ fraction of the population of values described by F . When $F(q(F; \tau)) = \tau$, this can be phrased as the average of values above the τ quantile. If we are interested in the left tail (average below a quantile), we can simply consider the the negative CSQTE in the negative outcomes. Unlike the quantile, the super-quantile is a coherent risk measure [3].

In particular, while the CQTE captures the impact on the outcomes at a single probability level, they can fail to provide a full picture of the risk profile as they are indifferent to anything beyond the threshold of the quantile. In contrast, the CSQTE captures effects beyond quantile breakpoint and quantifies the impact on the *average*, say, 10%-worst (or, best) outcomes. Crucially, since super-quantiles are a coherent risk measure, making individual decisions based on CSQTEs (*e.g.*, intervene when the CSQTE is positive) is rational with respect to the coherent-risk axioms.

3.3 Example 3: Conditional f -Risk Treatment Effects

Our third example is a whole class of coherent risk measures. Coherent risk measures quantify how bad/good a random loss/reward is while satisfying certain axioms (monotonicity, sub-additivity, homogeneity, and translational invariance). A key result is that coherent risk measures are equivalent to distributionally robust optimization [57]. In this section, we focus on the **conditional f -risk treatment effect (CfRTE)**, a family of coherent risk measures generated by f -divergences.

Given a convex $f : \mathbb{R} \rightarrow \mathbb{R}$ with $f(1) = 0$, we define the conditional f -risk at level $\delta \geq 0$ as:

$$R^f(F; \delta) = \sup_{G \ll F, D^f(G||F) \leq \delta} \mathbb{E}_G[Y], \quad \text{where } D^f(G||F) = \mathbb{E}_F[f(dG/dF)].$$

For example, the f -divergence for $f(t) = t \log t$ is the Kullback–Leibler divergence, and the f -risk is known as entropic value at risk which upper bounds the super-quantile at level $1 - e^{-\delta}$ [1]. The f -risk admits a dual formulation given by the following convex optimization problem [56]:

$$R^f(F; \delta) = \inf_{\beta \geq 0, \lambda \in \mathbb{R}} \mathbb{E}_F[m(Y, \beta, \lambda; \delta)], \quad m(y, \beta, \lambda; \delta) = \delta\beta + \lambda + \beta f^*(\beta^{-1}(y - \lambda)),$$

where $f^*(x^*) = \sup_{x \in \mathbb{R}} xx^* - f(x)$ is the convex conjugate of f .

Therefore, under appropriate regularity, $R^f(F; \delta)$ is given by Definition 1 with

$$\rho(y, R, \beta, \lambda) = (m(y, \beta, \lambda; \delta) - R, \frac{\partial}{\partial \beta} m(Z, \beta, \lambda; \delta), \frac{\partial}{\partial \lambda} m(Z, \beta, \lambda; \delta)).$$

The corresponding CDTE is called the CfRTE at level δ . Frequently employed in actuarial science and finance, coherent risk measures are a fundamental tool for assessing risk. CfRTE can therefore be used to perform risk-benefit analyses on the treatment effect profiles of affected groups.

4 Related Literature

Learning CATEs CATE estimation is a central problem in causal learning and finds uses both in diagnosing results and decision support for personalization. Going beyond fully-parametric models, early advances relied on semiparametric models that imposed structure mostly on CATE [54, 61, 62]. Recently there has been a surge of interest in leveraging machine learning for CATE estimation. These flexible methods either employ specific machine learning models such as Bayesian regression trees [27, 29], random forests (RFs) [50, 63], neural networks [4, 35, 58], or allow for arbitrary blackbox meta-learners [43, 48] by leveraging efficient influence functions [20, 38, 55] and Neyman orthogonality [17, 24]. Our work is closest to that using efficient influence functions and blackbox meta-learners, and we add to this literature by considering distributional statistics beyond averages.

Double machine learning and orthogonal statistical learning Another vein of related literature is learning with nuisances. Both our work and the above methods based on regressing efficient influence functions may be phrased within the wider framework of orthogonal statistical learning [24], which extends double machine learning (DML) [17] from estimation to minimizing loss functions involving unknown nuisances subject to some Neyman orthogonality [47]. Neyman orthogonal losses arise naturally from efficient influence functions [32], a fact that has been leveraged by [6, 20, 24, 38] to tackle both CATE and policy learning with rates that adapt to the complexity of the learning rather than of the

nuisances, but these largely focus on averages. Our work continues in this line, deriving new Neyman orthogonal losses for learning a very wide range of CDTEs.

Distributional treatment effects The literature on DTEs can be split into two categories: (i) estimating cumulative distribution functions of potential outcomes and (ii) directly estimating distributional parameters of interest. In the first category, the main approach is to model conditional counterfactual distributions using distribution regression [16, 18] or fully flexible approaches such as neural networks [25, 66] and mean kernel embeddings [51]. Since these methods rely on plug-in estimation, they can be slow and biased when concerned with a particular DTE. The second category focuses on estimating a particular DTE. Existing orthogonal/efficient methods focus on unconditional DTEs [9, 23, 37]. Existing methods that tackle CDTEs rely on plug-in estimation [51] or parametric methods [30]. Our work bridges the gap by proposing robust, agnostic, and flexible CDTE learning.

5 Pseudo-outcome Regression for CDTEs

In this section, we propose an algorithm for learning CDTEs from data. As a first step, consider the following naive, but straightforward estimation procedure:

$$\text{CDTE}^{\text{PlugIn}}(X) = \widehat{\kappa}_1(X) - \widehat{\kappa}_0(X). \quad (4)$$

where $\widehat{\kappa}_a(\cdot)$ are estimates for $\kappa_a(\cdot)$ (see Section 5.2 regarding how these may be constructed). This estimator is known as a “plug-in” estimator or, in the context of CATE learning, a “T-learner” [43]. Unfortunately, this approach has several drawbacks. One concern is that the treatment effect signal can be easily washed out by noise in the baseline predictors. In particular, while many variables may strongly predict baseline response, only a few strongly modulate effect. The effect function may often be simpler, sparser, and/or smoother than each baseline function. Therefore, the plug-in estimator can suffer from excessive bias inherent in fitting baseline estimators in high-dimensions or using flexible models. If, on the other hand, we seek to use a simple model such as a linear fit, we will find that differencing the best linear predictors of baseline outcomes does not yield the best linear predictor of effect. For these reasons, it is imperative to learn CDTEs in a direct, model-agnostic, and robust way.

To address the short-comings of the plug-in estimator, we consider the plug-in prediction on each data point $\text{CDTE}^{\text{PlugIn}}(X_i)$, debias it using the observed action and outcome A_i, Y_i , and finally regress the debiased prediction on X again. Our first task is to propose an appropriate debiased pseudo-outcome for CDTE learning.

Definition 3 (CDTE Pseudo-Outcome). Fix a statistic in Definition 1. Let $\nu_a^* = (\kappa_a^*, h_a^*)$ and

$$\alpha_a^*(X) = (J_a^*(X))_1^{-1}, \quad \text{where } J_a^*(X) = D_{\nu_a} \{\mathbb{E}[\rho(Y, \nu_a) \mid X, A = a]\}_{\nu_a = \nu_a^*},$$

provided that $(J_a^*(X))_1^{-1}$ exists. Here, $(J_a^*(X))_1^{-1}$ denotes the first row of the inverse Jacobian.

Given some e, α, ν serving as stand-ins for e^*, α^*, ν^* , we define the CDTE pseudo-outcome by

$$\psi(Z, e, \alpha, \nu) = \kappa_1(X) - \kappa_0(X) - \frac{A - e(X)}{e(X)(1 - e(X))} \alpha_A(X)^T \rho(Y, \nu_A(X)). \quad (5)$$

Algorithm 1 CDTE Learner

Input: Data $\{(X_i, A_i, Y_i) : i \in \overline{1, n}\}$, folds $K \geq 2$, nuisance estimators, regression learner

- 1: **for** $k \in \overline{1, K}$ **do**
- 2: Use data $\{(X_i, A_i, Y_i) : i \neq k - 1 \pmod{K}\}$ to construct nuisance estimates $\hat{e}^{(k)}, \hat{\alpha}^{(k)}, \hat{\nu}^{(k)}$
- 3: **for** $i = k - 1 \pmod{K}$ **do** set $\hat{\psi}_i = \psi(Z_i, \hat{e}^{(k)}, \hat{\alpha}^{(k)}, \hat{\nu}^{(k)})$ **end for**
- 4: **end for**
- 5: **return** $\widehat{\text{CDTE}}(x) = \widehat{\mathbb{E}}_n[\hat{\psi} \mid X = x]$

We refer to e^*, α^*, ν^* as *nuisance functions*, as they are unknown functions needed to construct our pseudo-outcome. One initial motivation for Eq. (5) is that, by iterated expectations, we have $\mathbb{E}[\psi(Z, e^*, \alpha^*, \nu^*) \mid X] = \text{CDTE}(X)$. That is, if we had plugged in the true nuisances, then the regression of our pseudo-outcome on X yields exactly what we want. This is, however, not so surprising because if we plug in $\nu = \nu^*$ the last term in Eq. (5) just has zero conditional expectation, given X , so we are left with $\kappa_1^*(X) - \kappa_0^*(X)$. The reason why Eq. (5) is special is that, as we will show, if we make small errors in the nuisances, the impact on the conditional expectation of our pseudo-outcome is even smaller, leading to robustness guarantees. This is in contrast to the plug-in approach, where errors in $\hat{\kappa}_a(X)$ propagate directly to $\text{CDTE}^{\text{Plug-in}}$, which is just their difference.

The origin of Eq. (5) is that $\psi(Z, e^*, \alpha^*, \nu^*)$ is in fact the efficient influence function for the estimand $\mathbb{E}[\text{CDTE}(X)]$ (for a review of influence functions see [32, 39]). In particular, if our statistic is simply the mean ($\rho(y, \kappa) = y - \kappa$) then $\psi(Z, e^*, \alpha^*, \nu^*)$ reduces to the familiar doubly-robust influence function, $\mathbb{E}[Y \mid X, A = 1] - \mathbb{E}[Y \mid X, A = 0] - \frac{A - e^*(X)}{e^*(X)(1 - e^*(X))}(Y - \mathbb{E}[Y \mid X, A])$, regressing which on X to learn CATE was studied by [38]. As we never use the fact that $\psi(Z, e^*, \alpha^*, \nu^*)$ is the efficient influence function, we do not prove this or derive the necessary regularity conditions for this to hold precisely. Instead, we simply use a perturbation argument to essentially guess the form of Eq. (5), given which we directly prove our robustness and inference guarantees.

5.1 The CDTE Learning Algorithm

We now describe our algorithm, which is summarized in Algorithm 1. We first split the data into K even folds. We then construct a pseudo-outcome for each data point by plugging in estimates of the nuisances into Eq. (5), where the estimates are fit on data excluding the fold where the data point lies. This ensures that the data point and the nuisance estimates are independent without splitting the data into two and instead only using parts of it for each task. Finally, we regress the pseudo-outcome on X using a given regressor. We use $\widehat{\mathbb{E}}_n[W \mid X = x]$ to denote the function learned by the given regression method when regressing W on X given n data points (X_i, W_i) , $i \in \overline{1, n}$. This notation affords us significant generality. For example, the regression method may be to minimize the sum of squared errors over some function class (*e.g.*, linear or neural nets) or it may be given by local polynomial regression or RFs.

5.2 Nuisance Estimation

Algorithm 1 requires nuisance estimators as inputs. Exactly how these nuisances are estimated may depend on the particular scenario. Let us first discuss the propensity $e^*(x)$. If it is

known, as in experimental settings, we may simply set it as our estimate. Otherwise, we can estimate it using probabilistic classification (*e.g.*, logistic regression or neural nets with softmax output).

Next, we discuss $\nu_a^*(x)$. Most generally, since it is defined by solving the conditional moment restriction $\mathbb{E}[\rho(Y, \nu_a^*(X)) \mid X] = 0$, this nuisance may be learned by employing methods made for solving such models [2, 7, 10, 11, 14, 21, 41]. However, in some specific examples, more direct methods may be applicable. For both CQTE and CSQTE, $\nu_a^*(x)$ includes a conditional quantile function, which can be learned using any quantile regression method, whether minimizing the check loss [42] or using forests [45]. For CSQTE, we additionally need to fit the conditional super-quantile. Per Eq. (3), that nuisance is given by the regression $\mathbb{E}[(1 - \tau)^{-1}Y\mathbb{I}[Y \geq q_a(X; \tau)] \mid X, A = a]$. Therefore, one possibility is to split the training data (being all data excluding the k^{th} fold) into two halves, fit a conditional quantile estimate $\hat{q}_a^{(k)}(x; \tau)$ on one, set $\omega_i = (1 - \tau)^{-1}Y_i\mathbb{I}[Y_i \geq \hat{q}_a^{(k)}(X_i; \tau)]$ on the other, and return $\hat{\mu}_a^{(k)}(x; \tau) = \widehat{\mathbb{E}}_{(1-1/k)n/2}[\omega \mid X = x, A = a]$. In particular, a given X -regression method can simply be applied once to $A = 0$ and once to $A = 1$. Appendix A of [22] provides guarantees for this procedure when the regression learner minimizes squared error over a class with bracketing entropy. [49] provides guarantees when using local linear regression.

Lastly, we discuss $\alpha_a^*(x)$. In some cases, it is a known function that need not be estimated. For CfrTE, it is equal to $(-1, 0, 0)$. In other cases, it is given directly by other nuisances. For CSQTE, it is equal to $(-1, (1 - \tau)^{-1}q_a^*(x; \tau))$ so we can simply re-use the estimate we constructed for ν_a^* . In yet other cases, it is another nuisance that must be estimated. For CQTE, it is equal to $1/F'_{Y \mid X=x, A=a}(q_a^*(x; \tau))$, the reciprocal of the density of $Y \mid X = x, A = a$ at the conditional quantile. One way to fit this suggested by [44] is to split the training data into two halves, fit a conditional quantile estimate $\hat{q}_a^{(k)}(x; \tau)$ on one, set $\omega_i = K((Y_i - q_a^{(k)}(X_i; \tau))/b_n)/b_n$ on the other, where $K(u)$ is a kernel function such as the standard normal density, and return $\hat{\alpha}_a^{(k)}(x) = \widehat{\mathbb{E}}_{(1-1/k)n/2}[\omega \mid X = x, A = a]$.

6 Guarantees for Learning

In this section, we study the finite sample error rates for Algorithm 1 with arbitrary first- and second-stage estimators. For this and the next section, let us fix some CDTE with pseudo-outcome as in Definition 3 and estimation procedures input to Algorithm 1. We will require two assumptions.

- Assumption 1** (Boundedness). There exist $c_1 > 0, c_2 \geq 0, c_3 \geq 0, c_4 > 0$ and $G, H \in \{0, 1\}^{(m+1) \times (m+1)}$ such that, with probability 1, $\forall i, j, l \in \overline{1, m+1}, \bar{\nu}_a \in \text{conv}\{(\nu_a^*, \hat{\nu}_a^{(k)})\}$,
- $e^*(X), \hat{e}^{(k)}(X) \in [c_1, 1 - c_1]$
 - $|D_{\nu_{a,j}}\mathbb{E}[\rho_i(Y, \nu_a) \mid X, A = a]|_{\nu_a = \bar{\nu}_a} \leq c_2 G_{ij}$
 - $|D_{\nu_{a,l}}D_{\nu_{a,j}}\mathbb{E}[\rho_i(Y, \nu_a) \mid X = x, A = a]|_{\nu_a = \bar{\nu}_a} \leq c_3 H_{jl}$
 - $\det(D_{\nu_a}\{\mathbb{E}[\rho(Y, \nu_a) \mid X = x, A = a]\})_{\nu_a = \bar{\nu}_a} > c_4$ (which also ensures $|\alpha_{a,i}(x, \bar{\nu}_a)|$ is bounded)

The first condition in Assumption 1 ensures that both treatments and controls can be observed for any X with some fixed probability. This is guaranteed in a randomized trial if $e(X)$ is a constant and otherwise is a standard assumption in observational studies. The

other conditions are on the smoothness of the conditional moments with respect to the nuisances.

Assumption 2 (Coherent Blackbox). Assume the regression method $\widehat{\mathbb{E}}_n[\cdot | X = x]$ satisfies:

- $\widehat{\mathbb{E}}_n[Y | X = x] + c = \widehat{\mathbb{E}}_n[Y + c | X = x]$
- If $\mathbb{E}[Y | X = x] = \mathbb{E}[W | X = x]$, then $\|\widehat{\mathbb{E}}_n[W | X] - \mathbb{E}[W | X]\| \asymp \|\widehat{\mathbb{E}}_n[Y | X] - \mathbb{E}[Y | X]\|$

Assumption 2 is a stability condition that was recently proposed and leveraged in [38].

Theorem 1 (L_2 rates for CDTE estimation). *Suppose Assumptions 1 and 2 hold. Let $\widetilde{\text{CDTE}}(x) = \widehat{E}_n[\psi(Z, e^*, \alpha^*, \nu^*) | X = x]$ be the regression of the oracle pseudo-outcome with true nuisances using the last stage regression of Algorithm 1. Then Algorithm 1 attains the following L_2 error:*

$$\begin{aligned} \|\widetilde{\text{CDTE}} - \text{CDTE}\| &\lesssim \|\widetilde{\text{CDTE}} - \text{CDTE}\| + \sum_{k=1}^K \sum_{a=0}^1 (\|\widehat{\kappa}_a^{(k)} - \kappa_a^*\| \|\widehat{e}^{(k)} - e^*\| & (6) \\ &+ \sum_{i=1}^{m+1} \sum_{j=1}^{m+1} G_{ij} \|\widehat{\alpha}_{a,i}^{(k)} - \alpha_{a,i}^*\| \|\widehat{\nu}_{a,j}^{(k)} - \nu_{a,j}^*\| \\ &+ \sum_{i=1}^{m+1} \sum_{j=1}^{m+1} H_{ij} \|\widehat{\nu}_{a,i}^{(k)} - \nu_{a,i}^*\| \|\widehat{\nu}_{a,j}^{(k)} - \nu_{a,j}^*\| \end{aligned}$$

Theorem 1 provides a guarantee for CDTE estimation that is agnostic to the methods used for final-stage and nuisance estimation, it simply depends on their corresponding guarantees. If we have finite-sample guarantees for their errors, we get a final-sample guarantee for Algorithm 1. If we have asymptotic convergence-rate guarantees for their errors, we get an asymptotic convergence-rate guarantee for Algorithm 1. Crucially, the dependence on nuisance-estimation errors is *quadratic*. This means, the term $\|\widetilde{\text{CDTE}} - \text{CDTE}\|$ will generally dominate. For example, if $\|\widetilde{\text{CDTE}} - \text{CDTE}\| = O_p(n^{-1/2})$ and nuisances are estimated at the much slower rates of $o_p(n^{-1/4})$, their errors will constitute negligible terms in Theorem 1. The special structure Eq. (6) even permits some trade-off between the rates of different nuisances. In Appendix B, we give the exact pseudo-outcome for each of the examples in Section 1 and instantiate Theorem 1 to exactly characterize such trade-offs.

The significance of having $\|\widetilde{\text{CDTE}} - \text{CDTE}\|$ behave as $\|\widetilde{\text{CDTE}} - \text{CDTE}\|$ means that Algorithm 1 behaves almost like regressing an unbiased observation of CDTE on X . First, this means we can learn CDTE at rates that match its complexity. For example, if CDTE is s -smooth and X lives on a d -dimensional manifold, we would get a rate of $n^{-s/(2s+d)}$ [26, 60]. More generally, we can essentially borrow any regression convergence result and apply it, such as for neural nets [31, 65] or kernel methods [46, 64]. Second, this means we can directly approximate CDTE and get model-agnostic best-in-class guarantees. For example, if we use linear regression, we would get the *best* linear approximation for CDTE at a rate of $n^{-1/2}$. This is especially important if we seek an interpretable model. In the next section, we show this also enables *inference*.

Remark 1. As shown in Appendix B, in many examples, the rate in Theorem 1 will contain only a few of the cross terms on the right-hand side, either because G, H entries are 0 or $\widehat{\alpha}(x, \widehat{\nu}) = \alpha^*(x, \widehat{\nu})$.

Remark 2. We never explicitly assume that the conditional moment restrictions identify $\nu_a^*(x)$ uniquely, only that they exist. While uniqueness is not necessary, the right-hand side of Eq. (6) will not vanish unless $\widehat{\nu}_a^{(k)}(x)$ converges to a *single, non-random* limit point $\nu_a^*(x)$. This is certainly possible even under solution multiplicity, for example by regularization [34]. At the same time, usually $\nu_a^*(x)$ will be unique under very mild assumptions such as having continuous distributions.

7 Guarantees for Inference

We next study how Algorithm 1 can be used for inference on the best linear projection of CDTE:

$$\beta^* \in \operatorname{argmin}_{\beta \in \mathbb{R}^p} \|\text{CDTE} - \beta^\top \phi(\cdot)\|,$$

for a given $\phi : \mathcal{X} \rightarrow \mathbb{R}^p$. In particular, ϕ may be subset just some of the features. Linear projections offer an interpretable view into distributional-effect heterogeneity. In the previous section, we showed Algorithm 1 can perform well at learning linear projections. Next, we show that we can further conduct inference on the coefficients, which can facilitate interpretation and credible conclusions.

Theorem 2 (Asymptotic Normality of Linear Projections). *Suppose Assumptions 1 and 2 hold. Let $\hat{\beta}$ be the coefficient vector returned by Algorithm 1 when using ordinary least squares (OLS) on $\phi(X)$ as the regression blackbox for the final stage. Furthermore, assume:*

1. $\|\hat{e}^{(k)} - e^*\| = o_p(1)$, $\|\hat{\kappa}_a^{(k)} - \kappa_a^*\| \|\hat{e}^{(k)} - e^*\| = o_p(n^{-1/2})$, $\|\hat{\alpha}_{a,i}^{(k)} - \alpha_{a,i}^*\| = o_p(n^{-1/4})$,
 $\|\hat{\nu}_{a,i}^{(k)} - \nu_{a,i}^*\| = o_p(n^{-1/4})$, $\forall i \in \overline{1, m+1}$, $k \in \overline{1, K}$.

2. *There exists $c_5 \geq 0$ such that $|\rho_i(Y, \nu)| \leq c_5$ for $\nu = \nu^*$, $\hat{\nu}^{(k)} \forall i \in \overline{1, m+1}$, $k \in \overline{1, K}$*

Then, $\hat{\beta}$ satisfies

$$\sqrt{n}(\hat{\beta} - \beta^*) \rightsquigarrow \mathcal{N}(0, \Sigma^*), \tag{7}$$

where Σ^* is the asymptotic covariance matrix for the linear regression of $\psi(Z, e^*, \alpha^*, \nu^*)$ on $\phi(X)$.

Theorem 2 implies that we can just use out-of-the-box OLS as the final stage regression Algorithm 1 and simply use the built-in OLS inference and it would remain valid, provided nuisances are estimated slowly but not too slowly. In particular, we should generally use robust (aka sandwich or Huber–White) standard errors, as we do not expect the projection to have homoskedastic errors.

Remark 3. In most examples, the additional requirement of ρ being bounded amounts to requiring Y to be bounded. Similar boundedness assumptions are often made in debiased machine learning for ATE and CATE asymptotic normality results in order to ensure control on remainder terms.

8 Empirical Results

To demonstrate our method and results, we apply Algorithm 1 for learning CSQTEs (Section 3.2). We first benchmark its performance in simulated data and then illustrate its use in a study of 401(k) eligibility’s effect on wealth. Replication code is available at <https://github.com/CausalML/CDTE>.

8.1 Simulation Study

We sample data from the following data generating process (DGP):

$$X \sim \text{Unif}([0, 1]^{10}), \quad A \sim \text{Bernoulli}(\sigma(6X_0 - 3)), \quad Y \mid X, A \sim \text{Lognormal}(X_0 + AX_1, 0.2),$$

where σ is the logistic sigmoid. The coefficients in the expression for A are chosen such that the true propensity lies in the range $[0.05, 0.95]$. We seek to measure CSQTE at level

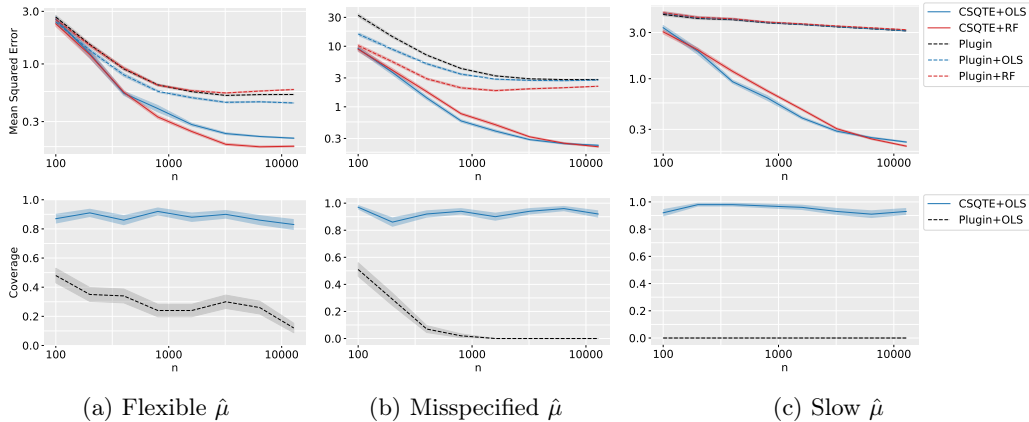


Figure 1: Mean squared error (MSE) and confidence interval coverage for different CSQTE learners. Shaded regions depict plus/minus one standard error over 100 simulations.

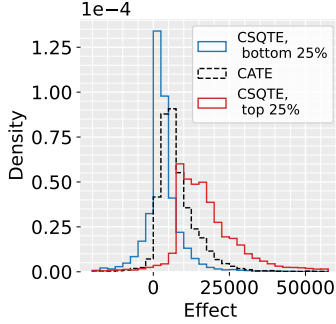
$\tau = 0.75$, *i.e.*, the conditional average of values above the 0.75 conditional quantile. For this DGP, the true CSQTE at $\tau = 0.75$ is given by $\mu_1(X, \tau) - \mu_0(X, \tau) = 1.29(e^{X_0+X_1} - e^{X_0})$, which is heterogeneous in X .

We estimate $e(X)$ using logistic regression and $q_a(X; \tau)$ using a quantile RF (QRF) [45]. We consider three options for estimating $\mu_a(X; \tau)$. First, we consider a *flexible* learner we term the superquantile RF (SQRF). SQRF uses a RF to calculate weights (like QRF) and then computes Eq. (2), replacing the expectation by the weighted average over the data. Second, we consider doing the same using a Gaussian kernel for calculating weights, choosing the bandwidth by Silverman’s rule [59]. We refer to this as the *slow* learner because it suffers badly from the curse of dimension. Third, we consider a *misspecified* learner, estimating $\mu_a(X; \tau)$ using ordinary least squares for the regression $\frac{1}{1-\tau}\mathbb{E}[Y\mathbb{I}[Y \geq \hat{q}_a(x; \tau)] \mid X = x]$ using the estimated quantile \hat{q}_a . For the final stage of Algorithm 1, we use either an ordinary least squares model (CSQTE+OLS) or a RF (CSQTE+RF). All forests use sklearn defaults except for min leaf size which is set to $n/20$ to control overfitting.

We compare the out-of-sample mean squared error (MSE) of the CSQTE estimator with that of the naive plug-in estimator from Eq. 4. To account for possible smoothing by the last stage regressor, we also construct Plugin+OLS and Plugin+RF given by running an additional OLS/RF model on the cross-fitted plug-in predictions. And, when the second stage algorithm is OLS, we check whether the 95%-confidence interval OLS returns for the X_0 coefficient contains the coefficient from the true projection. The results are shown in Fig. 1. We run 100 simulations for each $n = 100, 200, \dots, 12800$ and evaluate MSE over a fixed set of 500 random X values. Our CSQTE learner provides uniformly strong MSE performance, and the results show this is not just a result of the second-stage regression. For inference, we achieve good coverage whereas plug-in approaches yield little to no coverage.

8.2 Impact of 401(k) Eligibility on Financial Wealth

Next, we apply the CSQTE estimator to study the impact of 401(k) eligibility on net financial assets. We use the dataset from [15], which is based on the 1991 Survey of Income and Program Participation. The data contains 9,915 observations with 9 covariates such as age,



Coefficient	CSQTE	CATE	CSQTE
	Bottom 25%		Top 25%
Intercept	-0.021	-0.95	-2.07
(\$10,000)	(-1.06, 1.02)	(-2.42, 0.51)	(-7.04, 2.90)
Income	0.25**	0.21	-0.05
	(0.08, 0.43)	(-0.08, 0.50)	(-1.12, 1.01)
Age	105	232**	513
	(-75, 286)	(24, 441)	(-182, 1210)
Education	-801**	16	1340
	(-1440, -164)	(-1050, 1090)	(-2490, 5180)

Figure 2 & Table 1: Effect of 401(k) eligibility in dollars on the bottom 25%, top 25%, and average. The figure shows the distribution of CSQTEs and CATEs when using a random forest last stage. The table shows OLS inference on the projection of CSQTE and CATE on income, age, and education.

income, education, family size, marital status, IRA participation, *etc.* While the eligibility for 401(k) (the treatment A) is not assigned at random, [15, 53] argue that unconfoundedness can be assumed conditional on the observed covariates. The outcome of interest (Y) is the net financial assets of an individual, defined as the sum of 401(k) balance, bank accounts and interest-earning assets minus non-mortgage debt.

We apply the CSQTE estimator to understand effect heterogeneity beyond the conditional mean. Specifically, we estimate the average treatment effects on the bottom and top 25% of financial asset holders, conditional on covariates. We analyze the results alongside CATE estimates given by a DR-Learner [38] as implemented by [8]. For nuisance estimation, we use RF models throughout with hyperparameters as in [17]. The superquantile model is SQRf described above, the quantile model is QRF, the outcome learner for CATE is a RF regression and the propensity model is a RF classifier.

We consider two options for second-stage regressions. First, we consider using an RF model using all 9 covariates. We train the three estimators (CATE and upper/lower CSQTEs), and plot the distribution of predicted conditional effects on the 9,915 observations in Fig. 2. We observe that 401(k) eligibility has a much higher financial impact on the high end of the conditional net worth distributions as compared to those on the lower end. While the CATE distribution reassuringly lies in between the bottom 25% and top 25% distributions, it fails to capture this disparity in effects.

To understand the heterogeneity in CSQTEs and CATEs, we use an OLS projection in the final stage. We choose the top three features that the RF last stage picked up as most important (see Figure 3 in Appendix C): income, age and education. The resulting coefficients and 95% confidence intervals are depicted in Table 2. For the bottom 25%, income and education are the main (statistically significant) drivers of the average effects. The positive income coefficient suggests that 401(k) eligibility provides more gains to those who potentially have the funds to invest. Likewise, the negative education coefficient means that the effects are higher among less educated earners. We hypothesize that higher educated earners might have a more comprehensive financial education and would save and invest regardless of 401(k) eligibility, whereas 401(k) availability provides lower educated earners a default investment option. For the top 25% asset holders, higher age and education rather than income have the largest impact on 401(k) eligibility returns. This group also

displays more variability as none of the coefficients are statistically significant. The CATEs provide middle-of-the-road estimates that miss out on trends at the two ends of the spectrum. Thus, CSQTEs are a powerful tool for uncovering different behaviours across the conditional distribution that a simple average would obscure.

9 Concluding Remarks

In causal inference, it is important to understand both heterogeneity and distributional effects. We provided new tools to assess distributional effect heterogeneity by agnostic and robust learning of CDTEs in a generic framework that includes quantiles, super-quantiles, and f -risk measures. These tools can be used to analyze treatments as well as to support personalized decisions that take risk into account. We provide strong guarantees for both learning and inference, and demonstrate our methods in both synthetic and real data. We further discuss some limitations of our work in Appendix D.

References

- [1] A. Ahmadi-Javid. Entropic value-at-risk: A new coherent risk measure. *Journal of Optimization Theory and Applications*, 155(3):1105–1123, 2012.
- [2] C. Ai and X. Chen. Efficient estimation of models with conditional moment restrictions containing unknown functions. *Econometrica*, 71(6):1795–1843, 2003.
- [3] P. Artzner, F. Delbaen, J.-M. Eber, and D. Heath. Coherent measures of risk. *Mathematical finance*, 9(3):203–228, 1999.
- [4] O. Atan, J. Jordon, and M. Van der Schaar. Deep-treat: Learning optimal personalized treatments from observational data using neural networks. In *Proceedings of the AAAI Conference on Artificial Intelligence*, volume 32, 2018.
- [5] S. Athey and G. Imbens. Recursive partitioning for heterogeneous causal effects. *Proceedings of the National Academy of Sciences*, 113(27):7353–7360, 2016.
- [6] S. Athey and S. Wager. Policy learning with observational data. *Econometrica*, 89(1):133–161, 2021.
- [7] S. Athey, J. Tibshirani, and S. Wager. Generalized random forests. *The Annals of Statistics*, 47(2):1148–1178, 2019.
- [8] K. Battocchi, E. Dillon, M. Hei, G. Lewis, P. Oka, M. Oprescu, and V. Syrgkanis. EconML: A Python Package for ML-Based Heterogeneous Treatment Effects Estimation. <https://github.com/microsoft/EconML>, 2019. Version 0.13.
- [9] A. Belloni, V. Chernozhukov, I. Fernández-Val, and C. Hansen. Program evaluation and causal inference with high-dimensional data. *Econometrica*, 85(1):233–298, 2017.
- [10] A. Bennett and N. Kallus. The variational method of moments. *arXiv preprint arXiv:2012.09422*, 2020.

- [11] A. Bennett, N. Kallus, and T. Schnabel. Deep generalized method of moments for instrumental variable analysis. *Advances in neural information processing systems*, 32, 2019.
- [12] M. P. Bitler, J. B. Gelbach, and H. W. Hoynes. What mean impacts miss: Distributional effects of welfare reform experiments. *American Economic Review*, 96(4):988–1012, 2006.
- [13] G. Chamberlain. Efficiency bounds for semiparametric regression. *Econometrica: Journal of the Econometric Society*, pages 567–596, 1992.
- [14] X. Chen and D. Pouzo. Efficient estimation of semiparametric conditional moment models with possibly nonsmooth residuals. *Journal of Econometrics*, 152(1):46–60, 2009.
- [15] V. Chernozhukov and C. Hansen. The effects of 401 (k) participation on the wealth distribution: an instrumental quantile regression analysis. *Review of Economics and statistics*, 86(3):735–751, 2004.
- [16] V. Chernozhukov, I. Fernández-Val, and B. Melly. Inference on counterfactual distributions. *Econometrica*, 81(6):2205–2268, 2013.
- [17] V. Chernozhukov, D. Chetverikov, M. Demirer, E. Duflo, C. Hansen, W. Newey, and J. Robins. Double/debiased machine learning for treatment and structural parameters, 2018.
- [18] V. Chernozhukov, I. Fernandez-Val, and M. Weidner. Network and panel quantile effects via distribution regression. *Journal of Econometrics*, 2020.
- [19] R. K. Crump, V. J. Hotz, G. W. Imbens, and O. A. Mitnik. Nonparametric tests for treatment effect heterogeneity. *The Review of Economics and Statistics*, 90(3):389–405, 2008.
- [20] A. Curth, A. M. Alaa, and M. van der Schaar. Estimating structural target functions using machine learning and influence functions. *arXiv preprint arXiv:2008.06461*, 2020.
- [21] N. Dikkala, G. Lewis, L. Mackey, and V. Syrgkanis. Minimax estimation of conditional moment models. *Advances in Neural Information Processing Systems*, 33:12248–12262, 2020.
- [22] J. Dorn, K. Guo, and N. Kallus. Doubly-valid/doubly-sharp sensitivity analysis for causal inference with unmeasured confounding. *arXiv preprint arXiv:2112.11449*, 2021.
- [23] S. Firpo. Efficient semiparametric estimation of quantile treatment effects. *Econometrica*, 75(1):259–276, 2007.
- [24] D. J. Foster and V. Syrgkanis. Orthogonal statistical learning. *arXiv preprint arXiv:1901.09036*, 2019.
- [25] Q. Ge, X. Huang, S. Fang, S. Guo, Y. Liu, W. Lin, and M. Xiong. Conditional generative adversarial networks for individualized treatment effect estimation and treatment selection. *Frontiers in genetics*, page 1578, 2020.
- [26] L. Györfi, M. Kohler, A. Krzyzak, H. Walk, et al. *A distribution-free theory of nonparametric regression*, volume 1. Springer, 2002.

- [27] P. R. Hahn, J. S. Murray, and C. M. Carvalho. Bayesian regression tree models for causal inference: Regularization, confounding, and heterogeneous effects (with discussion). *Bayesian Analysis*, 15(3):965–1056, 2020.
- [28] J. J. Heckman, J. Smith, and N. Clements. Making the most out of programme evaluations and social experiments: Accounting for heterogeneity in programme impacts. *The Review of Economic Studies*, 64(4):487–535, 1997.
- [29] J. L. Hill. Bayesian nonparametric modeling for causal inference. *Journal of Computational and Graphical Statistics*, 20(1):217–240, 2011.
- [30] M. Hohberg, P. Pütz, and T. Kneib. Treatment effects beyond the mean using distributional regression: Methods and guidance. *PloS one*, 15(2):e0226514, 2020.
- [31] K. Hornik, M. Stinchcombe, and H. White. Multilayer feedforward networks are universal approximators. *Neural networks*, 2(5):359–366, 1989.
- [32] H. Ichimura and W. K. Newey. The influence function of semiparametric estimators. *Quantitative Economics*, 13(1):29–61, 2022.
- [33] K. Imai and M. Ratkovic. Estimating treatment effect heterogeneity in randomized program evaluation. *The Annals of Applied Statistics*, 7(1):443–470, 2013.
- [34] G. Imbens, N. Kallus, and X. Mao. Controlling for unmeasured confounding in panel data using minimal bridge functions: From two-way fixed effects to factor models. *arXiv preprint arXiv:2108.03849*, 2021.
- [35] F. Johansson, U. Shalit, and D. Sontag. Learning representations for counterfactual inference. In *International conference on machine learning*, pages 3020–3029. PMLR, 2016.
- [36] N. Kallus. Treatment effect risk: Bounds and inference. *arXiv preprint arXiv:2201.05893*, 2022.
- [37] N. Kallus, X. Mao, and M. Uehara. Localized debiased machine learning: Efficient inference on quantile treatment effects and beyond. *arXiv preprint arXiv:1912.12945*, 2019.
- [38] E. H. Kennedy. Optimal doubly robust estimation of heterogeneous causal effects. *arXiv preprint arXiv:2004.14497*, 2020.
- [39] E. H. Kennedy. Semiparametric doubly robust targeted double machine learning: a review. *arXiv preprint arXiv:2203.06469*, 2022.
- [40] D. M. Kent, P. M. Rothwell, J. P. Ioannidis, D. G. Altman, and R. A. Hayward. Assessing and reporting heterogeneity in treatment effects in clinical trials: a proposal. *Trials*, 11(1):1–11, 2010.
- [41] K. Khosravi, G. Lewis, and V. Syrkanis. Non-parametric inference adaptive to intrinsic dimension. *arXiv preprint arXiv:1901.03719*, 2019.
- [42] R. Koenker and G. Bassett Jr. Regression quantiles. *Econometrica: journal of the Econometric Society*, pages 33–50, 1978.

- [43] S. R. Künzel, J. S. Sekhon, P. J. Bickel, and B. Yu. Metalearners for estimating heterogeneous treatment effects using machine learning. *Proceedings of the national academy of sciences*, 116(10):4156–4165, 2019.
- [44] L. Leqi and E. H. Kennedy. Median optimal treatment regimes. *arXiv preprint arXiv:2103.01802*, 2021.
- [45] N. Meinshausen and G. Ridgeway. Quantile regression forests. *Journal of Machine Learning Research*, 7(6), 2006.
- [46] C. A. Micchelli, Y. Xu, and H. Zhang. Universal kernels. *Journal of Machine Learning Research*, 7(12), 2006.
- [47] J. Neyman. Optimal asymptotic tests of composite hypotheses. *Probability and statistics*, pages 213–234, 1959.
- [48] X. Nie and S. Wager. Quasi-oracle estimation of heterogeneous treatment effects. *Biometrika*, 108(2):299–319, 2021.
- [49] T. Olma. Nonparametric estimation of truncated conditional expectation functions. *arXiv preprint arXiv:2109.06150*, 2021.
- [50] M. Oprescu, V. Syrgkanis, and Z. S. Wu. Orthogonal random forest for causal inference. In *International Conference on Machine Learning*, pages 4932–4941. PMLR, 2019.
- [51] J. Park, U. Shalit, B. Schölkopf, and K. Muandet. Conditional distributional treatment effect with kernel conditional mean embeddings and u-statistic regression. In *International Conference on Machine Learning*, pages 8401–8412. PMLR, 2021.
- [52] S. Passi and S. Barocas. Problem formulation and fairness. In *Proceedings of the Conference on Fairness, Accountability, and Transparency*, pages 39–48, 2019.
- [53] J. M. Poterba, S. F. Venti, and D. A. Wise. 401 (k) plans and tax-deferred saving. *Studies in the Economics of Aging*, pages 105–142, 1994.
- [54] J. M. Robins, S. D. Mark, and W. K. Newey. Estimating exposure effects by modelling the expectation of exposure conditional on confounders. *Biometrics*, pages 479–495, 1992.
- [55] J. M. Robins, L. Li, R. Mukherjee, E. T. Tchetgen, and A. van der Vaart. Minimax estimation of a functional on a structured high-dimensional model. *The Annals of Statistics*, 45(5):1951–1987, 2017.
- [56] R. T. Rockafellar. *Conjugate duality and optimization*. SIAM, 1974.
- [57] A. Ruszczyński and A. Shapiro. Optimization of convex risk functions. *Mathematics of operations research*, 31(3):433–452, 2006.
- [58] C. Shi, D. Blei, and V. Veitch. Adapting neural networks for the estimation of treatment effects. *Advances in neural information processing systems*, 32, 2019.
- [59] B. W. Silverman. *Density estimation for statistics and data analysis*. Routledge, 2018.

- [60] C. J. Stone. Optimal global rates of convergence for nonparametric regression. *The annals of statistics*, pages 1040–1053, 1982.
- [61] M. J. Van der Laan and J. M. Robins. *Unified methods for censored longitudinal data and causality*, volume 5. Springer, 2003.
- [62] S. Vansteelandt and M. Joffe. Structural nested models and g-estimation: the partially realized promise. *Statistical Science*, 29(4):707–731, 2014.
- [63] S. Wager and S. Athey. Estimation and inference of heterogeneous treatment effects using random forests. *Journal of the American Statistical Association*, 113(523):1228–1242, 2018.
- [64] C. K. Williams and C. E. Rasmussen. *Gaussian processes for machine learning*, volume 2. MIT Press, 2006.
- [65] D. Yarotsky. Error bounds for approximations with deep relu networks. *Neural Networks*, 94:103–114, 2017.
- [66] T. Zhou and D. Carlson. Estimating potential outcome distributions with collaborating causal networks. *arXiv preprint arXiv:2110.01664*, 2021.

A Proofs of Main Theorems

A.1 Proof of Theorem 1

We first note the following useful identities:

1. (Functional analog of Taylor's expansion - 2nd order). Let $F : \mathcal{F}^d \rightarrow \mathbb{R}$ where \mathcal{F} is a vector space of functions. For any $h, h' \in \mathcal{F}^d$, assume $t \mapsto F(t \cdot h + (1-t) \cdot h')$ has second order derivatives in an open interval containing $[0, 1]$, then $\exists \bar{h} \in \text{conv}(\{h, h'\})$ such that

$$F(h') = F(h) + \sum_{i=1}^d D_{h_i} F(h)(h'_i - h_i) + \sum_{i=1}^d \sum_{j=1}^d D_{h_i} D_{h_j} F(\bar{h})(h'_i - h_i)(h'_j - h_j)$$

2. For all $i \in \overline{1, m}$, $a \in \{0, 1\}$, $x \in \mathcal{X}$, the following hold:

$$\mathbb{E}[\rho_i(Y, \nu_a^*) \mid X = x, A = a] = 0 \quad (\text{Moment equations})$$

$$\sum_{i=1}^{m+1} \alpha_{a,i}(x, \nu_a^*) D_{\nu_{a,j}} \mathbb{E}[\rho_i(Y, \nu_a^*) \mid X = x, A = a] = \mathbb{I}[j = 1] \quad (\text{Definition of } \alpha)$$

Proof. Using part 3 of Assumption 1, we can immediately apply Theorem 1 from [38] with the cross-fitted nuisances to obtain:

$$\begin{aligned} \left\| \widehat{(\text{CDTE})} - (\text{CDTE}) \right\| &\lesssim \left\| \widetilde{(\text{CDTE})} - (\text{CDTE}) \right\| \\ &+ \sum_{k=1}^K \left\| \mathbb{E}[\widehat{\psi}(Z, \widehat{e}^{(k)}, \widehat{\alpha}^{(k)}, \widehat{\nu}^{(k)}) \mid X = x] - \mathbb{E}[\psi(Z, e^*, \alpha^*, \nu^*) \mid X = x] \right\| \end{aligned}$$

It remains to bound the term on the right-hand side. To simplify our calculations, we write ψ as a difference of two terms $\psi^1 - \psi^0$ given by:

$$\begin{aligned} \psi^1(Z, e, \alpha, \nu) &= \kappa_1(X) - \frac{A}{e(X)} \sum_{i=1}^{m+1} \alpha_{1,i}(X, \nu_{1,i}) \rho(Y, \nu_{1,i}) \\ \psi^0(Z, e, \alpha, \nu) &= \kappa_0(X) - \frac{1-A}{1-e(X)} \sum_{i=1}^{m+1} \alpha_{1,i}(X, \nu_{0,i}) \rho(Y, \nu_{0,i}) \end{aligned}$$

With this notation, we have:

$$\begin{aligned} \left\| \mathbb{E} \left[\widehat{\psi}(Z, \widehat{e}^{(k)}, \widehat{\alpha}^{(k)}, \widehat{\nu}^{(k)}) - \psi(Z, e^*, \alpha^*, \nu^*) \mid X = x \right] \right\| &\lesssim \\ \sum_{a=0}^1 \left\| \mathbb{E} \left[\widehat{\psi}^a(Z, \widehat{e}^{(k)}, \widehat{\alpha}^{(k)}, \widehat{\nu}^{(k)}) - \psi^a(Z, e^*, \alpha^*, \nu^*) \mid X = x \right] \right\| & \end{aligned}$$

The inequality above follows from the inequalities $(a+b)^2 \leq 2(a^2+b^2)$ and $\sqrt{a+b} \leq \sqrt{a} + \sqrt{b}$ (for non-negative a, b). Without loss of generality, we consider the bound for ψ^1 . The proof for ψ^0 is very similar. For the remainder of the proof, we simplify the notation by dropping

the training data indicator, (k) . Thus, $\widehat{e}^{(k)}, \widehat{\alpha}^{(k)}, \widehat{\nu}^{(k)} \rightarrow \widehat{e}, \widehat{\alpha}, \widehat{\nu}$. It should be understood that the following holds for any $k \in \overline{1, K}$. With this notation, we have:

$$\begin{aligned}
& \mathbb{E} \left[\widehat{\psi}^1(Z, \widehat{e}, \widehat{\alpha}, \widehat{\nu}) - \psi^1(Z, e^*, \alpha^*, \nu^*) \mid X = x \right] \\
&= \sum_{a=0}^1 \mathbb{E} \left[\widehat{\psi}^1(Z, \widehat{e}, \widehat{\alpha}, \widehat{\nu}) - \psi^1(Z, e^*, \alpha^*, \nu^*) \mid X = x, A = a \right] P(A = a) \\
&= \widehat{\kappa}_1(x) - \kappa_1^*(x) - \frac{e^*(x)}{\widehat{e}(x)} \sum_{i=1}^{m+1} \widehat{\alpha}_{1,i}(x, \widehat{\nu}_1) \mathbb{E}[\rho_i(Y, \widehat{\nu}_1) \mid X = x, A = 1] \\
&= \widehat{\kappa}_1(x) - \kappa_1^*(x) - \underbrace{\frac{e^*(x)}{\widehat{e}(x)} \sum_{i=1}^{m+1} (\widehat{\alpha}_{1,i}(x, \widehat{\nu}_1) - \alpha_{1,i}^*(x, \nu_1^*)) \mathbb{E}[\rho_i(Y, \widehat{\nu}_1) \mid X = x, A = 1]}_{\Lambda_1} \\
&\quad - \underbrace{\frac{e^*(x)}{\widehat{e}(x)} \sum_{i=1}^{m+1} \alpha_{1,i}^*(x, \nu_1^*) \mathbb{E}[\rho_i(Y, \widehat{\nu}_1) \mid X = x, A = 1]}_{\Lambda_2}
\end{aligned}$$

where in the last equality we subtracted and then added back a term. We now study Λ_1 and Λ_2 . For both these quantities, we do a Taylor expansion of $\mathbb{E}[\rho_i(Y, \widehat{\nu}_1) \mid X = x, A = 1]$. For Λ_1 , it suffices to use the Taylor expansion to first order only. For Λ_2 , we perform a second order expansion:

$$\begin{aligned}
\mathbb{E}[\rho_i(Y, \widehat{\nu}_1) \mid X = x, A = 1] &= \mathbb{E}[\rho_i(Y, \nu_1^*) \mid X = x, A = 1] \\
&\quad + \sum_{j=1}^{m+1} D_{\nu_j} \mathbb{E}[\rho_i(Y, \bar{\nu}) \mid X = x, A = 1] (\widehat{\nu}_{1,j}(x) - \nu_{1,j}^*(x)) \quad (\text{first order expansion}) \\
\mathbb{E}[\rho_i(Y, \widehat{\nu}_1) \mid X = x, A = 1] &= \mathbb{E}[\rho_i(Y, \nu_1^*) \mid X = x, A = 1] \\
&\quad + \sum_{j=1}^{m+1} D_{\nu_j} \mathbb{E}[\rho_i(Y, \nu_1^*) \mid X = x, A = 1] (\widehat{\nu}_{1,j}(x) - \nu_{1,j}^*(x)) \\
&\quad + \frac{1}{2} \sum_{j=1}^{m+1} \sum_{l=1}^{m+1} D_{\nu_j} D_{\nu_l} \mathbb{E}[\rho_i(Y, \bar{\nu}) \mid X = x, A = 1] (\widehat{\nu}_{1,j}(x) - \nu_{1,j}^*(x)) (\widehat{\nu}_{1,l}(x) - \nu_{1,l}^*(x)) \\
&\hspace{15em} (\text{second order expansion})
\end{aligned}$$

Then Λ_1 is given by:

$$\begin{aligned}
\Lambda_1 &= \frac{e^*(x)}{\widehat{e}(x)} \sum_{i=1}^{m+1} (\widehat{\alpha}_{1,i}(x, \widehat{\nu}_1) - \alpha_{1,i}^*(x, \nu_1^*)) \mathbb{E}[\rho_i(Y, \widehat{\nu}_1) \mid X = x, A = 1] \\
&= \frac{e^*(x)}{\widehat{e}(x)} \sum_{i=1}^{m+1} (\widehat{\alpha}_{1,i}(x, \widehat{\nu}_1) - \alpha_{1,i}^*(x, \nu_1^*)) \left(\mathbb{E}[\rho_i(Y, \nu_1^*) \mid X = x, A = 1] \right. \\
&\quad \left. + \sum_{j=1}^{m+1} D_{\nu_j} \mathbb{E}[\rho_i(Y, \bar{\nu}) \mid X = x, A = 1] (\widehat{\nu}_{1,j}(x) - \nu_{1,j}^*(x)) \right) \\
&\hspace{15em} (\text{first order expansion})
\end{aligned}$$

$$\begin{aligned}
&= \frac{e^*(x)}{\widehat{e}(x)} \sum_{i=1}^{m+1} \sum_{j=1}^{m+1} D_{\nu_j} \mathbb{E}[\rho_i(Y, \bar{\nu}) \mid X = x, A = 1] (\widehat{\alpha}_{1,i}(x, \widehat{\nu}_1) - \alpha_{1,i}^*(x, \nu_1^*)) (\widehat{\nu}_{1,j}(x) - \nu_{1,j}^*(x)) \\
\|\Lambda_1\| &\leq \frac{c_2}{c_1} \sum_{i=1}^{m+1} \sum_{j=1}^{m+1} G_{ij} \|\widehat{\alpha}_{1,i} - \alpha_{1,i}^*\| \|\widehat{\nu}_{1,j} - \nu_{1,j}^*\| \\
&\lesssim \sum_{i=1}^{m+1} \sum_{j=1}^{m+1} G_{ij} \|\widehat{\alpha}_{1,i} - \alpha_{1,i}^*\| \|\widehat{\nu}_{1,j} - \nu_{1,j}^*\|
\end{aligned}$$

We proceed in a similar way for Λ_2 , but this time using the second order expansion:

$$\begin{aligned}
\Lambda_2 &= \frac{e^*(x)}{\widehat{e}(x)} \sum_{i=1}^{m+1} \alpha_{1,i}^*(x, \nu_1^*) \mathbb{E}[\rho_i(Y, \widehat{\nu}_1) \mid X = x, A = 1] \\
&= \frac{e^*(x)}{\widehat{e}(x)} \sum_{i=1}^{m+1} \alpha_{1,i}^*(x, \nu_1^*) \left(\mathbb{E}[\rho_i(Y, \nu_1^*) \mid X = x, A = 1] \right. \\
&\quad + \sum_{j=1}^{m+1} D_{\nu_j} \mathbb{E}[\rho_i(Y, \nu_1^*) \mid X = x, A = 1] (\widehat{\nu}_{1,j}(x) - \nu_{1,j}^*(x)) \\
&\quad \left. + \frac{1}{2} \sum_{j=1}^{m+1} \sum_{l=1}^{m+1} D_{\nu_j} D_{\nu_l} \mathbb{E}[\rho_i(Y, \bar{\nu}_1) \mid X = x, A = 1] (\widehat{\nu}_{1,j}(x) - \nu_{1,j}^*(x)) (\widehat{\nu}_{1,l}(x) - \nu_{1,l}^*(x)) \right) \\
&= \frac{e^*(x)}{\widehat{e}(x)} \sum_{j=1}^{m+1} \underbrace{\sum_{i=1}^{m+1} \alpha_{1,i}^*(x, \nu_1^*) D_{\nu_j} \mathbb{E}[\rho_i(Y, \nu_1^*) \mid X = x, A = 1]}_{=:\mathbb{I}[j=1]} (\widehat{\nu}_{1,j}(x) - \nu_{1,j}^*(x)) \\
&\hspace{20em} \text{(see useful identities)} \\
&\quad + \frac{1}{2} \frac{e^*(x)}{\widehat{e}(x)} \sum_{i=1}^{m+1} \sum_{j=1}^{m+1} \sum_{l=1}^{m+1} \left(\alpha_{1,i}^*(x, \nu_1^*) D_{\nu_j} D_{\nu_l} \mathbb{E}[\rho_i(Y, \bar{\nu}_1) \mid X = x, A = 1] \right. \\
&\quad \left. \cdot (\widehat{\nu}_{1,j}(x) - \nu_{1,j}^*(x)) (\widehat{\nu}_{1,l}(x) - \nu_{1,l}^*(x)) \right) \\
&= \frac{e^*(x)}{\widehat{e}(x)} (\widehat{\kappa}_1(x) - \kappa_1^*(x)) \\
&\quad + \frac{1}{2} \frac{e^*(x)}{\widehat{e}(x)} \sum_{i=1}^{m+1} \sum_{j=1}^{m+1} \sum_{l=1}^{m+1} \left(\alpha_{1,i}^*(x, \nu_1^*) D_{\nu_j} D_{\nu_l} \mathbb{E}[\rho_i(Y, \bar{\nu}_1) \mid X = x, A = 1] \right. \\
&\quad \left. \cdot (\widehat{\nu}_{1,j}(x) - \nu_{1,j}^*(x)) (\widehat{\nu}_{1,l}(x) - \nu_{1,l}^*(x)) \right)
\end{aligned}$$

Adding back the κ_1 terms to Λ_2 , we have:

$$\begin{aligned}
\widehat{\kappa}_1(x) - \kappa_1(x) - \Lambda_2 &= \frac{1}{\widehat{e}(x)} (\widehat{e}(x) - e^*(x)) (\widehat{\kappa}_1(x) - \kappa_1^*(x)) \\
&\quad + \frac{1}{2} \frac{e^*(x)}{\widehat{e}(x)} \sum_{i=1}^{m+1} \sum_{j=1}^{m+1} \sum_{l=1}^{m+1} \left(\alpha_{1,i}^*(x, \nu_1^*) D_{\nu_j} D_{\nu_l} \mathbb{E}[\rho_i(Y, \bar{\nu}_1) \mid X = x, A = 1] \right)
\end{aligned}$$

$$\begin{aligned}
& \cdot (\widehat{\nu}_{1,j}(x) - \nu_{1,j}^*(x))(\widehat{\nu}_{1,l}(x) - \nu_{1,l}^*(x)) \\
\|\widehat{\kappa}_1(x) - \kappa_1(x) - \Lambda_2\| & \leq \frac{1}{c_1} \|\widehat{\kappa}_1 - \kappa_1^*\| \|\widehat{e} - e^*\| + \frac{c_3 c_4}{2c_1} \sum_{j=1}^{m+1} \sum_{l=1}^{m+1} H_{jl} \|\widehat{\nu}_{1,j} - \nu_{1,j}^*\| \|\widehat{\nu}_{1,l} - \nu_{1,l}^*\| \\
& \lesssim \|\widehat{\kappa}_1 - \kappa_1^*\| \|\widehat{e} - e^*\| + \sum_{j=1}^{m+1} \sum_{l=1}^{m+1} H_{jl} \|\widehat{\nu}_{1,j} - \nu_{1,j}^*\| \|\widehat{\nu}_{1,l} - \nu_{1,l}^*\|
\end{aligned}$$

Constants c_1, c_2, c_3, c_4 and binary matrices H, G are defined in Theorem 1. Putting everything together, we have:

$$\begin{aligned}
& \left\| \mathbb{E} \left[\widehat{\psi}^1(Z, \widehat{e}, \widehat{\alpha}, \widehat{\nu}) - \psi^1(Z, e^*, \alpha^*, \nu^*) \mid X = x \right] \right\| \\
& = \|\widehat{\kappa}_1(x) - \kappa_1(x) - \Lambda_2 - \Lambda_1\| \\
& \lesssim \|\widehat{\kappa}_1(x) - \kappa_1(x) - \Lambda_2\| + \|\Lambda_1\| \\
& \lesssim \|\widehat{\kappa}_1 - \kappa_1^*\| \|\widehat{e} - e^*\| + \sum_{j=1}^{m+1} \sum_{l=1}^{m+1} H_{jl} \|\widehat{\nu}_{1,j} - \nu_{1,j}^*\| \|\widehat{\nu}_{1,l} - \nu_{1,l}^*\| \\
& \quad + \sum_{i=1}^{m+1} \sum_{j=1}^{m+1} G_{ij} \|\widehat{\alpha}_{1,i} - \alpha_{1,i}^*\| \|\widehat{\nu}_{1,j} - \nu_{1,j}^*\|
\end{aligned}$$

Putting the ψ^0 and ψ^1 bounds together and adding back the (k) indicators, we obtain the desired result:

$$\begin{aligned}
& \sum_{k=1}^K \left\| \mathbb{E} \left[\widehat{\psi}(Z, \widehat{e}^{(k)}, \widehat{\alpha}^{(k)}, \widehat{\nu}^{(k)}) - \psi(Z, e^*, \alpha^*, \nu^*) \mid X = x \right] \right\| \\
& \lesssim \sum_{k=1}^K \sum_{a=1}^1 \left(\|\widehat{\kappa}_a^{(k)} - \kappa_a^*\| \|\widehat{e}^{(k)} - e^*\| + \sum_{i=1}^{m+1} \sum_{j=1}^{m+1} G_{ij} \|\widehat{\alpha}_{a,i}^{(k)} - \alpha_{a,i}^*\| \|\widehat{\nu}_{a,j}^{(k)} - \nu_{a,j}^*\| \right. \\
& \quad \left. + \sum_{i=1}^{m+1} \sum_{j=1}^{m+1} H_{ij} \|\widehat{\nu}_{a,i}^{(k)} - \nu_{a,i}^*\| \|\widehat{\nu}_{a,j}^{(k)} - \nu_{a,j}^*\| \right)
\end{aligned}$$

□

A.2 Proof of Theorem 2

Proof. Let $\mathcal{I}_k = \{i : i = k - 1 \pmod{K}\}$ be the data indices in the k -th data fold, and let $\mathbb{P}_k f(Z) = \frac{1}{|\mathcal{I}_k|} \sum_{i \in \mathcal{I}_k} f(Z_i)$ be the empirical expectation of data with indices in \mathcal{I}_k . The linear regression parameters $\beta^*, \widehat{\beta}^*$ and $\widehat{\beta}$ are given by:

$$\begin{aligned}
\beta^* & = \mathbb{E}[\phi(X)\phi(X)^T]^{-1} \mathbb{E}[\text{CDTE}(X)\phi(X)] \\
& = \mathbb{E}[\phi(X)\phi(X)^T]^{-1} \mathbb{E}[\psi(Z, e^*, \alpha^*, \nu^*)\phi(X)] \quad (\text{consistency and iterated expectations}) \\
\widehat{\beta}^* & = \mathbb{P}_n[\phi(X)\phi(X)^T]^{-1} \mathbb{P}_n[\psi(Z, e^*, \alpha^*, \nu^*)\phi(X)] \\
& = \mathbb{P}_n[\phi(X)\phi(X)^T]^{-1} \frac{1}{K} \sum_{k=1}^K \mathbb{P}_k[\psi(Z, e^*, \alpha^*, \nu^*)\phi(X)]
\end{aligned}$$

$$\widehat{\beta} = \mathbb{P}_n[\phi(X)\phi(X)^T]^{-1} \frac{1}{K} \sum_{k=1}^K \mathbb{P}_k[\widehat{\psi}(Z, \widehat{e}^{(k)}, \widehat{\alpha}^{(k)}, \widehat{\nu}^{(k)})\phi(X)]$$

We note that we can rewrite $\sqrt{n}(\widehat{\beta} - \beta^*)$ as:

$$\sqrt{n}(\widehat{\beta} - \beta^*) = \sqrt{n}(\widehat{\beta} - \widehat{\beta}^*) + \underbrace{\sqrt{n}(\widehat{\beta}^* - \beta^*)}_{\rightsquigarrow \mathcal{N}(0, \Sigma^*)} \quad (8)$$

The second term converges in distribution to the desired $\mathcal{N}(0, \Sigma^*)$. Thus, it suffices to show that the first term is $o_p(1)$. We decompose the first term into two components and study them separately:

$$\begin{aligned} & \sqrt{n}(\widehat{\beta} - \widehat{\beta}^*) \quad (9) \\ &= \sqrt{n} \mathbb{P}_n[\phi(X)\phi(X)^T]^{-1} \frac{1}{K} \sum_{k=1}^K \left(\mathbb{P}_k[\widehat{\psi}(Z, \widehat{e}^{(k)}, \widehat{\alpha}^{(k)}, \widehat{\nu}^{(k)})\phi(X)] - \mathbb{P}_k[\psi(Z, e^*, \alpha^*, \nu^*)\phi(X)] \right) \\ &= \sqrt{n} \mathbb{P}_n[\phi(X)\phi(X)^T]^{-1} \frac{1}{K} \sum_{k=1}^K \underbrace{\left(\mathbb{E}[\widehat{\psi}(Z, \widehat{e}^{(k)}, \widehat{\alpha}^{(k)}, \widehat{\nu}^{(k)})\phi(X)] - \mathbb{E}[\psi(Z, e^*, \alpha^*, \nu^*)\phi(X)] \right)}_{\Lambda_{1,k}} \\ & \quad + \sqrt{n} \mathbb{P}_n[\phi(X)\phi(X)^T]^{-1} \frac{1}{K} \sum_{k=1}^K \underbrace{\left(\mathbb{P}_k - \mathbb{E} \right) \left[(\widehat{\psi}(Z, \widehat{e}^{(k)}, \widehat{\alpha}^{(k)}, \widehat{\nu}^{(k)})\phi(X)) - \psi(Z, e^*, \alpha^*, \nu^*)\phi(X) \right]}_{\Lambda_{2,k}} \end{aligned}$$

We now show that $\Lambda_{1,k}$ and $\Lambda_{2,k}$ in the equation above are both $o_p(1/\sqrt{n})$. Let $\Sigma_\phi = \mathbb{E}[\phi(X)\phi(X)^T]$. Then, each element of $\Lambda_{1,k}$ is given by:

$$\begin{aligned} (\Lambda_{1,k})_i &= \mathbb{E}[\widehat{\psi}(Z, \widehat{e}^{(k)}, \widehat{\alpha}^{(k)}, \widehat{\nu}^{(k)})\phi(X)_i] - \mathbb{E}[\psi(Z, e^*, \alpha^*, \nu^*)\phi(X)_i] \\ &= \mathbb{E}[\mathbb{E}[\widehat{\psi}(Z, \widehat{e}^{(k)}, \widehat{\alpha}^{(k)}, \widehat{\nu}^{(k)}) - \psi(Z, e^*, \alpha^*, \nu^*) \mid X]\phi(X)_i] \\ \Rightarrow |(\Lambda_{1,k})_i| &\leq \|\mathbb{E}[\widehat{\psi}(Z, \widehat{e}^{(k)}, \widehat{\alpha}^{(k)}, \widehat{\nu}^{(k)}) - \psi(Z, e^*, \alpha^*, \nu^*) \mid X]\| \|\phi(X)_i\| \quad (\text{Cauchy-Schwartz}) \\ &\lesssim \left\{ \sum_{a=1}^1 \left(\|\widehat{\kappa}_a^{(k)} - \kappa_a^*\| \|\widehat{e}^{(k)} - e^*\| + \sum_{i=1}^{m+1} \sum_{j=1}^{m+1} G_{ij} \|\widehat{\alpha}_{a,i}^{(k)} - \alpha_{a,i}^*\| \|\widehat{\nu}_{a,j}^{(k)} - \nu_{a,j}^*\| \right. \right. \\ & \quad \left. \left. + \sum_{i=1}^{m+1} \sum_{j=1}^{m+1} H_{ij} \|\widehat{\nu}_{a,i}^{(k)} - \nu_{a,i}^*\| \|\widehat{\nu}_{a,j}^{(k)} - \nu_{a,j}^*\| \right) \right\} \sqrt{(\Sigma_\phi)_{ii}} \quad (\text{Thm. 1}) \end{aligned}$$

By the theorem's assumptions, we have that $\Lambda_{1,k}$ is $o_p(1/\sqrt{n})$, as desired. We now see how we can control $\Lambda_{2,k}$. By Chebyshev's inequality, we have that $\Lambda_{2,k}$ is

$$o_p \left(n^{-1/2} \sum_{i=1}^p \mathbb{E}[(\widehat{\psi}(Z, \widehat{e}^{(k)}, \widehat{\alpha}^{(k)}, \widehat{\nu}^{(k)}) - \psi(Z, e^*, \alpha^*, \nu^*))^2 (\phi(X)_i)^2]^{1/2} \right) \quad (10)$$

where we leveraged that $|\mathcal{I}_k| \simeq n/K$ and K is a fixed integer constant that doesn't depend on n . The sum in the expression above further reduces to:

$$\sum_{i=1}^p \mathbb{E}[(\widehat{\psi}(Z, \widehat{e}^{(k)}, \widehat{\alpha}^{(k)}, \widehat{\nu}^{(k)}) - \psi(Z, e^*, \alpha^*, \nu^*))^2 (\phi(X)_i)^2]^{1/2}$$

$$\begin{aligned}
&\leq \sum_{i=1}^p \|\widehat{\psi}(Z, \widehat{e}^{(k)}, \widehat{\alpha}^{(k)}, \widehat{\nu}^{(k)}) - \psi(Z, e^*, \alpha^*, \nu^*)\| \|\phi(X)_i\| \\
&= \sum_{i=1}^p \sqrt{(\Sigma_\phi)_{ii}} \|\widehat{\psi}(Z, \widehat{e}^{(k)}, \widehat{\alpha}^{(k)}, \widehat{\nu}^{(k)}) - \psi(Z, e^*, \alpha^*, \nu^*)\|
\end{aligned}$$

Thus, it remains to study the convergence of $\|\widehat{\psi}(Z, \widehat{e}^{(k)}, \widehat{\alpha}^{(k)}, \widehat{\nu}^{(k)}) - \psi(Z, e^*, \alpha^*, \nu^*)\|$. We note that:

$$\begin{aligned}
\|\widehat{\psi}(Z, \widehat{e}^{(k)}, \widehat{\alpha}^{(k)}, \widehat{\nu}^{(k)}) - \psi(Z, e^*, \alpha^*, \nu^*)\| &= \sum_{a=0}^1 \|\widehat{\psi}^a(Z, \widehat{e}^{(k)}, \widehat{\alpha}^{(k)}, \widehat{\nu}^{(k)}) - \psi^a(Z, e^*, \alpha^*, \nu^*)\| \\
&\leq \sum_{a=0}^1 \left(\|\widehat{\psi}^a(Z, \widehat{e}^{(k)}, \widehat{\alpha}^{(k)}, \widehat{\nu}^{(k)}) - \psi^a(Z, e^*, \widehat{\alpha}, \widehat{\nu})\| \right. \\
&\quad \left. + \|\widehat{\psi}^a(Z, e^*, \widehat{\alpha}^{(k)}, \widehat{\nu}^{(k)}) - \psi^a(Z, e^*, \alpha^*, \nu^*)\| \right) \\
&\hspace{10em} \text{(Cauchy-Schwartz)}
\end{aligned}$$

where the ψ^a 's are defined in the proof of Theorem 1. Without loss of generality, we study the convergence of $\widehat{\psi}^1$:

$$\begin{aligned}
&\|\widehat{\psi}^1(Z, \widehat{e}^{(k)}, \widehat{\alpha}^{(k)}, \widehat{\nu}) - \psi^1(Z, e^*, \widehat{\alpha}^{(k)}, \widehat{\nu}^{(k)})\| \\
&= \left\| \frac{A(\widehat{e}^{(k)}(X) - e^*(X))}{e^*(X)\widehat{e}^{(k)}(X)} \sum_{i=1}^{m+1} \widehat{\alpha}_{1,i}^{(k)}(X, \widehat{\nu}_1^{(k)}) \rho_i(Y, \widehat{\nu}_1^{(k)}) \right\| \\
&\leq \frac{(m+1)c_4c_5}{c_1^2} \|\widehat{e}^{(k)} - e^*\| \hspace{10em} \text{(from boundedness assumptions)} \\
&\lesssim \|\widehat{e}^{(k)} - e^*\| \\
&\|\widehat{\psi}^1(Z, e^*, \widehat{\alpha}, \widehat{\nu}) - \psi^1(Z, e^*, \alpha^*, \nu^*)\| \\
&= \left\| \widehat{\kappa}_1^{(k)}(X) - \kappa_1(X) - \frac{A}{e^*(X)} \left(\sum_{i=1}^{m+1} \widehat{\alpha}_{1,i}^{(k)}(X, \widehat{\nu}_1^{(k)}) \rho_i(Y, \widehat{\nu}_1^{(k)}) - \sum_{i=1}^{m+1} \alpha_{1,i}^*(X, \nu_1^*) \rho_i(Y, \nu_1^*) \right) \right\| \\
&\leq \|\widehat{\kappa}_1^{(k)} - \kappa_1^*\| + \frac{c_5}{c_1} \sum_{i=1}^m \|\widehat{\alpha}_{1,i}^{(k)} - \alpha_{1,i}^*\| \\
&\lesssim \|\widehat{\kappa}_1^{(k)} - \kappa_1^*\| + \sum_{i=1}^m \|\widehat{\alpha}_{1,i}^{(k)} - \alpha_{1,i}^*\|
\end{aligned}$$

Therefore:

$$\|\widehat{\psi}(Z, \widehat{e}^{(k)}, \widehat{\alpha}, \widehat{\nu}) - \psi(Z, e^*, \alpha^*, \nu^*)\| \lesssim \|\widehat{e}^{(k)} - e^*\| + \sum_{a=0}^1 \left(\|\widehat{\kappa}_a^{(k)} - \kappa_a^*\| + \sum_{i=1}^m \|\widehat{\alpha}_{a,i}^{(k)} - \alpha_{a,i}^*\| \right)$$

Given our assumptions on the nuisance convergence rates, the term above is $o_p(1)$. Putting everything together, we obtain that $\Lambda_{1,k} = o_p(1/\sqrt{n})$ and $\Lambda_{1,k} + \Lambda_{2,k} = o_p(1/\sqrt{n})$. Going back to Eq. 9, we have that:

$$\sqrt{n}(\widehat{\beta} - \widehat{\beta}^*) = \sqrt{n} \mathbb{P}_n[\phi(X)\phi(X)^T]^{-1} \frac{1}{K} \sum_{k=1}^K (\Lambda_{1,k} + \Lambda_{2,k})$$

Using the continuous mapping theorem, we have that $\mathbb{P}_n[\phi(X)\phi(X)^T]^{-1} \xrightarrow{P} \Sigma_\phi^{-1}$. Finally, by Slutsky's theorem and the fact that K does not grow with n , we obtain that $\sqrt{n}(\widehat{\beta} - \beta^*)$ is $o_p(1)$ and therefore:

$$\sqrt{n}(\widehat{\beta} - \beta^*) \rightsquigarrow \mathcal{N}(0, \Sigma^*)$$

as desired. □

B Applications of Theorem 1

B.1 Pseudo-outcomes and Rates for CQTE

Corollary 3 (Pseudo-outcomes and rates for CQTE). *Assume the distribution F is continuous. Then, the pseudo-outcome for the conditional quantile treatment at level τ , $CQTE(x; \tau)$, is given by:*

$$\psi^{CQTE}(Z, e, q, f) = q_1(X; \tau) - q_0(X; \tau) + \frac{A - e(X)}{e(X)(1 - e(X))} \frac{1}{f_A(x)} (\tau - \mathbb{I}[Y \leq q_A(x; \tau)])$$

where $f_a(x) = f_{Y|X=x, A=a}(q_a(x; \tau))$ is the conditional density of Y evaluated at the conditional quantile. Furthermore, if the conditions of Assumption 1 are satisfied, the oracle rate deviation is given by:

$$\delta \leq \sum_{k=1}^K \sum_{a=0}^1 \|\widehat{q}_a^{(k)} - q_a^*\| \left(\|\widehat{e}^{(k)} - e^*\| + \left\| \frac{1}{\widehat{f}_a^{(k)}} - \frac{1}{f_a^*} \right\| + \|\widehat{q}_a^{(k)} - q_a^*\| \right)$$

Remark 4. We note that by Assumption 1, f_a and \widehat{f}_a are bounded away from 0, and thus the rate deviation can be written as $\sum_{k=1}^K \sum_{a=0}^1 \|\widehat{q}_a^{(k)} - q_a^*\| \left(\|\widehat{e} - e^*\| + \|\widehat{f}_a^{(k)} - f_a^*\| + \|\widehat{q}_a^{(k)} - q_a^*\| \right)$. When considering medians ($\alpha = 0.5$), this result reduces to the result in [44] for median effects.

Proof. For continuous CDFs, the conditional quantile at level τ is the solution to the moment:

$$\mathbb{E}[\tau - \mathbb{I}[Y \leq q_a(x; \tau)] \mid X = x, A = a] = 0$$

The Jacobian is given by $J_a^*(X) = D_{q_a} \{ \mathbb{E}[\tau - \mathbb{I}[Y \leq q_a(X; \tau)] \mid X = x, A = a] \}_{q_a = q_a^*} = -f_a^*(x)$ where $f_a(x) = f_{Y|X=x, A=a}(q_a(x; \tau))$ is the conditional density evaluated at the conditional quantile. By Definition 3, $\alpha_a^*(X) = -1/f_a^*(X)$ and the pseudo-outcome is given by:

$$\psi^{CQTE}(Z, e, q, f) = q_1(X; \tau) - q_0(X; \tau) + \frac{A - e(X)}{e(X)(1 - e(X))} \frac{1}{f_A(x)} (\tau - \mathbb{I}[Y \leq q_A(x; \tau)])$$

We apply Theorem 1 with $\alpha_a = 1/f_a$, $\nu_a = q_a$ and obtain that the oracle deviation is given by:

$$\delta \leq \sum_{k=1}^K \sum_{a=0}^1 \|\widehat{q}_a^{(k)} - q_a^*\| \left(\|\widehat{e}^{(k)} - e^*\| + \left\| \frac{1}{\widehat{f}_a^{(k)}} - \frac{1}{f_a^*} \right\| + \|\widehat{q}_a^{(k)} - q_a^*\| \right)$$

as desired. □

B.2 Pseudo-outcomes and Rates for CSQTE

Corollary 4 (Pseudo-outcomes and rates for CSQTE). *Assume the distribution F is continuous. Then, the pseudo-outcome for the conditional super-quantile treatment at level τ , $CSQTE(x; \tau)$, is given by:*

$$\psi^{CSQTE}(Z, e, \mu, q) = \mu_1(X; \tau) - \mu_0(X; \tau) + \frac{A - e(X)}{e(X)(1 - e(X))} \frac{1}{1 - \tau} \left(Y \mathbb{I}[Y \geq q_A(X; \tau)] - (1 - \alpha) \mu_A(X; \tau) - q_A(X; \tau) (\tau - \mathbb{I}[Y \leq q_A(X; \tau)]) \right)$$

Furthermore, if the conditions of Assumption 1 are satisfied, the oracle rate deviation is given by:

$$\delta \leq \sum_{k=1}^K \sum_{a=0}^1 \left(\|\widehat{\mu}_a^{(k)} - \mu_a^*\| \|\widehat{e}^{(k)} - e^*\| + \|\widehat{q}_a^{(k)} - q_a^*\|^2 \right)$$

Proof. From Example 3.2, we have that for continuous CDFs, the conditional super-quantile at level τ is the solution to the conditional moments:

$$\begin{aligned} \mathbb{E}[(1 - \tau)^{-1} Y (\tau - \mathbb{I}[Y \geq q_a(x; \tau)]) - \mu_a(x; \tau) \mid X = x, A = a] &= 0 \\ \mathbb{E}[\tau - \mathbb{I}[Y \leq q_a(x; \tau)] \mid X = x, A = a] &= 0 \end{aligned}$$

Thus, the Jacobian $J_a^*(X)$ and its inverse if given by:

$$J_a^*(X) = \begin{pmatrix} -1 & (1 - \tau)^{-1} q_a(X; \tau) f_a(X) \\ 0 & -f_a(X) \end{pmatrix}, \quad (J_a^*(X))^{-1} = \begin{pmatrix} -1 & -(1 - \tau)^{-1} q_a(X; \tau) \\ 0 & -1/f_a(X) \end{pmatrix}$$

where $f_a(x) = f_{Y \mid X=x, A=a}(q_a(x; \tau))$ is the conditional density evaluated at the conditional quantile. By Definition 3 with $\alpha_a = (-1, -(1 - \tau)^{-1} q_a(X; \tau))$, $\nu_a = (\mu_a, q_a)$, the pseudo-outcome is given by:

$$\psi^{CSQTE}(Z, e, \mu, q) = \mu_1(X; \tau) - \mu_0(X; \tau) + \frac{A - e(X)}{e(X)(1 - e(X))} \frac{1}{1 - \tau} \left(Y \mathbb{I}[Y \geq q_A(X; \tau)] - (1 - \alpha) \mu_A(X; \tau) - q_A(X; \tau) (\tau - \mathbb{I}[Y \leq q_A(X; \tau)]) \right)$$

We now apply Theorem 1. We first note that the binary matrices G and H are given by:

$$G = \begin{pmatrix} 1 & 1 \\ 0 & 1 \end{pmatrix}, \quad H = \begin{pmatrix} 0 & 0 \\ 0 & 1 \end{pmatrix}$$

Moreover, $\|\widehat{\alpha}_{a,1}^{(k)} - \alpha_{a,1}^*\| = 0$ since $\alpha_{a,1} = -1$ is a constant. Therefore, in the cross-products $\|\widehat{\alpha}_{a,i}^{(k)} - \alpha_{a,i}^*\| \|\widehat{\nu}_{a,j}^{(k)} - \nu_{a,j}^*\|$, the only surviving term is $\|\widehat{\alpha}_{a,2}^{(k)} - \alpha_{a,2}^*\| \|\widehat{\nu}_{a,2}^{(k)} - \nu_{a,2}^*\| = \|\widehat{q}_a^{(k)} - q_a^*\|^2$ due to $G_{21} = 0$. Furthermore, given H , the only surviving term in the cross-products $\|\widehat{\nu}_{a,i}^{(k)} - \nu_{a,i}^*\| \|\widehat{\nu}_{a,j}^{(k)} - \nu_{a,j}^*\|$ is $\|\widehat{\nu}_{a,2}^{(k)} - \nu_{a,2}^*\|^2 = \|\widehat{q}_a^{(k)} - q_a^*\|^2$. Thus, the oracle deviation is given by:

$$\delta \leq \sum_{k=1}^K \sum_{a=0}^1 \left(\|\widehat{\mu}_a^{(k)} - \mu_a^*\| \|\widehat{e}^{(k)} - e^*\| + \|\widehat{q}_a^{(k)} - q_a^*\|^2 \right)$$

as desired. \square

B.3 Pseudo-outcomes and Rates for CfRTE

Corollary 5 (Pseudo-outcomes and rates for CfRTE). *The conditional f -risk treatment effect at level δ , $CfRTE(x; \delta)$, is given by:*

$$\psi^{CfRTE}(Z, e, R, \beta, \lambda) = R_1(X; \delta) - R_0(X; \delta) + \frac{A - e(X)}{e(X)(1 - e(X))} (m(Y, \beta_A, \lambda_A; \delta) - R_A(X; \delta))$$

Furthermore, if the conditions of Assumption 1 are satisfied, the oracle rate deviation is given by:

$$\begin{aligned} \delta \leq & \sum_{k=1}^K \sum_{a=0}^1 \left(\|\widehat{R}_a^{(k)} - R_a^*\| \|\widehat{e}^{(k)} - e^*\| \right. \\ & \left. + \|\widehat{\beta}_a^{(k)} - \beta_a^*\|^2 + \|\widehat{\lambda}_a^{(k)} - \lambda_a^*\|^2 + \|\widehat{\beta}_a^{(k)} - \beta_a^*\| \|\widehat{\lambda}_a^{(k)} - \lambda_a^*\| \right) \end{aligned}$$

Proof. From Example 3.3, we have that the CfRTE is identified by the following conditional moments:

$$\begin{aligned} \mathbb{E}[m(Z, \beta_a, \lambda_a; \delta) - R_a(x; \delta) \mid X = x, A = a] &= 0 \\ \mathbb{E}\left[\frac{\partial}{\partial \beta_a} m(Z, \beta_a, \lambda_a; \delta) \mid X = x, A = a\right] &= 0 \\ \mathbb{E}\left[\frac{\partial}{\partial \lambda_a} m(Z, \beta_a, \lambda_a; \delta) \mid X = x, A = a\right] &= 0 \end{aligned}$$

where it is understood that β_a and λ_a are functions of X . Thus, the Jacobian $J_a^*(X)$ and its inverse is given by:

$$\begin{aligned} J_a^*(X) &= \begin{pmatrix} -1 & 0 & 0 \\ 0 & -\mathbb{E}\left[\frac{(Y - \lambda_a(X))^2}{\beta_a(X)^3} (f^*)''\left(\frac{Y - \lambda_a(X)}{\beta_a(X)}\right) \mid X=x, A=1\right] & \mathbb{E}\left[\frac{Y - \lambda_a(X)}{\beta_a(X)^2} (f^*)''\left(\frac{Y - \lambda_a(X)}{\beta_a(X)}\right) \mid X=x, A=1\right] \\ 0 & \mathbb{E}\left[\frac{Y - \lambda_a(X)}{\beta_a(X)^2} (f^*)''\left(\frac{Y - \lambda_a(X)}{\beta_a(X)}\right) \mid X=x, A=1\right] & -\mathbb{E}\left[\frac{1}{\beta_a(X)} (f^*)''\left(\frac{Y - \lambda_a(X)}{\beta_a(X)}\right) \mid X=x, A=1\right] \end{pmatrix} \\ (J_a^*(X))^{-1} &= \begin{pmatrix} -1 & 0 & 0 \\ 0 & \dots & \dots \\ 0 & \dots & \dots \end{pmatrix} \end{aligned}$$

By Definition 3 with $\alpha_a = (-1, 0, 0)$, $\nu_a = (R_a, \beta_a, \lambda_a)$, the pseudo-outcome is given by:

$$\psi^{CfRTE}(Z, e, R, \beta, \lambda) = R_1(X; \delta) - R_0(X; \delta) + \frac{A - e(X)}{e(X)(1 - e(X))} (m(Y, \beta_A, \lambda_A; \delta) - R_A(X; \delta))$$

We now apply Theorem 1. We first note that the binary matrices G and H are given by:

$$G = \begin{pmatrix} 1 & 0 & 0 \\ 0 & 1 & 1 \\ 0 & 1 & 1 \end{pmatrix}, \quad H = \begin{pmatrix} 0 & 0 & 0 \\ 0 & 1 & 1 \\ 0 & 1 & 1 \end{pmatrix}$$

Moreover, $\|\widehat{\alpha}_{a,i}^{(k)} - \alpha_{a,i}^*\| = 0$ since the $\alpha_{a,i}$'s are constants. Therefore, the cross-products $\|\widehat{\alpha}_{a,i}^{(k)} - \alpha_{a,i}^*\| \|\widehat{\nu}_{a,j}^{(k)} - \nu_{a,j}^*\|$ vanish. Furthermore, given H , the only surviving terms in the

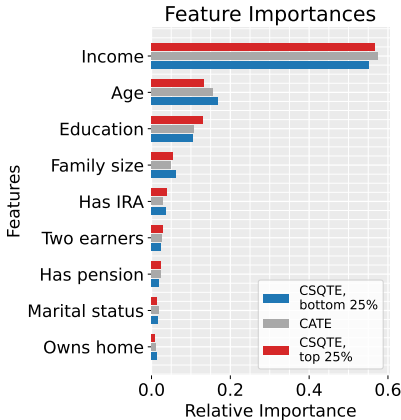


Figure 3: Feature importances given by the final stage algorithm for CSQTE on the bottom 25% financial asset holders, DR-Learner and CSQTE on the top 25% financial asset holders

cross-products $\|\widehat{\nu}_{a,i}^{(k)} - \nu_{a,i}^*\| \|\widehat{\nu}_{a,j}^{(k)} - \nu_{a,j}^*\|$ involve only β_a and λ_a . Thus, the oracle deviation is given by:

$$\delta \leq \sum_{k=1}^K \sum_{a=0}^1 \left(\|\widehat{R}_a^{(k)} - R_a^*\| \|\widehat{e}^{(k)} - e^*\| + \|\widehat{\beta}_a^{(k)} - \beta_a^*\|^2 + \|\widehat{\lambda}_a^{(k)} - \lambda_a^*\|^2 + \|\widehat{\beta}_a^{(k)} - \beta_a^*\| \|\widehat{\lambda}_a^{(k)} - \lambda_a^*\| \right)$$

□

C Additional Experimental Results

The replication code is distributed under an MIT license. The results in Section 8 were obtained using an Amazon Web Services instance with 32 vCPUs and 64 GiB of RAM.

C.1 401(k) Eligibility

We compare the feature importances given by the random forest final stage of the CSQTE estimators and the DR-Learner. Figure 3 shows that the features driving the treatment effects for the three estimators have the same importance profile across tasks. For example, income, age and education are the most important features when determining the conditional average treatment effect, as well as the conditional average effects in the left 25% tail and right 25% tail.

D Practical Considerations for and Limitations of CDTE Estimation

One of the limitations of our work is that the interpretation of our estimands as causal effects only hold when the unconfoundedness assumption holds. Whether it holds or does not, our

estimands are differences in distributional statistics between the distributions of $Y \mid X, A = 1$ and $Y \mid X, A = 0$. If it does hold, this coincides with the differences in distributional statistics between the distributions of $Y(1) \mid X$ and $Y(0) \mid X$. While unconfoundedness can usually be guaranteed in experiments barring any non-compliance, there is no way to test for it in observational data. Thus, the onus is on the researcher to determine whether unconfoundedness is plausible in their data and to interpret the estimands carefully.

Another possible concern in practice is the possibility for biased selection, where the sample may not be representative of the population of interest. To the extent that any unrepresentativeness is explained by X (known as, selection at random), the CDTEs given X will be unaffected. Therefore, we can alleviate this issue in the application of our method by learning CDTEs with a second-stage regression that is a universal approximator (like nonparametric regression, forests, or deep networks) so it learns the true CDTEs, thus adjusting for X fully. If there is unrepresentativeness not reflected in X (known as, selection *not* at random), then even the true CDTEs given $X = x$ only reflect effects on the data-generating subpopulation with $X = x$. This may be alleviated by considering richer X so as to minimize the discrepancy and/or by acknowledging possible biases. Finally, whether selection is at random or not, any best-in-class prediction guarantees (such as for simple second-stage regressions like OLS) only hold with respect to the data-generating population, and therefore “best-performance” may be unrepresentative of performance in the population of interest. If selection is at random, this is nonetheless easily fixable by reweighting.

Yet another practical concern is whether the outcome we observe truly reflects the appropriate notion of benefit/disbenefit. Otherwise, CDTEs similarly may not reflect the right risk measure, and our estimators could further propagate undesirable biases and choices encoded in the data [52].

Lastly, there may be issues of calibrating risk profiles to human preferences, so as to make CDTEs informative for decision making. In particular, there may be conflicting risk preferences between the decision making entity (*e.g.*, doctor, policymaker, product manager) and the individual (*e.g.*, patient, citizen, platform user). If the risk measure employed is in conflict with individual preferences, it is possible to have a negative impact on individuals from their own perspective. Nonetheless, using the outputs of our models using different risk measures on an individualized basis could potentially be used to make policy decisions for individuals based on their own risk preferences.