

Instability of oscillations in the Rosenzweig-MacArthur model of one consumer and two resources

Przemysław Gawroński¹, Alfio Borzi², and Krzysztof Kułakowski¹

¹Faculty of Physics and Applied Computer Science, AGH
University of Science and Technology, al. Mickiewicza 30, Kraków,
PL-30059, Poland

²Institut für Mathematik, Universität Würzburg,
Emil-Fischer-Strasse 30, Würzburg 97074, Germany

May 25, 2022

Abstract

The system of two resources R_1 , R_2 and one consumer C is investigated within the Rosenzweig-MacArthur model with Holling type II functional response. The rates β_i of consumption of resources $i = 1, 2$ are coupled by the condition $\beta_1 + \beta_2 = 1$. The dynamic switching is introduced by a maximization of C : $d\beta_1/dt = (1/\tau)dC/d\beta_1$, where the characteristic time τ is large but finite. The space of parameters where both resources coexist is explored numerically. The results indicate that oscillations of C and mutually synchronized R_i which appear at $\beta_i = 0.5$ are destabilized for β_i larger or smaller. Then, the system is driven to one of fixed points where either $\beta_1 > 0.5$ and $R_1 < R_2$ or the opposite. This behaviour is explained as an inability of the consumer to change the preferred resource, once it is chosen.

1 Introduction

The seminal papers by Lotka and Volterra [1, 2] initiated the research of modeling ecological processes [3, 4]. Apart from the original system of one prey and one predator, the case of two preys and one predator plays a particular role as it is relatively simple and therefore can be investigated analytically [5, 6, 7, 8, 9].

Here we are interested in the way how the predator (termed as consumer C hereafter) distributes the rates of consumption of the preys (termed as resources R_i , $i = 1, 2$ hereafter). If C and R_i change in time, this distribution can also

be time-dependent. In particular, these rates can be simply proportional to the amounts of resources R_i . For more complex cases, when this proportionality is absent, the term 'switching' has been coined [10].

In a series of papers [5, 11, 12] various mathematical expressions (logistic, exponential) have been applied to model an optimal switching of the distribution of the rates of consumption between two resources. There, the rate of consumption dC/dt has been maximized. This rate has been taken directly from the equation of motion. The optimization process has been applied immediately, i.e. each point of the trajectory has been optimized. In other words, the timescale of the optimization was assumed to be much shorter, than the timescale of the dynamics itself. On the other hand, the effect of delay of action of resources with respect to preys has been discussed in [13, 14]. There, the delay time was a fixed parameter.

Here we propose to use a direct and continuous drift of the rates as to increase C (and not dC/dt) during the time evolution. As we have no direct expression for $C(t)$, our task is numerical. Further, we do not assume an instant optimization. Instead, the process of maximization is running with a finite speed, which is proportional to a perceived gain of the consumer. Namely, the larger is the increase of C with the rate, the larger the speed is. Finally, the rates of the choice of this or that resource are coupled by the condition that the sum of these rates is constant. This condition can be understood as the limitation of time devoted to handling resources. Within this time, the consumer has a choice.

2 Model equations

Our starting point is the Rosenzweig-MacArthur set of equations [15] for two resources R_1 , R_2 and one consumer C

$$\frac{dC}{dt} = pC \frac{\beta_1 R_1 + \beta_2 R_2}{1 + b(\beta_1 R_1 + \beta_2 R_2)} - mC \quad (1)$$

$$\frac{dR_1}{dt} = R_1(1 - \alpha_{11}R_1 - \alpha_{12}R_2) - \frac{pR_1\beta_1 C}{1 + b(\beta_1 R_1 + \beta_2 R_2)} \quad (2)$$

$$\frac{dR_2}{dt} = R_2(1 - \alpha_{21}R_1 - \alpha_{22}R_2) - \frac{pR_2\beta_2 C}{1 + b(\beta_1 R_1 + \beta_2 R_2)} \quad (3)$$

Here β_i is the rate of taking advantage of resource R_i , and α_{ij} is the limitation of growth of resource R_i , imposed by resource R_j . Further, p is the attack rate of the consumer, b is the functional response term of the consumer, and m is the mortality rate of the consumer [15].

The setting (1-3) is supplemented here by two more equations. First is the condition, that the rate of consumption is limited; the consumer has to make a

choice between R_1 and R_2 , hence $\beta_2 = 1 - \beta_1$. The second equation

$$\frac{d\beta_1}{dt} = \frac{1}{\tau} \frac{dC}{d\beta_1} \quad (4)$$

is related to the decision of the consumer C . Namely, he intends to modify the coefficients β_i as to get the maximal value of C . The time evolution of the β 's is assumed to be slower than this of C and R_i , hence the time scale τ is longer than one. We note that with this method of optimization, the consumer can be stuck at a local maximum, which is not necessarily optimal.

3 Calculations

We would like to compute $\frac{dC}{d\beta_1}$. For this purpose, we make the following steps:

1) We write our set of equations for C and R_1, R_2 putting $\beta_2 = 1 - \beta_1$. We also change notation in this section, and write β instead of β_1 . We have

$$\frac{dC}{dt} = pC \frac{\beta R_1 + (1 - \beta) R_2}{1 + b(\beta R_1 + (1 - \beta) R_2)} - mC \quad (5)$$

$$\frac{dR_1}{dt} = R_1(1 - \alpha_{11}R_1 - \alpha_{12}R_2) - \frac{pR_1\beta C}{1 + b(\beta R_1 + (1 - \beta) R_2)} \quad (6)$$

$$\frac{dR_2}{dt} = R_2(1 - \alpha_{21}R_1 - \alpha_{22}R_2) - \frac{pR_2(1 - \beta) C}{1 + b(\beta R_1 + (1 - \beta) R_2)}. \quad (7)$$

For our discussion, we can introduce the vector function $\underline{y} = (C, R_1, R_2)$ and identify the system above with

$$\underline{y}'(t) = \underline{f}(\underline{y}, \beta), \quad \underline{y}(t_0) = \underline{y}_0; \quad (8)$$

we denote the solution to this Cauchy problem with $\underline{y}(t, t_0, \underline{y}_0, \beta)$; we omit the other parameters since they are fixed.

2) We recall a result concerning the dependence of the solution to (8) on β . It is show that the vector function $\frac{d}{d\beta}\underline{y}(t, t_0, \underline{y}_0, \beta)$ solves the following Cauchy problem [16]

$$\frac{d}{dt} \underline{z} = \partial_{\underline{y}} \underline{f}(\underline{y}, \beta) \underline{z} + \frac{d}{d\beta} \underline{f}(\underline{y}, \beta), \quad (9)$$

with the initial value $\underline{z}(t_0) = 0$. We denote with $\partial_{\underline{y}} \underline{f}(\underline{y}, \beta)$ the Jacobian of \underline{f} (the r.h.s. of (5) - (7)) with respect to $\underline{y} = (C, R_1, R_2)$.

Therefore we obtain $\frac{dC}{d\beta}(t) = z_1(t)$. Consequently, we obtain a differential equation for β :

$$\frac{d\beta}{dt} = \frac{1}{\tau} \frac{dC}{d\beta} = \frac{z_1}{\tau}. \quad (10)$$

Notice we have to compute seven variables $(C, R_1, R_2, z_1, z_2, z_3, \beta)$ by solving the coupled system (5), (6), (7), (9) and (10), with given initial conditions

$(C(t_0), R_1(t_0), R_2(t_0), \beta(t_0))$, and $z_j(t_0) = 0$, $j = 1, 2, 3$.

Two hints can be added to limit the space of parameters. First, in the lack of consumers (here: if $C = 0$) there is a non-zero fixed point:

$$R_1^* = \frac{\alpha_{22} - \alpha_{12}}{\alpha_{11}\alpha_{22} - \alpha_{12}\alpha_{21}} \quad (11)$$

$$R_2^* = \frac{\alpha_{11} - \alpha_{21}}{\alpha_{11}\alpha_{22} - \alpha_{12}\alpha_{21}} \quad (12)$$

To keep R_i^* positive, we should assume either diagonal elements α_{ij} larger than non-diagonal ones, or the opposite; our choice is the former. Second, for one pair 'consumer-resource', the stability of a limit cycle demands that $p - mb > 2(b + 1)/p$. As we are interested in limit cycles, we keep $p = 3.0$, $b = 2.0$ and $m < 0.5$, if not stated otherwise.

Equations (1-3) are solved with conventional Runge-Kutta 4 method. Equation (5) needs some care, because we have no analytical function $C(\beta)$. Therefore at each time step we calculate $C(\beta + \epsilon)$ and $C(\beta - \epsilon)$. Then the new value of β is

$$\beta(t + dt) = \beta(t) + \frac{C(\beta + \epsilon) - C(\beta - \epsilon)}{2\epsilon} \frac{dt}{\tau} \quad (13)$$

Typically, $\epsilon = 5 \times 10^{-6}$, if not stated otherwise. Also $m = 0.2$, $p = 3.0$, $b = 2.0$ $\alpha_{12} = \alpha_{21} = 0.65$, and $\alpha_{11} = \alpha_{22}$. In the next section we concentrate on the role of α_{ii} , τ and $\beta_1(t = 0)$.

4 Results

If, as noted above, the matrix α_{ij} is symmetric, the transformation $\beta_i \rightarrow \beta_{3-i}$ should not change the outcome; only the values of R_i are interchanged. As a consequence, at the point $\beta_i = 0.5$ the derivative $\delta C / \delta \beta_i = 0$, hence $d\beta_i / dt = 0$. There we observe oscillations of C and of $R_1 = R_2$; both resources perfectly synchronize and behave as one. The loop C vs R is shown in Fig. 1. This phase will be termed as phase A from now on.

A small shift, about 0.01, of the initial value of β_1 from the symmetric value 0.5 drives the system to a different state, which itself depends on τ . For values of $1/\tau$ small enough, the absolute value of the difference $|\beta_i - 0.5|$ increases to about 0.03 and remains there, with small periodic oscillations. The stationary behaviour of C and R_i , termed here as phase B, is shown in Fig. 2.

The necessary condition of the appearance of phase B is the stability of this phase for $1/\tau = 0$. In Fig. 3 we show the real parts of the eigenvalues of the related Jacobian in three-dimensional space C, R_1, R_2 . They appear to be negative in two narrow windows near $\beta_i = 0.465$ and 0.535 . Details on these fixed

points are given in the Appendix.

It is characteristic that for $\beta_1 > 0.5$, the resource R_1 is less than R_2 , and the opposite. This result indicates, that the consumer maintains her/his initial preference, imposed by the choice of the initial condition on β_i . This is so despite the fact, that the more exploited resource is less abundant. On the other hand, the variable C in phase B (about 0.71) is slightly larger than the time average of C in phase A (about 0.68).

The small oscillations of β_i in phase B, barely visible in Fig. 4 and expanded in Figs. 5a, 5b and 5c, are a consequence of finite τ , as their period is about to be doubled when τ increases five times. The behaviour is remarkable: β_1 increases linearly, then falls into oscillations, dropping down, then again increases and so on. This behaviour of β_i induces similar variations of C and R_i (Fig. 2). In Figs. 6a, 6b and 6c the dependences $C(\beta)$, $R_1(\beta)$ and $R_2(\beta)$ are shown, within the time range where the amplitudes of the oscillations are relatively large (as near the center of Fig. 5b). There we see the loops at each dimension.

For the parameter $1/\tau$ above some critical value $1/\tau^*$, the more exploited resource R_i entirely vanishes. Still, the consumer C maintains her/his initial preference; once $R_2 = 0$, β_1 decreases to about 0.15, and if $R_1 = 0$, β_1 increases to about 0.85. On the other hand, in both cases C increases to about 1.4. This phase is termed G from now on.

The critical values of $1/\tau^*$ at the boundary between the phases B and G are shown in Fig. 7, for different values of α_{ii} . Actually, the transition to phase G is caused by a collision of the trajectory $R_i(t)$ with the invariant manifold $R_i(t) = 0$. As shown in Figs. 8a and 8b, this collision can happen at a transient stage, and it is not easy to disentangle the deterministic character of this transition. Despite of this difficulty, the boundary between the phases is quite smooth.

Further, a difference of τ^* appears between the plots for $\beta_i = 0.5$ and for its other values. This difference can be attributed to stronger transient oscillations of R_i 's, observed for the state where $\beta_i = 0.5$.

If we start simulations from the state where $R_2 = 0$, obviously the symmetry of an interchange $\beta_1 - \beta_2$ is lost. In this case, the system is driven to the phase G for any initial value of β_1 , if only τ is finite. The case of infinite τ is an exception; there, the time evolution of β_i is blocked, and the problem is reduced to the standard case of one consumer and one resource [4].

5 Discussion

The phase A can be considered to be close to the limit $\tau \rightarrow \infty$, where the evolution of coefficients β_i can be neglected. The synchronization of R_1 and

R_2 , observed in this phase, effectively reduces the problem to the case of one consumer and one resource. As it was demonstrated in [4], the solution is a stable limit cycle. This means in particular, that the fixed point at $\beta_i = 0.5$ is unstable. The same cycle is observed in phase A, if the initial values of the rates β_i are equal to $1/2$. As the whole problem is symmetric with respect to an interchange of β_1 and β_2 , and $\beta_1 = 1 - \beta_2$, the derivative $dC/d\beta_i = 0$ at this point, and the time evolution of the coefficients β_i is blocked. In the phase B this symmetry is broken, as the coefficients β_i are different.

Some analogy can be drawn with the classical Landau theory of phase transitions [17]. There, suppose that $\Delta = \beta - 1/2$, and $C(\beta) = e\Delta^2 - f\Delta^4$ (with e, f - positive constants) plays the role of a negative potential which is maximized in a stationary state. Within this setting, $\Delta = 0$ is a meta-stable state A, at a local minimum of $C(\Delta)$. The phase B appears to be stable, with the non-zero value of Δ . However, this analogy remains incomplete, because actually the problem is 4-dimensional, with variables C, R_1, R_2 and β_1 . The fixed point at $\beta_1 = 0.5$ in the space (C, R_1, R_2) is unstable and a limit cycle appears there, in accordance with literature. Further, once the dynamics of β_1 is enabled, this limit cycle is unstable itself.

The dynamics of $\beta_i(t)$, shown in Figs. 5a, 5b and 5c indicates that the periodic trajectory contains a part wound onto a torus and a part where the time dependence is linear. This picture can be seen as a periodic orbit with two successive Hopf bifurcations [18], where the driving force along the orbit is due to finite speed $d\beta_i/dt$.

The phase G - a stable fixed point - appears for smaller values of the characteristic time τ . We observe that its stability is not a consequence of the time evolution of β_i , as this phase is stable also in the limit of τ infinite. The role of the evolution is to drive β_1 to a final value (from any one less than 0.5 to about 0.15), passing from the phase B to the phase G. We add that for τ infinite, $R_2 = 0$ and β_1 larger than some critical value (about 0.62 for $\alpha_{11} = 0.95$, other parameters as above) the fixed point of the phase G is unstable and periodic oscillations of C and R_1 are restored.

Summarizing the results, in the presence of the evolution of the coefficients β_i the relatively large oscillations of the variables C and R_i in the phase A appear to be unstable, and they persist only at $\beta_i = 0.5$. The finite speed $1/\tau$ is supposed to drive the system to larger value of C . However this evolution keeps the system at the smaller R_i , leaving less exploited the resource which is more abundant. The difference between the resources R_i is caused just by the difference of their exploitation, measured by the coefficients β_i . As the manifold $\beta_i = 0.5$ is invariant, the consumer is not able to switch to the larger resource. For even shorter time τ , the system is driven from the phase B to a stable fixed point in the phase G, where one of the resources R_i vanishes.

6 Appendix: the fixed points for $\tau = \infty$

For non-zero values of C , R_1 , R_2 , and for $\beta_2 = 1 - \beta_1$ independent on time, the equations for the fixed point are as follows:

$$\begin{aligned}\alpha_{11}R_1 + \alpha_{12}R_2 + \phi\beta_1C &= 1 \\ \alpha_{21}R_1 + \alpha_{22}R_2 + \phi\beta_2C &= 1 \\ \beta_1R_1 + \beta_2R_2 &= w\end{aligned}$$

where $\phi = (p - mb)/r$, and $w = m/(p - mb)$. The related determinants are

$$\begin{aligned}D &= \phi[(\alpha_{21} + \alpha_{12})\beta_1\beta_2 - \alpha_{22}\beta_1^2 - \alpha_{11}\beta_2^2] \\ D_1 &= \phi(\beta_1\beta_2 + w\alpha_{12}\beta_2 - w\alpha_{22}\beta_1 - \beta_2^2) \\ D_2 &= \phi(\beta_1\beta_2 + w\alpha_{21}\beta_1 - w\alpha_{11}\beta_2 - \beta_1^2) \\ D_3 &= w(\alpha_{11}\alpha_{22} - \alpha_{12}\alpha_{21}) + \beta_1(\alpha_{12} - \alpha_{22}) + \beta_2(\alpha_{21} - \alpha_{11})\end{aligned}$$

and the solution is $R_1 = D_1/D$, $R_2 = D_2/D$, and $C = D_3/D$. Analysis of signs of the eigenvalues of the Jacobian indicates, that this fixed point is unstable in the whole range of β_1 , except two narrow bands near $\beta_i = 0.47$ and 0.53 . These bands are shown in Fig. 3. This indicates, that the phase B is stable also for $1/\tau = 0$.

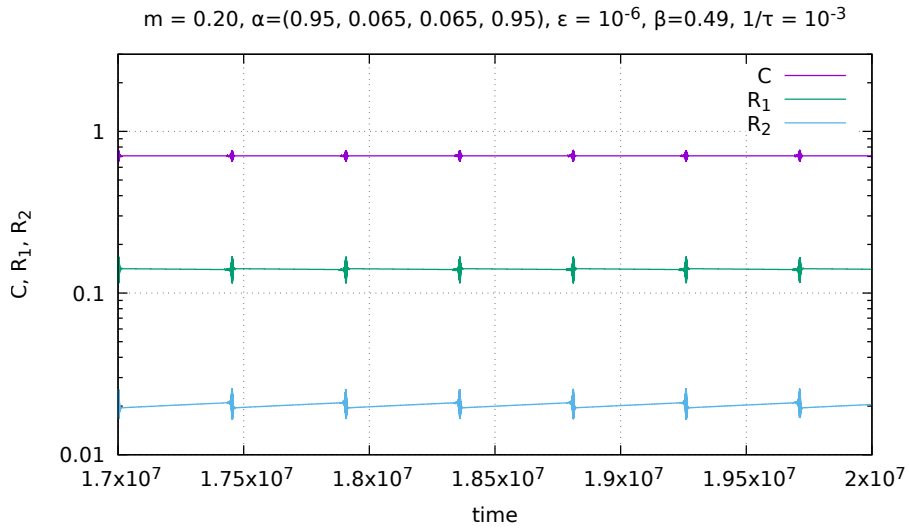
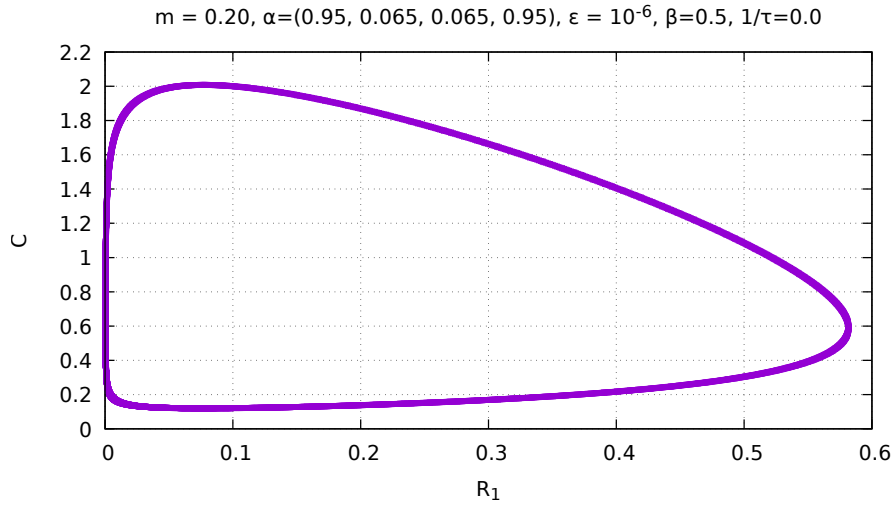
There are also two other fixed points, one with $R_1 = 0$ and another with $R_2 = 0$. For the latter, $R_1 = m/(\beta_1(p - mb))$, and $C = r(1 - \alpha_{11}R_1)(1 + b\beta_1R_1)/(p\beta_1)$. Here the analysis of the eigenvalues of the Jacobian shows that a stable area for $R_2 = 0$ appears in the range approximately $0.08 < \beta_1 < 0.46$, both for $\alpha_{11} = 0.85$ and 0.95 .

The results for infinite τ indicate that the fixed points are not isolated, but form a kind of bands. When for finite τ the evolution of β_i is enabled, small variations of the related variables are observed in phase B, whereas in phase G the solution is a stable fixed point.

References

- [1] A. J. Lotka, Elements of Physical Biology, Williams and Wilkins, 1925.
- [2] V. Volterra, Variazioni e fluttuazioni del numero d'individui in specie animali conviventi, Mem. Acad. Lincei Roma. 2 (1926) 31–113.
- [3] From Energetics to Ecosystems: The Dynamics and Structure of Ecological Systems, edited by N. Rooney, K. S. McCann and D. L. G. Noakes, Springer, Dordrecht 2007.
- [4] M. Iannelli and A. Pugliese, An Introduction to Mathematical Population Dynamics: Along the trail of Volterra and Lotka, Springer 2014.

- [5] V. Krivan, Optimal foraging and predator-prey dynamics, *Theoretical Population Biology*, 49 (1996) 265-290.
- [6] E. Sanchez-Palencia and J.-P. Francoise, Topological remarks and new examples of persistence of diversity in biological dynamics, *Discrete and Continuous Dynamical Systems Series* 12/6 (2019) 1775-1789.
- [7] D. Savitri, A. Suryanto, W. M. Kusumawinahyu and Abadi, Dynamics of two preys — one predator system with competition between preys, *J. Phys. Conf. Series*, 1562 (2020) 012010.
- [8] K. Manna, V. Volpert and M. Banerjee, Dynamics of a diffusive two-prey-one-predator model with nonlocal intra-specific competition for both the prey species, *Mathematics*, 8 (2020) 101.
- [9] A. Yamauchi, Y. Ikegawa, T. Ohgushi and T. Namba, Density regulation of co-occurring herbivores via two indirect effects mediated by biomass and non-specific induced plant defenses, *Theoretical Ecology* 14, (2021) 41-55.
- [10] M. Koen-Alonso, A process-oriented approach to the multispecies functional response, in [3], pp. 1-36.
- [11] V. Krivan and A. Sikder, Optimal foraging and predator-prey dynamics II, *Theoretical Population Biology*, 55 (1999) 111-126.
- [12] V. Krivan and J. Eisner, Optimal foraging and predator-prey dynamics III, *Theoretical Population Biology*, 63 (2003) 269-279.
- [13] B. Barman and B. Ghosh, Dynamics of a spatially coupled model with delayed prey dispersal, *International Journal of Modelling and Simulation*, 2021 (doi:10.1080/02286203.2021.1926048)
- [14] B. Barman and B. Ghosh, Role of time delay and harvesting in some predator-prey communities with different functional responses and intra-species competition, *International Journal of Modelling and Simulation*, 2021 (<https://doi.org/10.1080/02286203.2021.1983747>)
- [15] Z. Hajian-Forooshani and J. Vandermeer, Viewing communities as coupled oscillators: elementary forms from Lotka and Volterra to Kuramoto, *Theoretical Ecology* 14(12) (2021).
- [16] E. A. Coddington and N. Levinson, *Theory of Ordinary Differential Equations*, McGraw-Hill, 1955.
- [17] W. Nolting, *Theoretical Physics 8: Statistical Physics*, Springer, Cham 2018, p. 308.
- [18] J. Claus, M. Ptashnyk, A. Bohmann and A. Chavarria-Krauser, Global Hopf bifurcation in the ZIP regulatory system, *J. Math. Biol.* 71 (2015) 795.



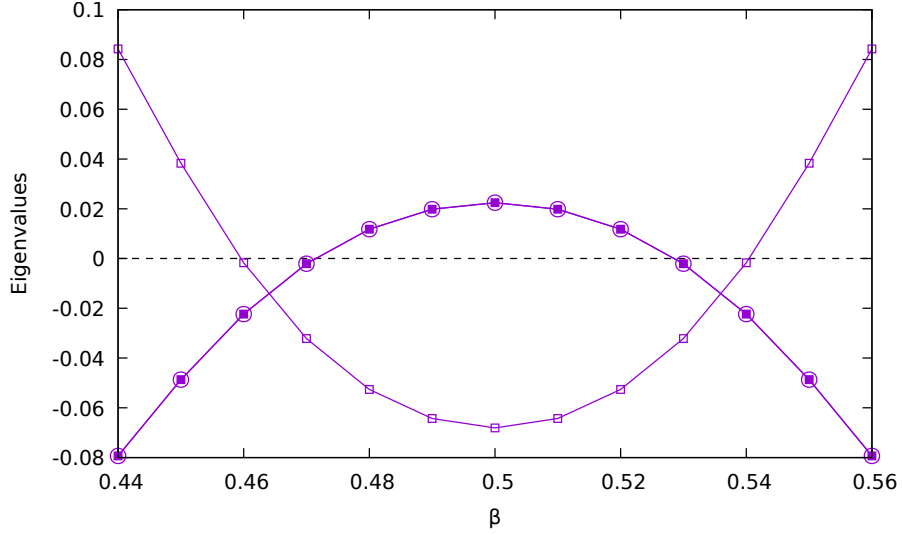


Figure 3: The real parts of three eigenvalues of the Jacobian for $\tau = \infty$. The concave curve is doubly degenerated. Two stable areas are visible near $\beta_i = 0.465$ and 0.535

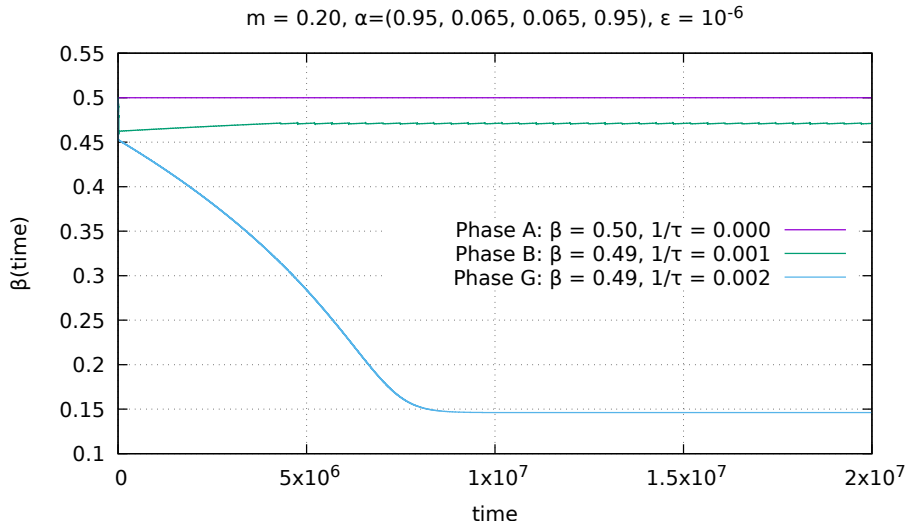
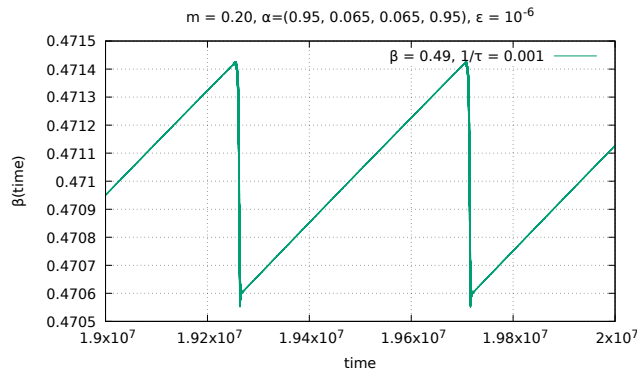
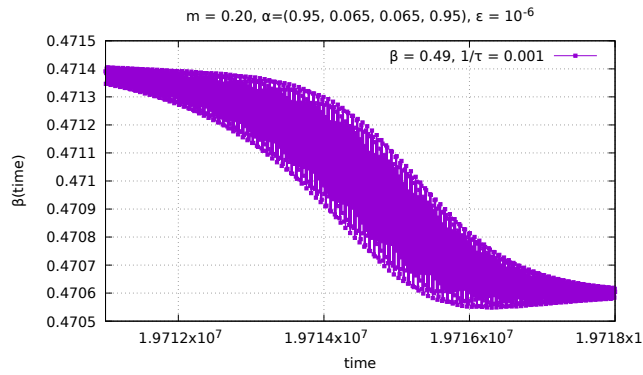


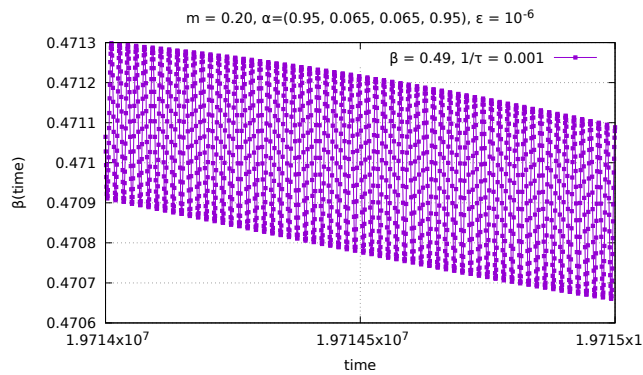
Figure 4: $\beta(t)$ in three phases: A, B and G, from top to bottom.



(a) $\beta(t)$ in phase B.

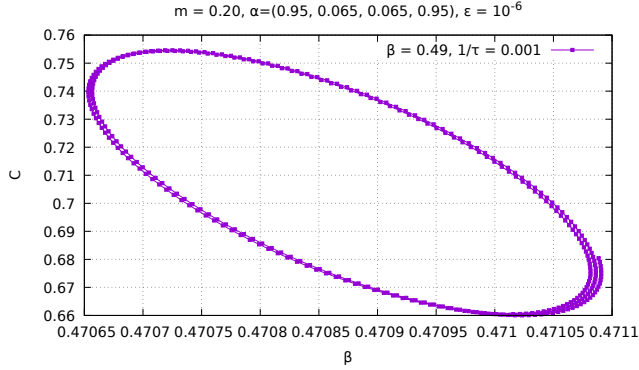


(b) Larger zoom on $\beta(t)$ in phase B.

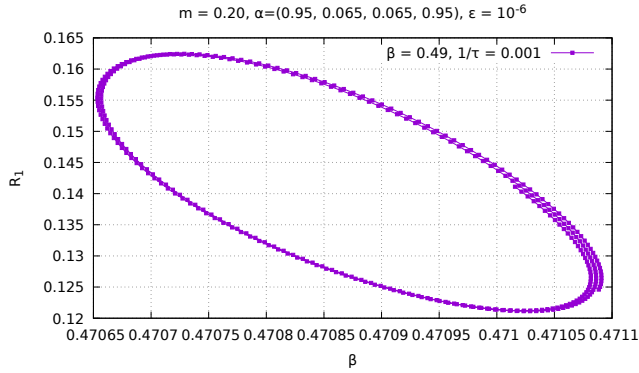


(c) Even larger zoom on the falling part of $\beta(t)$ in phase B.

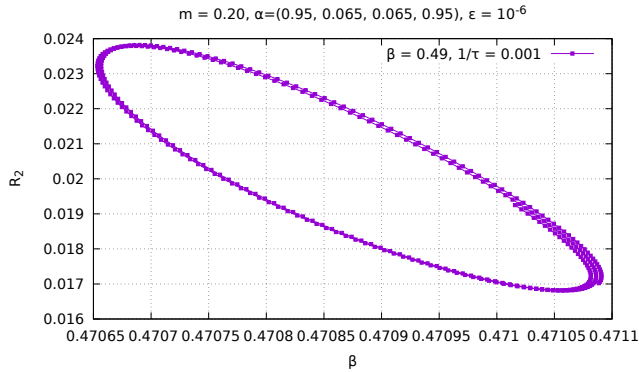
Figure 5: Time dependence of β_1 .



(a) C vs. β in phase B.



(b) R_1 vs. β in phase B.



(c) R_2 vs. β in phase B.

Figure 6: The dependencies of C , R_1 , R_2 on β_1 in phase B during the oscillating phase. The time window is taken from the center of Fig.5c.

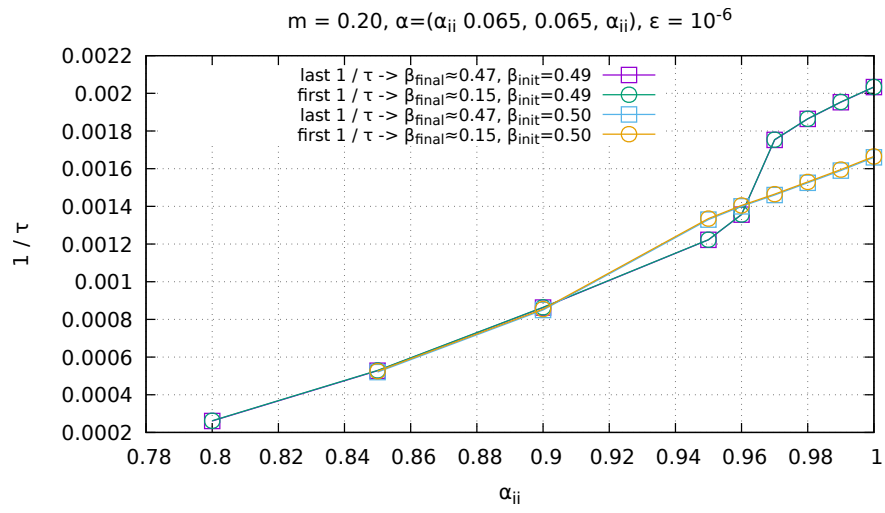
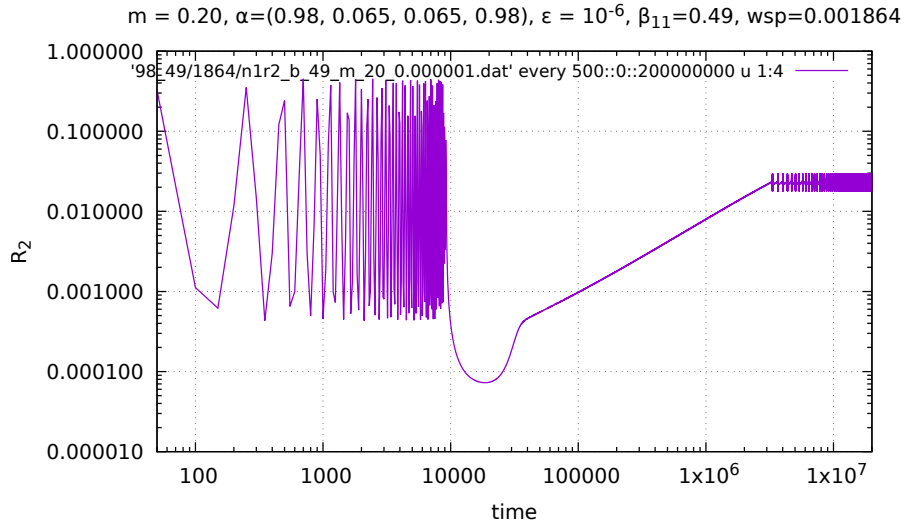
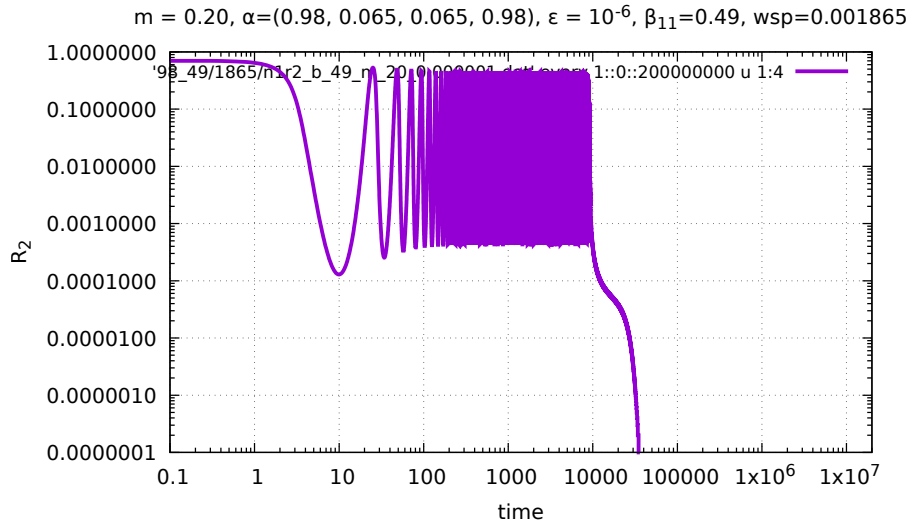


Figure 7: The boundary between phases B and G, with G above the plot.



(a) $R_2(t)$ near the transition - the system remains in phase B



(b) $R_2(t)$ near the transition - the system switches to phase G

Figure 8: Two trajectories $R_2(t)$ at the boundary between phases B and G.