
ORIGINAL ARTICLE

Journal Section

Hamilton's Principle with Phase Changes and Conservation Principles for Moist Potential Vorticity

Parvathi Kooloth^{1*} | Leslie M. Smith^{1,2} | Samuel N. Stechmann^{1,3}

¹Department of Mathematics, University of Wisconsin–Madison, Madison, WI, 53706, USA

²Department of Engineering Physics, University of Wisconsin–Madison, Madison, WI, 53706, USA

³Department of Atmospheric and Oceanic Sciences, University of Wisconsin–Madison, Madison, WI, 53706, USA

Correspondence

Parvathi Kooloth, Department of Mathematics, University of Wisconsin Madison, Madison, WI, 53706, USA
Email: parvathi.kooloth@wisc.edu

Funding information

US National Science Foundation, Division of Mathematical Sciences, Grant/Award Number: DMS-1907667

Submitted on March 12, 2022

Many definitions of moist potential vorticity (PV) have been proposed to extend the dry theory of Ertel PV. None of the moist PV definitions seem to have all of the desirable properties of the dry Ertel PV. For instance, dry PV is not only a globally conserved quantity, but also a material invariant that is conserved along fluid parcel trajectories. Therefore, an open question remains: is there a moist PV that is a material invariant, if clouds and phase changes of water are present? In prior studies, definitions of moist PV have been proposed based on physical and mathematical intuition. Here, a systematic approach is used. In particular, a particle relabeling symmetry is devised for a moist atmosphere and then Noether's theorem is employed to arrive at the associated conservation laws for moist PV. A priori, it is not clear whether this systematic approach will be viable, since it relies on variational derivatives in Hamilton's principle, and phase changes introduce singularities that could potentially prevent derivatives at cloud edge. However, it is shown that the energy and the Lagrangian density are sufficiently smooth to allow variational derivatives, in a moist Boussinesq system with reversible phase transitions between water vapor and liquid cloud water. From the particle relabeling symmetry, a moist Kelvin circulation theorem is found,

along with a moist PV conservation law that applies not for each individual parcel but for parcel-integrated PV, integrated over certain local volumes.

KEYWORDS

moist atmospheric flows, clouds, Hamiltonian formulation, particle relabeling symmetry, Kelvin's circulation theorem, Ertel potential vorticity

1 | INTRODUCTION

Potential vorticity (PV) is one of the fundamental conserved quantities of geophysical fluid dynamics. Conservation of PV was recognized long ago by Rossby (1939) and Ertel (1942). One important property of PV is that it is a material invariant, meaning that it is conserved along fluid particle trajectories; this allows it to function as a tracer of fluid particles. This material invariance property is exploited in isentropic PV maps which have been used extensively as an operational diagnostic tool in the development of mid-latitude synoptic weather systems (Hoskins et al., 1985; Hoskins and Berrisford, 1988; Hoskins, 1991; Thorpe, 1985). Another important property is its invertibility: the instantaneous global distribution of PV with appropriate boundary conditions can be used to recover the balanced parts of the wind and temperature fields.

While the concept of PV is well-established for a dry atmosphere, the concept of PV is less clear for a moist atmosphere with clouds, phase changes, and latent heating. Several definitions of moist PV have been proposed, but a moist counterpart that retains all of the desirable properties of dry PV has been elusive. For example, one moist PV definition (here called PV_v) is defined in terms of the virtual potential temperature θ_v , and it was shown to possess an invertibility principle which produces certain velocity and temperature fields (Schubert et al., 2001). However, Wetzel et al. (2020) have shown that PV_v is not balanced and therefore does not recover the balanced velocity and temperature fields. Although PV_v is not balanced, it is a conserved quantity in unsaturated regions and therefore can be used to monitor and diagnose latent heating in the atmosphere (Davis and Emanuel, 1991; Lackmann, 2002; Gao et al., 2004; Brennan and Lackmann, 2005; Martin, 2013; Brennan et al., 2008; Lackmann, 2011; Madonna et al., 2014; Büeler and Pfahl, 2017). Another widely used PV (here called PV_e) is based on the equivalent potential temperature θ_e (Bennetts and Hoskins, 1979; Emanuel, 1979). One criticism of PV_e is that it fails to possess an invertibility principle in the presence of phase changes (Schubert et al., 2001; Cao and Cho, 1995). However, taking advantage of one or more additional balanced quantities M involving water, extended PV - M inversion can indeed be used to solve for the balanced moist flow using PV_e (Smith and Stechmann, 2017; Wetzel et al., 2019, 2020). As a general principle, for a moist system, a single moist PV variable by itself is not sufficient information to find the balanced flow components, and additional moisture variables (M) need to be retained (Smith and Stechmann, 2017).

Furthermore, the moist PV quantities that have been proposed are lacking the fundamental conservation property of dry PV: conservation along fluid parcel trajectories. Some moist PV quantities are conserved in one phase—either inside a cloud or outside a cloud—but none are conserved along fluid parcel trajectories in the presence of clouds and phase changes. Hence, there remains an open question: For a moist system with clouds and phase changes, is there a moist PV quantity that is a material invariant?

While past definitions of moist PV have been proposed based on physical and mathematical intuition, there is in fact a systematic approach to identifying conservation principles. In Hamiltonian mechanics and Lagrangian mechan-

ics, conservation principles are related to symmetries in the action, via Noether's theorem (Noether, 1918; Hill, 1951; Olver, 2000). Therefore, as a systematic route to identifying a moist PV conservation law, one can first write the moist atmospheric equations in a Hamiltonian or Lagrangian formulation, and then look for symmetries in the action or the Lagrangian density.

The goal of the present paper is to take the systematic approach described above. To first define a Hamiltonian or Lagrangian formulation, we use the piecewise-quadratic energy that was recently identified for the moist Boussinesq equations with phase changes (Marsico et al., 2019). As the symmetry of interest for moist PV, we will seek a moist analog of the symmetry associated with dry PV conservation: particle relabeling symmetry (Bretherton, 1970; Ripa, 1981; Salmon, 1988; Shepherd, 1990; Müller, 1995).

The present paper is another contribution of the use of the Lagrangian or Hamiltonian formulation for geophysical fluid dynamics. For example, in other applications, by attaching additional constraints to the Lagrangian/Hamiltonian, the Lagrangian/Hamiltonian formulation provides a systematic way of deriving approximate dynamical equations that retain analogs of exact conservation laws (Salmon, 1998; Holm et al., 1998; Cotter and Holm, 2014). Well-known examples of such approximate models are the quasi-geostrophic, shallow water, KdV and Green-Naghdi equations (see Salmon, 1988, and references therein). Additionally, the Hamiltonian formulation is useful in nonlinear stability theory (Salmon, 1988). Other applications include data assimilation (Cotter, 2013; Hastermann et al., 2021), statistical analysis (Abramov et al., 2003; Majda et al., 2019; Moore et al., 2020) and stochastic partial differential equations (SPDEs) for fluid dynamics from a stochastic variational principle (SVP) (Holm, 2015). It has also been used in the development of numerical methods (Pavlov et al., 2011).

In Section 2, we provide background about the governing moist Boussinesq equations and their conservation of energy principle. Next in Section 3, we show that the energy is differentiable, allowing for a formulation of the dynamics from the perspective of Lagrangian mechanics. We further demonstrate that Hamilton's principle leads to Euler-Lagrange equations that are equivalent to the original equations. Section 4 explains how to adapt particle-relabeling symmetry to the moist system with phase changes, and thereby derive moist analogues of Kelvin's circulation theorem and conservation of potential vorticity. Conclusions are given in Section 5.

2 | BACKGROUND

As background, we describe the model equations in section 2.1 and the conserved energy in section 2.2. The energy will be used later to suggest the form of a Hamiltonian and a Lagrangian.

2.1 | Governing Equations

We start by presenting the model equations, which are moist Boussinesq equations with phase changes. This type of model has been used for many purposes and with varying degree of idealization (e.g., Kuo, 1961; Sommeria, 1976; Bretherton, 1987; Cuijpers and Duynkerke, 1993; Spysma et al., 2006; Pauluis and Schumacher, 2010; Marsico et al., 2019; Zhang et al., 2021a,b). While a Boussinesq framework is used here, one would suspect that similar results could be obtained for an anelastic or compressible system, although such cases are beyond the scope of the present paper. A Boussinesq framework is used here instead of an anelastic or compressible framework because it allows for some calculations to be in simpler form and because it allows use of an energy function (section 2.2) that has a simple piecewise quadratic form (Marsico et al., 2019).

When the two thermodynamic variables are chosen to be θ_e and q_t , the equations take the form

$$\frac{D\vec{u}}{Dt} = -\nabla\phi + b\hat{k}, \quad (1)$$

$$\frac{D\theta_e}{Dt} + \frac{d\bar{\theta}_e}{dz}w = 0, \quad (2)$$

$$\frac{Dq_t}{Dt} + \frac{d\bar{q}_t}{dz}w = 0, \quad (3)$$

$$\nabla \cdot \vec{u} = 0, \quad (4)$$

where $\vec{x} = (x, y, z)$ is the position vector, \hat{k} is the unit vector in the z -direction, $\vec{u} = (u, v, w)$ is the velocity vector, $D/Dt = \partial/\partial t + \vec{u} \cdot \nabla$ is the material derivative, $\phi = p'/\rho_0$, p' is the pressure anomaly, ρ_0 is a constant background density, θ_e is the equivalent potential temperature anomaly, and q_t is the anomalous total water mixing ratio. Every thermodynamic variable considered here has been decomposed into a background function of height z and an anomalous part. For example, $\theta_e^{tot} = \bar{\theta}_e(z) + \theta_e(\vec{x}, t)$ and $q_t^{tot} = \bar{q}_t(z) + q_t(\vec{x}, t)$. The background vertical gradients, $d\bar{\theta}_e/dz$ and $d\bar{q}_t/dz$, will be assumed to be constants, in analogy with a common setup of the Boussinesq equations in the dry case (e.g., Majda, 2003).

The buoyancy b is influenced by phase changes of water, and b can be expressed as a function of θ_e , q_t and z . To do this, one can start from a definition of

$$b = g \left(\frac{\theta}{\theta_0} + R_{vd}q_v - q_l \right), \quad (5)$$

where $\theta_0 \approx 300$ K is the constant background potential temperature, $g \approx 9.8$ m s⁻² is the acceleration due to gravity and $R_{vd} = (R_v/R_d) - 1 \approx 0.61$, where R_d is the gas constant for dry air and R_v is the gas constant for water vapor. The three variables in this buoyancy expression are potential temperature θ , water vapor mixing ratio q_v , and liquid water mixing ratio q_l , and they can be related to q_t and θ_e as described below.

The set of variables (θ, q_v, q_l) can be related to the set of variables (θ_e, q_t) in the following way. The total water q_t is defined as the sum of water vapor q_v and liquid water q_l :

$$q_t = q_v + q_l. \quad (6)$$

The second variable, equivalent potential temperature θ_e , is defined here in linearized form as

$$\theta_e = \theta + \frac{L_v}{c_p}q_v, \quad (7)$$

where the latent heat is a constant with value $L_v \approx 2.5 \times 10^6$ J kg⁻¹ and specific heat is a constant with value $c_p \approx 10^3$ J kg⁻¹ K⁻¹. From these definitions in (6) and (7), one can find the variables (θ_e, q_t) if given the variables (θ, q_v, q_l) .

For the opposite direction, if given q_t , one can partition it into its vapor (q_v) and liquid (q_l) components by using the saturation mixing ratio q_{vs} , which acts as a threshold. The saturation mixing ratio will be assumed to be a function of only z by making the assumption that T^{tot} and p^{tot} are close to the background states $\bar{p}(z)$ and $\bar{T}(z)$, which in turn depend only on the height, in which case $q_{vs}^{tot}(T^{tot}, p^{tot}) \approx q_{vs}^{tot}(\bar{T}(z), \bar{p}(z))$ (see, e.g., the appendix of Hernandez-Duenas et al., 2013). Two cases are possible, depending on whether q_t is below the threshold ($q_t < q_{vs}$) or above the threshold ($q_t > q_{vs}$). If q_t is below the threshold ($q_t < q_{vs}$), then no liquid water is present (i.e., $q_l = 0$), and the water is all in the form of vapor: $q_t = q_v$. On the other hand, if q_t is above the threshold ($q_t > q_{vs}$), then the water vapor

is at its saturation value (i.e., $q_v = q_{vs}$), and the remaining water is liquid water: $q_l = q_t - q_{vs}$. To encompass both of these cases in a unified way, the formulas for q_v and q_l can be written as

$$q_v = \min(q_t, q_{vs}), \quad (8)$$

$$q_l = \max(0, q_t - q_{vs}). \quad (9)$$

The two cases will be called the unsaturated phase (if $q_v < q_{vs}$) and the saturated phase (if $q_v = q_{vs}$).

If θ_e and q_t are both given, then one can also see that

$$\theta = \theta_e - \frac{L_v}{c_p} \min(q_t, q_{vs}). \quad (10)$$

This expression follows from (7) and (8). Together, the three expressions (8), (9), and (10) give a specification of the variables (θ, q_v, q_l) if given the variables (θ_e, q_t).

Note that many of the expressions above have been written in terms of anomalies, such as θ_e , rather than the total expressions, such as $\theta_e^{tot} = \bar{\theta}_e(z) + \theta_e(\bar{x}, t)$, which include background states. In particular, notice that the fundamental condition for saturation should be $q_t^{tot} = q_{vs}^{tot}$. Nevertheless, one can choose the background state to be unsaturated with $\bar{q}_t(z) = \bar{q}_v(z)$, and one can also break q_{vs}^{tot} into background and anomaly as $q_{vs}^{tot} = \bar{q}_{vs} + q_{vs}$, with the choice of $\bar{q}_{vs}(z) = \bar{q}_v(z)$. With these choices of $\bar{q}_t(z) = \bar{q}_v(z) = \bar{q}_{vs}(z)$, it follows that the saturation condition $q_t^{tot} = q_{vs}^{tot}$ can be written in terms of anomalies in a simple way, as $q_t = q_{vs}$.

It is convenient to rewrite these equations by replacing the thermodynamic variables, θ_e and q_t , with the unsaturated and saturated buoyancy variables, b_u and b_s . The variables b_u and b_s are defined so that the buoyancy b can be written simply as

$$b = b_u H_u + b_s H_s, \quad (11)$$

where H_u and H_s are Heaviside functions that are indicators of the unsaturated and saturated regions, respectively:

$$H_u = \begin{cases} 1 & \text{if } q_t < q_{vs}(z) \\ 0 & \text{if } q_t \geq q_{vs}(z), \end{cases} \quad H_s = 1 - H_u. \quad (12)$$

To define b_u and b_s , the buoyancy definition in (5) is rewritten in terms of equivalent potential temperature θ_e , total water q_t , and prescribed saturation mixing ratio q_{vs} , using (6)–(10), which yields

$$b_u = g \left(\frac{\theta_e}{\theta_0} + \left(R_{vd} - \frac{L_v}{c_p \theta_0} \right) q_t \right), \quad (13)$$

$$b_s = g \left(\frac{\theta_e}{\theta_0} + \left(R_{vd} - \frac{L_v}{c_p \theta_0} + 1 \right) q_{vs} - q_t \right). \quad (14)$$

These types of unsaturated and saturated buoyancy variables have also been used in other work on moist convection (e.g., Kuo, 1961; Bretherton, 1987; Pauluis and Schumacher, 2010; Smith and Stechmann, 2017) and are sometimes called the dry and moist buoyancy variables. Notice that $b = b_u$ in unsaturated regions, and $b = b_s$ in saturated regions, but the variables b_u and b_s are defined and exist everywhere, since they are defined as functions of θ_e, q_t , and q_{vs} .

The governing equations in terms of b_u and b_s are

$$\frac{D\vec{u}}{Dt} = -\nabla\phi + (b_u H_u + b_s H_s)\hat{k} \quad (15)$$

$$\frac{Db_u}{Dt} + N_u^2 w = 0 \quad (16)$$

$$\frac{Db_s}{Dt} + N_s^2 w = 0, \quad (17)$$

$$\nabla \cdot \vec{u} = 0, \quad (18)$$

where the unsaturated and saturated buoyancy frequencies, N_u^2 and N_s^2 , are constants given by

$$N_u^2 = g \frac{d}{dz} \left(\frac{\bar{\theta}_e}{\theta_0} + \left(R_{vd} - \frac{L_v}{c_p \theta_0} \right) \bar{q}_t \right), \quad (19)$$

$$N_s^2 = g \frac{d}{dz} \left(\frac{\bar{\theta}_e}{\theta_0} - \left(R_{vd} - \frac{L_v}{c_p \theta_0} \right) q_{vs}(z) - \bar{q}_t \right). \quad (20)$$

The evolution equations for b_u and b_s in (16)–(17) follow from the evolution equations for θ_e and q_t in (2)–(3), using the definitions of b_u and b_s in (13)–(14); and the definitions of N_u^2 and N_s^2 in (19)–(20) also follow from this derivation. Finally, the indicator functions (12) can be written as

$$H_u = \begin{cases} 1 & \text{if } b_u > b_s \\ 0 & \text{if } b_u \leq b_s, \end{cases} \quad H_s = 1 - H_u. \quad (21)$$

With this reformulation of the equations in terms of buoyancy variables, many aspects of the subsequent discussion will be simplified.

2.2 | Piecewise Quadratic Energy

In subsequent sections, to explore a possible particle-relabeling symmetry of the Lagrangian, it will first be necessary to define a suitable Lagrangian functional. To help motivate the form of a Lagrangian functional for the model in (1)–(4), we now describe an energy function that was recently derived (Marsico et al., 2019).

The model in (1)–(4) or (15)–(18) has an associated energy that is given by

$$E = \mathcal{K} + \mathcal{V} = \frac{1}{2} \vec{u} \cdot \vec{u} + \frac{1}{2} \frac{b_u^2}{N_u^2} H_u + \frac{1}{2} \frac{b_s^2}{N_s^2} H_s + \frac{1}{2} \frac{N_u^2 N_s^2}{N_u^2 - N_s^2} M^2 H_u \quad (22)$$

and evolves according to

$$\frac{\partial E}{\partial t} + \nabla \cdot [\vec{u}(E + \phi)] = 0, \quad (23)$$

so that the domain-integrated energy is conserved (Marsico et al., 2019). In the energy definition in (22), the first term is the kinetic energy \mathcal{K} , and the latter three terms are the potential energy \mathcal{V} . The b_u^2 and b_s^2 terms are the buoyant potential energy terms in the unsaturated and saturated phases, respectively. The new variable M that appears in the

potential energy is actually related to b_u and b_s via

$$M = \frac{b_u}{N_u^2} - \frac{b_s}{N_s^2}, \quad (24)$$

and it is a material invariant—i.e.,

$$\frac{DM}{Dt} = 0, \quad (25)$$

which can be seen from (16), (17), and (24). This variable M is associated with the additional eigenmode that is present in moist systems as opposed to dry systems (Hernandez-Duenas et al., 2015; Smith and Stechmann, 2017). The M^2 term in the potential energy in (22) is a moist energy term that accounts for the latent heat released during change of phase. Notice that each potential energy term is multiplied by either H_u or H_s , so the form of the potential energy will be different in different phases. In this way, the energy in (22) is piecewise quadratic, as opposed to the quadratic energy that arises in the dry case.

Since the energy in (22) is piecewise-quadratic, it is positive if the coefficients N_u^2 , N_s^2 , and $N_u^2 - N_s^2$ are positive. Each of N_u^2 and N_s^2 will be positive if the fluid is stably stratified in the dry and moist sense, according to (19)–(20). For simpler expressions of N_u^2 and N_s^2 , approximate forms of (19)–(20) are

$$N_u^2 \approx \frac{g}{\theta_0} \frac{d\bar{\theta}}{dz}, \quad N_s^2 \approx \frac{g}{\theta_0} \frac{d\bar{\theta}_e}{dz}, \quad (26)$$

which indicate that N_u^2 and N_s^2 will be positive if the background vertical gradients of θ and θ_e are positive. In this case, the difference $N_u^2 - N_s^2$ will be positive if $d\bar{q}_v/dz$ is negative, as can be seen from (7) and (26).

While the energy in (22) is piecewise-defined in terms of Heaviside functions, it was shown by Marsico et al. (2019) that the energy is continuous across phase boundaries. In other words, the potential energy in the unsaturated phase,

$$\frac{1}{2} \frac{b_u^2}{N_u^2} + \frac{1}{2} \frac{N_u^2 N_s^2}{N_u^2 - N_s^2} M^2, \quad (27)$$

and the potential energy in the saturated phase,

$$\frac{1}{2} \frac{b_s^2}{N_s^2}, \quad (28)$$

will be equal at the phase interface. To see this, recall from (21) that the phase interface can be defined as locations where $b_u = b_s$. Consequently, at the phase interface, one can rewrite the potential energy from the unsaturated phase

as

$$\frac{1}{2} \frac{b_u^2}{N_u^2} + \frac{1}{2} \frac{N_u^2 N_s^2}{N_u^2 - N_s^2} M^2 = \frac{1}{2} \frac{b_u^2}{N_u^2} + \frac{1}{2} \frac{N_u^2 N_s^2}{N_u^2 - N_s^2} \left(\frac{b_u}{N_u^2} - \frac{b_s}{N_s^2} \right)^2 \quad (29)$$

$$= \frac{1}{2} \frac{b_u^2}{N_u^2} + \frac{1}{2} \frac{N_u^2 N_s^2}{N_u^2 - N_s^2} \left(\frac{b_u^2}{N_u^4} - \frac{2b_u b_s}{N_u^2 N_s^2} + \frac{b_s^2}{N_s^4} \right) \quad (30)$$

$$= \frac{1}{2} \frac{b_s^2}{N_u^2} + \frac{1}{2} \frac{N_u^2 N_s^2}{N_u^2 - N_s^2} \left(\frac{b_s^2}{N_u^4} - \frac{2b_s^2}{N_u^2 N_s^2} + \frac{b_s^2}{N_s^4} \right) \quad (31)$$

$$= \frac{1}{2} \frac{b_s^2}{N_s^2}, \quad (32)$$

so that (27) and (28) are equal at the phase interface, where the definition of M from (24) was also used in the calculation. Intuitively, the buoyant energy b_u^2/N_u^2 should be smaller than b_s^2/N_s^2 at the phase interface, since N_u^2 is typically larger than N_s^2 ; the moist energy M^2 then compensates for the difference and ensures continuity of potential energy.

Beyond this earlier demonstration of continuity, it will be shown in the present paper that the energy is also continuously differentiable, which allows us to take derivatives, which are needed for using the energy in a Hamiltonian or Lagrangian formulation.

3 | LAGRANGIAN FORMULATION AND EULER-LAGRANGE EQUATIONS

The goal of this section is to present a Lagrangian formulation of the model in (1)–(4) or (15)–(18). Then, in section 4, the Lagrangian formulation can be used to investigate potential vorticity and particle-relabeling symmetry of the Lagrangian.

3.1 | Lagrangian density and its regularity at cloud edge

The piecewise quadratic energy in (22) can be used to construct a Lagrangian density ℓ for our system as the difference between kinetic \mathcal{K} and potential \mathcal{V} energy terms:

$$\ell = \mathcal{K} - \mathcal{V} = \frac{1}{2} \vec{u} \cdot \vec{u} - \left(\frac{1}{2} \frac{b_u^2}{N_u^2} H_u + \frac{1}{2} \frac{b_s^2}{N_s^2} H_s + \frac{1}{2} \frac{N_u^2 N_s^2}{N_u^2 - N_s^2} M^2 H_u \right), \quad (33)$$

where the potential energy \mathcal{V} was discussed above in section 2.2. For instance, while \mathcal{V} is defined in a piecewise manner in unsaturated and saturated phases, it is nevertheless a continuous function.

In order to proceed with a Lagrangian formulation of the dynamics including phase changes, it is necessary to demonstrate that the density ℓ given by (33) is differentiable at phase boundaries, which are indicated by the Heaviside functions H_u, H_s . Thus we proceed to compute derivatives in the unsaturated ($b_u > b_s$) and saturated ($b_u < b_s$) phases separately, and then to show equality of their one-sided limits as the phase boundary ($b_u = b_s$) is approached.

Let us first consider (33) in an unsaturated flow region with $H_u = 1$ and $H_s = 0$, and denote q as a placeholder for

x, y, z or t . A derivative with respect to q of (33) in the unsaturated phase gives

$$\frac{\partial \ell}{\partial q} = \bar{u} \cdot \frac{\partial \bar{u}}{\partial q} - \frac{b_u}{N_u^2} \frac{\partial b_u}{\partial q} - \frac{N_u^2 N_s^2}{N_u^2 - N_s^2} M \frac{\partial M}{\partial q} \quad (34)$$

$$= \bar{u} \cdot \frac{\partial \bar{u}}{\partial q} - \frac{b_u}{N_u^2} \frac{\partial b_u}{\partial q} - \frac{1}{N_u^2 - N_s^2} \left(b_u \frac{N_s^2}{N_u^2} \frac{\partial b_u}{\partial q} - b_u \frac{\partial b_s}{\partial q} + b_s \frac{N_u^2}{N_s^2} \frac{\partial b_s}{\partial q} - b_s \frac{\partial b_u}{\partial q} \right), \quad (35)$$

where we have used the definition of M given by (24). As the phase interface is approached from the unsaturated side, b_u tends to b_s from above, and therefore

$$\lim_{b_u - b_s \rightarrow 0^+} \frac{\partial \ell}{\partial q} = \lim_{b_u - b_s \rightarrow 0^+} \left(\bar{u} \cdot \frac{\partial \bar{u}}{\partial q} - \left(\frac{[(N_u^2 - N_s^2) + N_s^2] b_u - N_u^2 b_s}{N_u^2 (N_u^2 - N_s^2)} \right) \frac{\partial b_u}{\partial q} - \left(\frac{b_s N_u^2 - b_u N_s^2}{N_s^2 (N_u^2 - N_s^2)} \right) \frac{\partial b_s}{\partial q} \right) \quad (36)$$

$$= \bar{u} \cdot \frac{\partial \bar{u}}{\partial q} - \frac{b_s}{N_s^2} \frac{\partial b_s}{\partial q}. \quad (37)$$

Starting again from (33), but now in a saturated region, the derivative of ℓ with respect to q is

$$\frac{\partial \ell}{\partial q} = \bar{u} \cdot \frac{\partial \bar{u}}{\partial q} - \frac{b_s}{N_s^2} \frac{\partial b_s}{\partial q}. \quad (38)$$

From (37) and (38), one can see that

$$\lim_{b_u - b_s \rightarrow 0^+} \frac{\partial \ell}{\partial q} = \lim_{b_s - b_u \rightarrow 0^-} \frac{\partial \ell}{\partial q} = \bar{u} \cdot \frac{\partial \bar{u}}{\partial q} - \frac{b_s}{N_s^2} \frac{\partial b_s}{\partial q}, \quad (39)$$

which establishes differentiability of the Lagrangian density ℓ at phase boundaries where $b_u = b_s$.

More generally, while the derivatives in (35) and (38) were calculated by restricting attention to unsaturated and saturated regions, respectively, one might further desire a derivative formula that is valid throughout the entire domain. In this direction, and for a generic scenario, consider a piecewise-defined function $g(q)$ given by

$$g(q) = g_u(q) H_u + g_s(q) H_s. \quad (40)$$

For example, the Lagrangian density in (33) is of this form. Then its derivative can be calculated as

$$\frac{dg}{dq} = \frac{d}{dq} [g_u(q) H_u + g_s(q) H_s] \quad (41)$$

$$= g'_u(q) H_u + g'_s(q) H_s + g_u(q) \frac{dH_u}{dq} + g_s(q) \frac{dH_s}{dq} \quad (42)$$

$$= g'_u(q) H_u + g'_s(q) H_s + g_u(q) \frac{dH_u}{dq} + g_s(q) \frac{d}{dq} (1 - H_u) \quad (43)$$

$$= g'_u(q) H_u + g'_s(q) H_s + [g_u(q) - g_s(q)] \frac{dH_u}{dq} \quad (44)$$

$$= g'_u(q) H_u + g'_s(q) H_s, \quad (45)$$

where the last equality follows from an additional assumption that g is continuous, which implies that $g_u(q) - g_s(q) = 0$ at the phase interface, so that the coefficient of the Dirac-delta dH_u/dq above is zero at the phase interface. Consequently, in calculating the derivative of a piecewise-defined function as in (40), if the function is also continuous, then

one can simply use

$$\frac{dg}{dq} = g'_u(q)H_u + g'_s(q)H_s, \quad (46)$$

by differentiating the coefficients of H_u and H_s , without needing to consider derivatives of H_u and H_s themselves. We will use this result below in section 3.2.

3.2 | Hamilton's Principle and the Euler–Lagrange Equations

The ℓ defined in (33) is a candidate for a Lagrangian density, which can potentially be used to define an associated set of Euler–Lagrange equations, via a variational principle—i.e., the principle of least action, or Hamilton's principle. A priori, it is not immediately clear whether this will work here, due to complications of phase changes. In section 3.1 above, we established that, at the very least, ℓ is differentiable, so it is at least possible to take variational derivatives of ℓ . Now we investigate whether a variational principle, using ℓ as the Lagrangian density, will lead to the model in (1)–(4) or (15)–(18) as the associated Euler–Lagrange equations.

Hamilton's principle states that the dynamics of a system are determined according to a variational statement, and for fluid systems, the variational statement may be expressed in either the Lagrangian¹ description or the Eulerian description (Hill, 1951; Bretherton, 1970; Salmon, 1982, 1988, 1998; Cotter and Holm, 2014). Our goal is to derive the model (15)–(18), which is written in the Eulerian description. Nevertheless, for clarity and for further use below, we shall start now from the Lagrangian description and then briefly recall the steps in the transformation from Lagrangian to Eulerian description. In the Lagrangian description, one considers variations $\delta\vec{x}$ in the particle trajectories $\vec{x} = \vec{x}(\vec{a}, t)$ corresponding to particles labeled by \vec{a} . In the Eulerian description, the system is described by the velocity \vec{u} at fixed locations, and thus one must use the inverse flow map $\vec{a} = \vec{a}(\vec{x}, t)$ (assumed one-to-one) to transform the variational statement accordingly. As in the previous sections, it will be convenient to work in Cartesian coordinates for simplicity.

Following fluid particles labeled by \vec{a} , the Lagrangian \mathcal{L} for the system is given by

$$\mathcal{L}(t) = \iiint dV_a \ell(\vec{x}(\vec{a}, t), \vec{x}_t(\vec{a}, t), \vec{a}) = \iiint dV_a \frac{1}{2} \left(\vec{x}_t \cdot \vec{x}_t - \frac{b_u^2}{N_u^2} H_u - \frac{b_s^2}{N_s^2} H_s - \frac{N_u^2 N_s^2}{N_u^2 - N_s^2} M^2 H_u \right) \quad (47)$$

where \vec{a} is chosen such that dV_a represents a differential mass element, dm , in particle-label space. For example, \vec{a} can be chosen as the initial position \vec{x}_0 . We make use of a different such choice of \vec{a} in later sections. The notation \vec{x}_t means the derivative of \vec{x} with respect to time t , keeping particle label \vec{a} fixed. Hamilton's principle is stated in terms of the action \mathcal{A} :

$$\delta\mathcal{A} = 0, \quad \mathcal{A} = \int_{t_1}^{t_2} dt \mathcal{L}(t), \quad (48)$$

for variations $\delta\vec{x}(\vec{a}, t)$ that vanish outside the range $t \in [t_1, t_2]$. These variations must also tend to zero as \vec{x} tends to infinity, or satisfy no-flow through the domain boundary (see for example Bretherton, 1970). To transform (48) to the

¹Note that the adjective Lagrangian is sometimes used in the sense of Lagrangian versus Eulerian description of fluid dynamics, and sometimes in the sense of Lagrangian versus Hamiltonian formulation of classical mechanics. The different uses here should be clear from context.

Eulerian description, one must change variables in the volume element using

$$dV_a = \mathcal{J} dV_x = \frac{\partial(\vec{a})}{\partial(\vec{x})} dV_x, \quad (49)$$

where dV_x is the volume element in physical space, \mathcal{J} is the Jacobian determinant, and we adopt the notation $\mathcal{J} \equiv \partial(\vec{a})/\partial(\vec{x})$ as in some of the previous literature. In Cartesian coordinates, \mathcal{J} is the determinant of the matrix $\partial a_i/\partial x_j$. For labeling coordinates chosen such that equal volumes in \vec{a} -space have equal masses, $\partial(\vec{a})/\partial(\vec{x})$ is the mass density ρ . Here we wish to describe incompressible Boussinesq dynamics, and thus we take the constant $\rho = 1$. Using the Eulerian notation $\vec{u} = \vec{x}_t$, Hamilton's principle (48) becomes

$$\delta \mathcal{A} = 0, \quad \mathcal{A} = \int_{t_1}^{t_2} dt \iiint dV_x \frac{1}{2} \left(\vec{u} \cdot \vec{u} - \frac{b_u^2}{N_u^2} H_u - \frac{b_s^2}{N_s^2} H_s - \frac{N_u^2 N_s^2}{N_u^2 - N_s^2} M^2 H_u \right), \quad (50)$$

where now the action \mathcal{A} must be stationary with respect to arbitrary variations $\delta \vec{a}$. Thus one must express the integrand as $\ell = \ell(\vec{a}(\vec{x}, t), \dots, \vec{x})$, where the ... means derivatives of \vec{a} with respect to \vec{x} and/or t .

For example, let us consider how to express the velocity \vec{u} in (50) as first derivatives of \vec{a} with respect to \vec{x} and t . The latter can be achieved from conservation of label \vec{a} following fluid particles:

$$\frac{D}{Dt} \vec{a} = \vec{a}_t + \vec{u} \cdot \nabla \vec{a} = 0, \quad (51)$$

by solving (51) as a 3×3 system for \vec{u} (Salmon, 1988), and we note that the ∇ without a subscript is the gradient operator $\nabla = (\partial_x, \partial_y, \partial_z)$. Alternatively, an equivalent variational statement is found by appending (51) to (50) as constraints (the Lin constraints), and then considering independent variations $\delta \vec{u}$ and $\delta \vec{a}$ (Bretherton, 1970; Salmon, 1988). In addition to the Lin constraints, a constraint is required to enforce the incompressibility condition $\nabla \cdot \vec{u} = 0$, thus leading to

$$\mathcal{A} = \int dt \iiint dV_x \left(\frac{1}{2} \vec{u} \cdot \vec{u} - \frac{1}{2} \frac{b_u^2}{N_u^2} H_u - \frac{1}{2} \frac{b_s^2}{N_s^2} H_s - \frac{1}{2} \frac{N_u^2 N_s^2}{N_u^2 - N_s^2} M^2 H_u - \vec{\alpha} \cdot \frac{D\vec{a}}{Dt} - \lambda(\nabla \cdot \vec{u}) \right), \quad (52)$$

where $\lambda, \vec{\alpha} = (\alpha, \beta, \gamma)$ are Lagrange multipliers. As will be shown below, the multiplier λ contributes to the pressure. Next, the potential energy in the integrand can be re-written in terms of the material invariants $b_u^{tot} = b_u^{tot}(\vec{a})$ and $b_s^{tot} = b_s^{tot}(\vec{a})$ using the relations

$$b_u = b_u^{tot} - N_u^2 z, \quad b_s = b_s^{tot} - N_s^2 z. \quad (53)$$

One can verify that b_u^{tot}, b_s^{tot} are invariant following fluid particles according to the conservation equations

$$\frac{D}{Dt} b_u^{tot} = \frac{D}{Dt} b_s^{tot} = 0, \quad \frac{D}{Dt} = \frac{\partial}{\partial t} + \vec{u} \cdot \nabla. \quad (54)$$

Using (53), one can also re-write H_u, H_s , and M in the potential energy to be functions of b_u^{tot}, b_s^{tot} , based on their definitions in (21) and (24). Notice that, via (53), the height z now appears explicitly in the potential energy terms, along with b_u^{tot}, b_s^{tot} . However, the explicit z -dependence does not have an influence on variations $\delta \vec{a}$ for the Lagrangian density $\ell = \ell(\vec{a}(\vec{x}, t), \dots, \vec{x})$, since the explicit z -dependence is part of the explicit \vec{x} -dependence in $\ell = \ell(\vec{a}(\vec{x}, t), \dots, \vec{x})$ and is separate from the *implicit* \vec{x} -dependence of the $\vec{a}(\vec{x}, t)$ -dependence of ℓ . As some physical connection, note

that the potential energy is now considered as a function of the three variables b_u^{tot} , b_s^{tot} , z , and the presence of these three variables is analogous to the presence of three thermodynamic variables θ_e^{tot} , q_t^{tot} , z or s^{tot} , q_t^{tot} , p that are needed to describe the thermodynamic state of a moist system. The quantities b_u^{tot} and b_s^{tot} are material invariants that play the same type of role as the material invariants of entropy s^{tot} and total water mixing ratio q_t^{tot} , and z plays the role of pressure p in Boussinesq and anelastic systems (Pauluis, 2008). We continue to write the potential energy in terms of b_u , b_s , M for simplicity of the expression; however, the transformation to the variables b_u^{tot} , b_s^{tot} , z is henceforth implied. Finally, we can exploit the material invariance of the buoyancy variables b_u^{tot} , b_s^{tot} by assigning them as two of the particle labels: $\vec{a} = (a, b, c) = (a, b_u^{tot}, b_s^{tot})$, thereby allowing for independent variations δb_u^{tot} and δb_s^{tot} . Using the new labels, and integration by parts in the incompressibility constraint, we arrive at

$$\mathcal{A} = \int dt \iiint dV_x \left(\frac{1}{2} \vec{u} \cdot \vec{u} - \frac{1}{2} \frac{b_u^2}{N_u^2} H_u - \frac{1}{2} \frac{b_s^2}{N_s^2} H_s - \frac{1}{2} \frac{N_u^2 N_s^2}{N_u^2 - N_s^2} M^2 H_u - \alpha \frac{Da}{Dt} - \beta \frac{Db_u^{tot}}{Dt} - \gamma \frac{Db_s^{tot}}{Dt} - \vec{u} \cdot \nabla \lambda \right). \quad (55)$$

After all of the preceding transformations, Hamilton's principle requires that the \mathcal{A} be stationary with respect to variations in $\vec{u}(\vec{x}, t)$, $a(\vec{x}, t)$, $b_u^{tot}(\vec{x}, t)$, $b_s^{tot}(\vec{x}, t)$, $\alpha(\vec{x}, t)$, $\beta(\vec{x}, t)$, $\gamma(\vec{x}, t)$ and $\lambda(\vec{x}, t)$. These variations result in the following:

$$\delta u : \vec{u} - \alpha \nabla a - \beta \nabla b_u^{tot} - \gamma \nabla b_s^{tot} - \nabla \lambda = 0, \quad (56)$$

$$\delta \alpha : \frac{Da}{Dt} = 0, \quad (57)$$

$$\delta a : \frac{D\alpha}{Dt} = 0, \quad (58)$$

$$\delta \beta : \frac{Db_u^{tot}}{Dt} = 0, \quad (59)$$

$$\delta b_u^{tot} : \frac{D\beta}{Dt} - \frac{b_u}{N_u^2} H_u - \frac{N_s^2}{N_u^2 - N_s^2} M H_u = 0, \quad (60)$$

$$\delta \gamma : \frac{Db_s^{tot}}{Dt} = 0, \quad (61)$$

$$\delta b_s^{tot} : \frac{D\gamma}{Dt} - \frac{b_s}{N_s^2} H_s + \frac{N_u^2}{N_u^2 - N_s^2} M H_u = 0, \quad (62)$$

$$\delta \lambda : \nabla \cdot \vec{u} = 0, \quad (63)$$

where we have used (46). To obtain the momentum equation, one can compute $D\vec{u}/Dt$ using (56), and then substitute

from the remaining equations in (57)-(63) to obtain

$$\frac{D\vec{u}}{Dt} = \frac{D}{Dt} (\alpha \nabla a + \beta \nabla b_u^{tot} + \gamma \nabla b_s^{tot} + \nabla \lambda) = \frac{\partial}{\partial t} (\alpha \nabla a + \beta \nabla b_u^{tot} + \gamma \nabla b_s^{tot} + \nabla \lambda) + \vec{u} \cdot \nabla \vec{u} \quad (64)$$

$$= \alpha \frac{\partial \nabla a}{\partial t} + \beta \frac{\partial \nabla b_u^{tot}}{\partial t} + \gamma \frac{\partial \nabla b_s^{tot}}{\partial t} + \frac{\partial \nabla \lambda}{\partial t} + \nabla a \frac{\partial \alpha}{\partial t} + \nabla b_u^{tot} \frac{\partial \beta}{\partial t} + \nabla b_s^{tot} \frac{\partial \gamma}{\partial t} + \vec{u} \cdot \nabla \vec{u} \quad (65)$$

$$= -(\alpha \nabla (\vec{u} \cdot \nabla a) + \beta \nabla (\vec{u} \cdot \nabla b_u^{tot}) + \gamma \nabla (\vec{u} \cdot \nabla b_s^{tot}) + \nabla (\vec{u} \cdot \nabla \lambda)) \\ + \nabla (\vec{u} \cdot \nabla \lambda + \frac{\partial \lambda}{\partial t}) + H_u \frac{b_u}{N_u^2} \nabla b_u^{tot} + H_u \frac{N_s^2}{N_u^2 - N_s^2} M \nabla b_u^{tot} + H_s \frac{b_s}{N_s^2} \nabla b_s^{tot} - H_u \frac{N_u^2}{N_u^2 - N_s^2} M \nabla b_s^{tot} \\ + \vec{u} \cdot \nabla \vec{u} - (\nabla a (\vec{u} \cdot \nabla \alpha) + \nabla b_u^{tot} (\vec{u} \cdot \nabla \beta) + \nabla b_s^{tot} (\vec{u} \cdot \nabla \gamma)) \quad (66)$$

$$= -(\alpha \nabla (\vec{u} \cdot \nabla a) + \beta \nabla (\vec{u} \cdot \nabla b_u^{tot}) + \gamma \nabla (\vec{u} \cdot \nabla b_s^{tot}) + \nabla (\vec{u} \cdot \nabla \lambda)) \\ - \nabla \left(-\vec{u} \cdot \nabla \lambda - \frac{\partial \lambda}{\partial t} - \frac{1}{2} \frac{(b_u)^2}{N_u^2} H_u - \frac{1}{2} \frac{(b_s)^2}{N_s^2} H_s - \frac{1}{2} \frac{N_u^2 N_s^2}{N_u^2 - N_s^2} M^2 H_u \right) + (b_u H_u + b_s H_s) \hat{k} + \vec{u} \cdot \nabla \vec{u} \\ - (\nabla a (\vec{u} \cdot \nabla \alpha) + \nabla b_u^{tot} (\vec{u} \cdot \nabla \beta) + \nabla b_s^{tot} (\vec{u} \cdot \nabla \gamma)). \quad (67)$$

In moving from (65) to (66), the term $\nabla (\vec{u} \cdot \nabla \lambda)$ was added and subtracted, and several of the relations from (57)-(63) were used to replace $\partial/\partial t$ terms. Then, in moving from (66) to (67), the term ∇b_u^{tot} was split into contributions from b_u and $N_u^2 z$, using the definition in (53), and similarly for ∇b_s^{tot} , leading to the buoyancy term $(b_u H_u + b_s H_s) \hat{k}$ in (67). Also used in moving from (66) to (67) are (24), (39), and (46). To proceed further, the main challenge is to identify and collect gradient terms so as to determine an effective pressure to recover the requisite governing equations. With that goal, we use the identity

$$\alpha \nabla (\vec{u} \cdot \nabla a) + \nabla a (\vec{u} \cdot \nabla \alpha) = \nabla (\vec{u} \cdot (\alpha \nabla a)) + \vec{u} \cdot \nabla (\alpha \nabla a) - [\nabla (\alpha \nabla a)]^T \vec{u} \quad (68)$$

where $[\nabla (\alpha \nabla a)]^T \vec{u}$ is a matrix-vector multiplication that can be written in index notation as $u_j \partial_{x_i} (\alpha \partial_{x_j} a)$, with summation over repeated indices. Using this identity in (67), we obtain

$$\frac{D\vec{u}}{Dt} = -\nabla p + (b_u H_u + b_s H_s) \hat{k}, \quad (69)$$

where the pressure p is related to the Lagrange multiplier λ via

$$p = \left(\frac{1}{2} |\vec{u}|^2 - \vec{u} \cdot \nabla \lambda - \frac{\partial \lambda}{\partial t} - \frac{1}{2} \frac{(b_u)^2}{N_u^2} H_u - \frac{1}{2} \frac{(b_s)^2}{N_s^2} H_s - \frac{1}{2} \frac{N_u^2 N_s^2}{N_u^2 - N_s^2} M^2 H_u \right) \quad (70)$$

$$= \left(\ell - \vec{u} \cdot \nabla \lambda - \frac{\partial \lambda}{\partial t} \right). \quad (71)$$

Therefore we have demonstrated that the governing equations (59), (61), (63), (69) are obtained using Hamilton's principle, starting from the Lagrangian density (33) [compare to (15)-(18) and use (53)].

4 | CIRCULATION AND POTENTIAL VORTICITY IN MOIST SYSTEMS

Using the Lagrangian formulation from section 3, we can now investigate potential vorticity from the perspective of particle-relabeling symmetry of the Lagrangian. In this section, a moist version of particle-relabeling symmetry is studied, and it is used to identify various versions of potential vorticity conservation.

4.1 | Background on Noether's Theorem and Possible Outcomes

As a systematic approach to seeking conservation laws, one could identify symmetries of the Lagrangian function and apply Noether's theorem to arrive at a corresponding conservation law (Noether, 1918). For conservation of potential vorticity and Kelvin's circulation theorem, the symmetry of interest for dry dynamics is the particle-relabeling symmetry (e.g., Padhye and Morrison, 1996; Bretherton, 1970; Salmon, 1988). Here, we now seek a particle-relabeling symmetry that is valid for moist dynamics with phase changes. By taking such a systematic approach, we can discover statements for conservation of circulation and moist potential vorticity in a system with phase changes.

Before considering particle-relabeling symmetry and the systematic approach itself, it is worthwhile to consider what the possible outcomes may be. As examples, consider other known symmetries and their associated conservation laws. One well-known symmetry is translation-invariance, whereby the action is invariant under translations of the \vec{x} coordinates. The corresponding conservation law is conservation of momentum. A second symmetry is the particle-relabeling symmetry, which, for a dry atmosphere, is known to correspond with conservation of PV. As examples of conservation laws, these two examples differ in that it is the total (or global) momentum, integrated over all fluid parcels, that is conserved, whereas the PV is conserved for each individual fluid parcel. A priori, for the moist case of the present paper, either scenario is possible. In other words, it is possible that moist PV will be conserved for each individual fluid parcel, or that moist PV is globally conserved (upon integrating over all fluid parcels), or some other type of conservation law. By finding the moist particle-relabeling symmetry and applying Noether's theorem, we will discover the corresponding conservation law that arises.

4.2 | Particle-Relabeling Symmetry and PV

In this section, our goal is to find a particle-relabeling symmetry for the action \mathcal{A} defined in (47)-(48), whose Euler-Lagrange equations are the moist system (15)-(18) with phase changes. The action for our system may be written as

$$\mathcal{A} = \int dt \iiint dV_a \ell(\vec{x}(\vec{a}, t), \vec{x}_t(\vec{a}, t), \vec{a}) = \int dt \iiint dV_a \frac{1}{2} \vec{x}_t \cdot \vec{x}_t - \mathcal{V}(b_u^{tot}(\vec{a}), b_s^{tot}(\vec{a}), z) \quad (72)$$

where $\vec{x} = \vec{x}(\vec{a}, t)$ is the particle path, $\vec{x}_t = \vec{x}_t(\vec{a}, t)$ is the fluid velocity following fluid particles, and b_u^{tot}, b_s^{tot} are the total buoyancies specified by (53)-(54). Henceforth it is understood that the limits of integration and boundary conditions are appropriately defined, as mentioned in section 3.2 and discussed by Bretherton (1970).

One may consider a particle relabeling $\vec{a}' = \vec{a} + \delta\vec{a}(\vec{a}, t)$ that does not change the particle paths, such that $\vec{x}'(\vec{a}', t) = \vec{x}(\vec{a}, t)$. Under the relabeling, (72) must remain invariant, and in fact, we will further restrict the relabeling to those that do not alter the potential energy density \mathcal{V} itself.

To achieve invariance of potential energy, based on its form $\mathcal{V}(b_u^{tot}, b_s^{tot}, z)$, we see that we should consider variations $\delta\vec{a}$ along curves of constant b_u^{tot} and constant b_s^{tot} , where a schematic of such curves is shown in figure 1. These are curves at the intersection of two surfaces: one with constant b_u^{tot} and the other with constant b_s^{tot} . Since surfaces of constant b_u^{tot} and surfaces of constant b_s^{tot} are both material invariant, it follows that their intersection is also material invariant. To simplify the variations of this form, it is convenient to consider the following label coordinate system:

$$\vec{a} = (a, b, c) = (a, b_u^{tot}, b_s^{tot}). \quad (73)$$

One can explicitly construct such curves with $\vec{a} = \vec{a}(\vec{x}_0)$ depending on the initial particle label \vec{x}_0 associated with time $t = 0$ (see Appendix A). For a given particle, the first coordinate a is defined to be an integral along a curve of constant (b_u^{tot}, b_s^{tot}) , starting from a reference point \vec{x}_0^r on the curve, and ending at the initial location \vec{x}_0 of the particle at $t = 0$. The label $a = a(\vec{x}_0)$ is chosen such that $dV_a = da db dc = da db_u^{tot} db_s^{tot}$ represents a mass element ρdV_x , and furthermore satisfies the condition for material invariance, $Da/Dt = 0$. Also note that b had been used to represent buoyancy in some early parts of the paper, and b is now being used in the label coordinate $\vec{a} = (a, b, c)$, and the meaning of b should be clear from context in what follows.

Next, we must enforce the condition that the relabeling should not change the mass, such that

$$d\vec{a} = \frac{\partial(\vec{a})}{\partial(\vec{a}')} d\vec{a}' = d\vec{a}', \quad (74)$$

where

$$\frac{\partial(\vec{a})}{\partial(\vec{a}')} = \frac{\partial(\vec{a}' - \delta\vec{a})}{\partial(\vec{a}')} = 1 - \left(\frac{\partial\delta a}{\partial a} + \frac{\partial\delta b}{\partial b} + \frac{\partial\delta c}{\partial c} \right) + O(|\delta\vec{a}|^2) \quad \text{for } |\delta\vec{a}| \rightarrow 0. \quad (75)$$

Neglecting the $O(|\delta\vec{a}|^2)$ truncation error leads to the condition

$$\frac{\partial\delta a}{\partial a} + \frac{\partial\delta b}{\partial b} + \frac{\partial\delta c}{\partial c} = 0. \quad (76)$$

By requiring (76), together with $\delta\vec{a}$ occurring along curves of constant (b_u^{tot}, b_s^{tot}) , leads to $\delta\vec{a}$ of the form

$$\delta\vec{a} = (\delta a(b, c, t), 0, 0) = (\delta a(b_u^{tot}, b_s^{tot}, t), 0, 0), \quad (77)$$

where $\delta a(b_u^{tot}, b_s^{tot}, t)$ is an arbitrary scalar function with suitably small amplitude, and that vanishes at the boundaries of the time and space domain. This form of the variation ensures a mass-conserving particle relabeling, up to an asymptotically small error in the limit $|\delta\vec{a}| \rightarrow 0$. In brief, the relabeling shift δa is a change in the label coordinate a of the location on the curve, and it is a uniform shift for each curve because it is of the form $\delta a(b_u^{tot}, b_s^{tot}, t)$ and does not depend on the label a itself.

By adopting variations of the form (77), we now proceed to enforce $\delta\mathcal{A} = 0$, where $\delta\mathcal{A}$ arises from variations $\delta\vec{x}_t$ in the kinetic energy,

$$\delta\mathcal{A} = \int dt \iiint dV_a \frac{\partial\vec{x}}{\partial t} \cdot \delta \frac{\partial\vec{x}}{\partial t} = \int dt \iiint dV_a \vec{x}_t \cdot \delta\vec{x}_t = 0, \quad (78)$$

with the eventual aim of relating the result to conservation of potential vorticity. We remind the reader that \vec{x}_t means the derivative of $\vec{x}(\vec{a}, t)$ with respect to time t , keeping \vec{a} fixed. We will define $\delta\vec{x}_t$ below, and for clarity throughout the rest of this section, we will be explicit about what is held fixed when time derivatives are taken. The steps in the rather lengthy calculation are (i) express $\delta\vec{x}_t$ in terms of $(\delta\vec{a})_t$; (ii) substitute expression (77) for $\delta\vec{a}$; (iii) rearrange the ordering of terms in the integral; (iv) simplify the integral and interpret the result in physical terms. As above in (75), it will be necessary to consider variations with $|\delta\vec{a}| \rightarrow 0$, and the final result is valid up to an asymptotically small error of $O(|\delta\vec{a}|^2)$.

An expression for $\delta\vec{x}_t$ in terms of $(\delta\vec{a})_t$ follows from calculus, followed by taking the limit $|\delta\vec{a}| \rightarrow 0$. Starting from the definition of $\delta\vec{x}_t$, one may apply the chain rule:

$$\delta \frac{\partial \vec{x}}{\partial t} \equiv \frac{\partial \vec{x}'(\vec{a}', t)}{\partial t} \Big|_{\vec{a}'} - \frac{\partial \vec{x}(\vec{a}, t)}{\partial t} \Big|_{\vec{a}} \quad (79)$$

$$= \frac{\partial \vec{x}(\vec{a}, t)}{\partial t} \Big|_{\vec{a}'} - \frac{\partial \vec{x}(\vec{a}, t)}{\partial t} \Big|_{\vec{a}} \quad (80)$$

$$= \frac{\partial \vec{x}(\vec{a}, t)}{\partial t} \Big|_{\vec{a}} + \frac{\partial \vec{x}}{\partial a} \frac{\partial a}{\partial t} \Big|_{\vec{a}'} + \frac{\partial \vec{x}}{\partial b} \frac{\partial b}{\partial t} \Big|_{\vec{a}'} + \frac{\partial \vec{x}}{\partial c} \frac{\partial c}{\partial t} \Big|_{\vec{a}'} - \frac{\partial \vec{x}(\vec{a}, t)}{\partial t} \Big|_{\vec{a}} \quad (81)$$

$$= \frac{\partial \vec{x}}{\partial a} \frac{\partial a}{\partial t} \Big|_{\vec{a}'} + \frac{\partial \vec{x}}{\partial b} \frac{\partial b}{\partial t} \Big|_{\vec{a}'} + \frac{\partial \vec{x}}{\partial c} \frac{\partial c}{\partial t} \Big|_{\vec{a}'}, \quad (82)$$

where $\nabla_{\vec{a}} \vec{x} \cdot \partial \vec{a} / \partial t \Big|_{\vec{a}'}$ is a matrix-vector multiplication, and where we have used $\vec{x}'(\vec{a}', t) = \vec{x}(\vec{a}, t)$ and $\vec{a}' = \vec{a} + \delta \vec{a}(\vec{a}, t)$. Furthermore $\vec{a}' = \vec{a} + \delta \vec{a}(\vec{a}, t)$ implies that

$$\frac{\partial \vec{a}'}{\partial t} \Big|_{\vec{a}'} = 0 = \frac{\partial \vec{a}}{\partial t} \Big|_{\vec{a}'} + \frac{\partial \delta \vec{a}}{\partial t} \Big|_{\vec{a}'}. \quad (83)$$

One may then re-arrange (83) to find

$$\frac{\partial \vec{a}}{\partial t} \Big|_{\vec{a}'} = -\frac{\partial \delta \vec{a}}{\partial t} \Big|_{\vec{a}'} \sim -\frac{\partial \delta \vec{a}}{\partial t} \Big|_{\vec{a}} + O(|\delta \vec{a}|^2). \quad (84)$$

Using (84) in (82) leads to

$$\delta \frac{\partial \vec{x}}{\partial t} \sim -\left(\frac{\partial \vec{x}}{\partial a} \frac{\partial \delta a}{\partial t} \Big|_{\vec{a}} + \frac{\partial \vec{x}}{\partial b} \frac{\partial \delta b}{\partial t} \Big|_{\vec{a}} + \frac{\partial \vec{x}}{\partial c} \frac{\partial \delta c}{\partial t} \Big|_{\vec{a}} \right) + O(|\delta \vec{a}|^2), \quad (85)$$

and for the special variations defined in (77) we have,

$$\delta \frac{\partial \vec{x}}{\partial t} \sim -\frac{\partial \vec{x}}{\partial a} \frac{\partial \delta a}{\partial t} \Big|_{\vec{a}} + O(|\delta a|^2). \quad (86)$$

Thus, asymptotically as $|\delta \vec{a}| \rightarrow 0$ and using integration by parts in t , the variation $\delta \mathcal{A}$ from the kinetic energy becomes

$$\int dt \iiint dV_a \frac{\partial \vec{x}}{\partial t} \cdot \delta \frac{\partial \vec{x}}{\partial t} \sim - \int dt \iiint dV_a \frac{\partial \vec{x}}{\partial t} \Big|_{\vec{a}} \cdot \left(\frac{\partial \vec{x}}{\partial a} \frac{\partial \delta a}{\partial t} \Big|_{\vec{a}} \right) \quad (87)$$

$$= - \int dt \iiint dV_a \frac{\partial \vec{x}}{\partial t} \cdot \frac{\partial \vec{x}}{\partial a} \frac{\partial}{\partial t} \delta a(b, c, t) \quad (88)$$

$$= \int dt \iiint dV_a \delta a(b, c, t) \frac{\partial}{\partial t} \left(\frac{\partial \vec{x}}{\partial t} \cdot \frac{\partial \vec{x}}{\partial a} \right) \quad (89)$$

$$= \int dt \iint db dc \delta a(b, c, t) \int da \frac{\partial}{\partial t} \left(\frac{\partial \vec{x}}{\partial t} \cdot \frac{\partial \vec{x}}{\partial a} \right), \quad (90)$$

where the notation $\Big|_{\vec{a}}$ was dropped after (87) because all time derivatives are now of the same type with \vec{a} held fixed. Now recall that this variation (90) is set to zero, and since $\delta a(b, c, t)$ is arbitrary, it follows that

$$\int da \frac{\partial}{\partial t} \left(\frac{\partial \vec{x}}{\partial t} \cdot \frac{\partial \vec{x}}{\partial a} \right) = 0. \quad (91)$$

Note that $\partial / \partial t$ can be brought outside the integral, since it is a time derivative with the label coordinates $\vec{a} = (a, b, c)$

held fixed. Also note that $\partial \vec{x} / \partial t$ is the velocity, \vec{u} , and consequently we arrive at

$$\frac{d}{dt} \int \vec{u} \cdot \frac{\partial \vec{x}}{\partial a} da = 0. \quad (92)$$

According to our definition of labels, a parameterizes curves of constant (b_u^{tot}, b_s^{tot}) ; see figure 1. Therefore, returning from label space to \vec{x} -space and considering closed curves $C(b_u^{tot}, b_s^{tot}, t)$ of constant (b_u^{tot}, b_s^{tot}) , the result (92) may be restated as

$$\frac{D}{Dt} \oint_{C(b_u^{tot}, b_s^{tot}, t)} \vec{u} \cdot d\vec{x} = 0, \quad (93)$$

where $d\vec{x}$ is the line element tangent to the curve $C(b_u^{tot}, b_s^{tot}, t)$. Statement (93) is the moist circulation theorem for the system (15)-(18) with phase changes. It is the moist analogue of the Kelvin or Bjerknes circulation theorems from the dry case (e.g., Majda and Bertozzi, 2002; Cotter and Holm, 2014; Thorpe et al., 2003).

Furthermore, it is possible to obtain conservation principles for potential vorticity. In this direction, using Stokes' theorem, we may rewrite the moist Kelvin circulation theorem (93) to obtain a conservation law for vorticity, $\vec{\omega} = \nabla \times \vec{u}$, on a material surface patch $S(\vec{x}, t)$:

$$\frac{D}{Dt} \iint_{S(\vec{x}, t)} \vec{\omega} \cdot d\vec{S} = 0, \quad (94)$$

where the boundary of the patch is the closed curve $C(b_u^{tot}, b_s^{tot}, t)$. For the special case where $S(\vec{x}, t)$ is on a surface of constant b_u^{tot} , we find

$$\frac{D}{Dt} \iint_{S(\vec{x}, t)} \vec{\omega} \cdot \frac{\nabla b_u^{tot}}{\|\nabla b_u^{tot}\|} dS = 0. \quad (95)$$

To then move toward a volumetric integral, take an additional integral with respect to b_u^{tot} to yield

$$\int_{C_1}^{C_2} \frac{D}{Dt} \iint_{S(\vec{x}, t)} \vec{\omega} \cdot \frac{\nabla b_u^{tot}}{\|\nabla b_u^{tot}\|} dS db_u^{tot} = 0. \quad (96)$$

Since b_u^{tot} is a label coordinate, and the material derivative D/Dt is a time derivative holding labels fixed, we may rewrite (96) as

$$\frac{D}{Dt} \int \iint_{S(\vec{x}, t)} \vec{\omega} \cdot \frac{\nabla b_u^{tot}}{\|\nabla b_u^{tot}\|} dS db_u^{tot} = \frac{D}{Dt} \int \iint_{S(\vec{x}, t)} \vec{\omega} \cdot \frac{\nabla b_u^{tot}}{\|\nabla b_u^{tot}\|} dS (\|\nabla b_u^{tot}\| d\sigma) = 0, \quad (97)$$

where σ is arc length along curves in the direction of ∇b_u^{tot} (figure 2). Simplifying, we find conservation of a volume-integrated moist potential vorticity $\int PV_u$ for a material volume which looks like a distorted cylinder or pill-box as in Figure 2:

$$\frac{D}{Dt} \iiint_{V(\vec{x}, t)} dV PV_u = \frac{D}{Dt} \iiint_{V(\vec{x}, t)} dV \vec{\omega} \cdot \nabla b_u^{tot} = 0. \quad (98)$$

In (98), the base and lid of the cylinder are surfaces of constant b_u^{tot} , connected by gradient lines of b_u^{tot} . Moreover, the cylinder can be viewed as a stack of patches, where each patch is on a different surface of constant b_u^{tot} , and the

boundary of each patch is a curve of constant b_s^{tot} . In this way, the b_s^{tot} values on the sides of the cylinder can be written as functions $b_s^{tot}(b_u^{tot})$. In the supplementary information, we also show that the conservation statement can be extended to a volume with sides given by any arbitrary function $b_s^{tot}(b_u^{tot})$.

Similarly, one can also arrive at conservation of volume-integrated moist potential vorticity $\int PV_s$:

$$\frac{D}{Dt} \iiint_{V(\vec{x},t)} dV PV_s = \frac{D}{Dt} \iiint_{V(\vec{x},t)} dV \vec{\omega} \cdot \nabla b_s^{tot} = 0, \quad (99)$$

where the material volume in (99) has base and lid which are surfaces of constant b_s^{tot} , connected by sides which are gradient lines of b_s^{tot} and have $b_u^{tot} = b_u^{tot}(b_s^{tot})$.

For the moist Boussinesq system (15)-(18), relations (98) and (99) are the strongest type of conservation statement for potential vorticity. When phase changes are present, conservation applies following local volumes of potential vorticity, enclosed by special surfaces defined in terms of (b_u^{tot}, b_s^{tot}) , rather than following individual fluid particles as in the dry system.

Now that the systematic procedure has produced the form of the circulation theorem and the conservation principle for potential vorticity, it is possible to derive these results directly from the moist Boussinesq evolution equations in (15)-(18). In the supporting information, we present direct derivations for the circulation theorem, globally-integrated PV_u , and parcel-integrated PV_u and PV_s . The direct derivations provide an independent confirmation of these conservation principles. The supporting information also includes special variations of the action leading to global conservation of PV_u and PV_s .

5 | DISCUSSION AND CONCLUSIONS

Here we have shown that Hamilton's Principle can be used to derive the moist Boussinesq dynamics (1)-(4), including phase changes between water vapor and liquid water. The Hamiltonian formulation is not obvious a priori because the buoyancy is piecewise, changing its functional form at interfaces between unsaturated and cloudy air. A key observation is that the piecewise potential energy associated with buoyancy is both continuous and differentiable.

After the Hamiltonian formulation was established, we were then able to investigate particle relabeling symmetry for the action associated with the moist dynamics, and thereby provide a systematic derivation of conservation statements for moist potential vorticity. The conservation statements derived herein had not previously been found from other approaches. Furthermore, the symmetry analysis naturally links the moist versions of Kelvin's circulation theorem and conservation of potential vorticity.

Using particle relabeling symmetry, we uncover a fundamental difference between the dry and moist conservation statements for potential vorticity, following directly from the requirement that potential energy must remain invariant under the relabeling. In the dry case, it is necessary to restrict relabeling to constant entropy, leading to material invariance of dry potential vorticity on constant-entropy surfaces. In the moist case with phase changes, the relabeling is restricted to fluid parcels situated on curves of constant b_u^{tot} and constant b_s^{tot} . These curves are not restricted to the unsaturated or saturated regimes since b_u and b_s are globally defined quantities as in (13, 14). Ultimately, the stronger constraint leads to a weaker conservation law, namely, material invariance of parcel-integrated moist potential vorticity, where the local volumes have special surfaces defined in terms of (b_u^{tot}, b_s^{tot}) , as in Figure 2, for example. Table 1 summarizes the dry and moist results, with respective definitions for potential vorticity. Note that one could restate the moist results in terms of any two material invariants for the system (1)-(4), e.g., total potential temperature θ_e^{tot} and total water q_t^{tot} .

In previous work (Marsico et al., 2019), we established conservation of energy for the moist Boussinesq dynamics. Here, we expand our knowledge of the relevant conservation laws to include a moist Kelvin circulation theorem and conservation of parcel-integrated moist potential vorticity, as well as their relationship to each other. Thus, we now have moist analogues for some of the most important theorems for dry Boussinesq dynamics. Future work will explore how these results can be applied to analyze observations and numerical simulations of atmospheric flows. It is straightforward to include the effects of rotation (e.g., Cotter and Holm, 2014), which were omitted here for simplicity. In addition, we have already generalized the statement for conservation of potential vorticity to the case of compressible moist flows, and these results will be presented elsewhere.

TABLE 1 Summary of potential vorticity conservation principles for various regimes

Features	Dry case (non-isentropic)	Moist Boussinesq case
Particle relabeling symmetry	On level surfaces $S_s(t)$ of entropy s .	On curves $C_b(t)$ of constant b_u^{tot} and b_s^{tot}
Circulation theorem: $\oint_{C(t)} \vec{u} \cdot d\vec{x} = 0$	$C(t)$: Any curve on $S_s(t)$	$C(t)$: Special curves $C_b(t)$
PV definition	$\frac{1}{\rho} \vec{\omega} \cdot \nabla s$	$PV_u = \vec{\omega} \cdot \nabla b_u^{tot}; PV_s = \vec{\omega} \cdot \nabla b_s^{tot}$
Conserved quantity	parcel PV	'pancake'-integrated PV

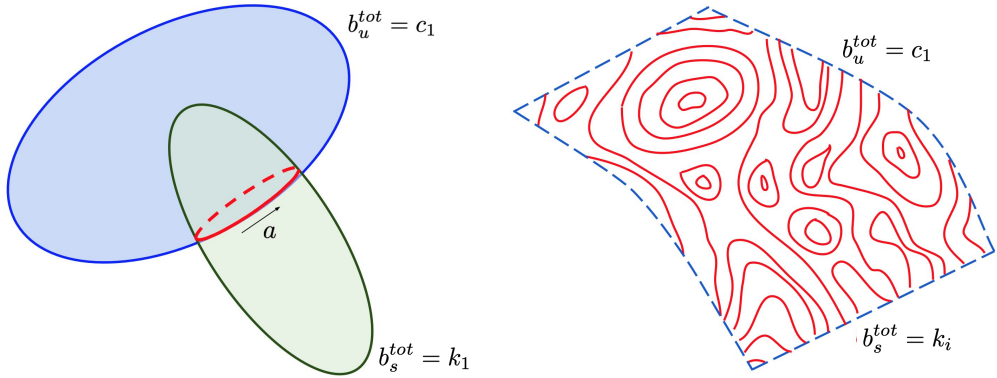


FIGURE 1 Left: Schematic diagram showing the particle labels, $\vec{a} = (a, b_u^{tot}, b_s^{tot})$. Right: Schematic diagram showing level sets of b_s^{tot} on a surface of constant b_u^{tot} , assuming that b_s^{tot} and b_u^{tot} are smooth functions.

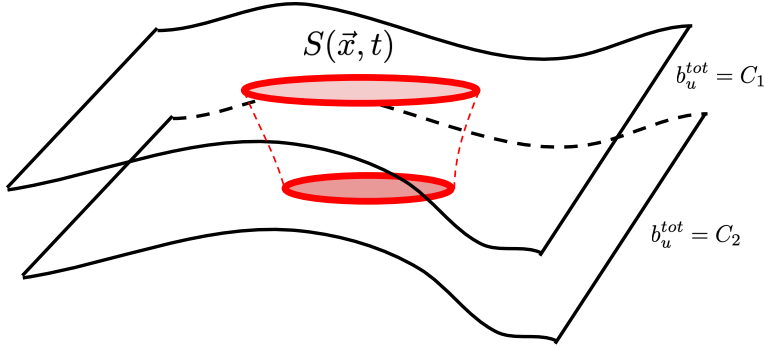


FIGURE 2 'Pancake'-like local material volume for parcel-integrated potential vorticity.

ACKNOWLEDGEMENTS

Leslie Smith and Sam Stechmann gratefully acknowledge grant support from the Division of Mathematical Sciences of the National Science Foundation, in conjunction with the award DMS-1907667.

AUTHOR CONTRIBUTIONS

All authors contributed to the problem formulation, mathematical calculations and preparation of the written manuscript.

CONFLICT OF INTEREST

The authors declare no conflict of interest.

SUPPORTING INFORMATION

In the supporting information, we include special variations of the action leading to global conservation of PV_u and PV_s . We also present direct derivations for the circulation theorem, globally-integrated PV_u , and parcel-integrated PV_u and PV_s .

Appendix A: Particle label definition

We can define the particle label \vec{a} as follows:

$$\vec{a} = (a, b, c) = (a, b_u^{tot}, b_s^{tot}), \quad (100)$$

where the first component a should be such that it locates particles on curves of constant (b_u^{tot}, b_s^{tot}) . In addition, we require that $dV_a = da db_u^{tot} db_s^{tot}$ represents a mass element in physical space with $dV_a = [\partial(\vec{a})/\partial(\vec{x})]dV_x = \rho dV_x$. Keeping in mind that the initial position vector \vec{x}_0 is a mass conserving label with $\partial(\vec{x}_0)/\partial(\vec{x}) = \rho$, we therefore choose

the first component a in (100) such that $\partial(\vec{a})/\partial(\vec{x}_0) = 1$. A third requirement is for a to be material invariant with $Da/Dt = 0$. Below, we show an explicit construction for \vec{a} satisfying all the above three restrictions.

In order to concretely define the label a , start by drawing a parallelepiped in terms of a , b_u^{tot} , b_s^{tot} , where the direction of a is determined by the cross product $\nabla_0 b_u^{tot} \times \nabla_0 b_s^{tot}$, and where ∇_0 is a gradient with respect to the initial position vector \vec{x}_0 at time $t = 0$. To enforce (49), and using the chain rule, the magnitude of a is determined by $\partial(\vec{a})/\partial(\vec{x}_0) = |\nabla_0 a \nabla_0 b_u^{tot} \nabla_0 b_s^{tot}| = 1$ where $\nabla_0 a$ etc. are column vectors. Therefore the label a is chosen to satisfy the condition $|\nabla_0 a \nabla_0 b_u^{tot} \nabla_0 b_s^{tot}| = 1$, which can be restated in terms of a scalar triple product as

$$(\nabla_0 b_u^{tot} \times \nabla_0 b_s^{tot}) \cdot \nabla_0 a = 1. \quad (101)$$

The relation (101) will be true if we define

$$\nabla_0 a = \frac{\nabla_0 b_u^{tot} \times \nabla_0 b_s^{tot}}{|\nabla_0 b_u^{tot} \times \nabla_0 b_s^{tot}|^2}. \quad (102)$$

Then integrating along a material curve C of constant (b_u^{tot}, b_s^{tot}) , the particle label a is given by

$$a(\vec{x}_0) = \int_C \frac{\nabla_{x_0} b_u^{tot} \times \nabla_{x_0} b_s^{tot}}{|\nabla_{x_0} b_u^{tot} \times \nabla_{x_0} b_s^{tot}|^2} \cdot d\vec{x}'_0, \quad (103)$$

where the integration is from reference point \vec{x}'_0 to initial point \vec{x}_0 . Equivalently, we may write

$$a(\vec{x}_0) = \int_0^\sigma \frac{d\sigma'}{|\nabla_{x_0} b_u^{tot} \times \nabla_{x_0} b_s^{tot}|}, \quad (104)$$

where σ is the arc length along the curve C (see figure 3). Finally, notice that since a is completely determined by \vec{x}_0 , then $Da/Dt = 0$ by the chain rule, and therefore a is material invariant as required.

references

- Abramov, R. V., Kovačič, G. and Majda, A. J. (2003) Hamiltonian structure and statistically relevant conserved quantities for the truncated Burgers-Hopf equation. *Communications on Pure and Applied Mathematics: A Journal Issued by the Courant Institute of Mathematical Sciences*, **56**, 1–46.
- Bennetts, D. A. and Hoskins, B. (1979) Conditional symmetric instability—a possible explanation for frontal rainbands. *Quarterly Journal of the Royal Meteorological Society*, **105**, 945–962.
- Brennan, M. J. and Lackmann, G. M. (2005) The influence of incipient latent heat release on the precipitation distribution of the 24–25 January 2000 US east coast cyclone. *Monthly Weather Review*, **133**, 1913–1937.
- Brennan, M. J., Lackmann, G. M. and Mahoney, K. M. (2008) Potential vorticity (PV) thinking in operations: The utility of nonconservation. *Weather and Forecasting*, **23**, 168–182.
- Bretherton, C. S. (1987) A theory for nonprecipitating moist convection between two parallel plates. Part I: Thermodynamics and "linear" solutions. *Journal of the Atmospheric Sciences*, **44**, 1809–1827.
- Bretherton, F. P. (1970) A note on Hamilton's principle for perfect fluids. *Journal of Fluid Mechanics*, **44**, 19–31.
- Büeler, D. and Pfahl, S. (2017) Potential vorticity diagnostics to quantify effects of latent heating in extratropical cyclones. Part I: Methodology. *Journal of the Atmospheric Sciences*, **74**, 3567–3590.

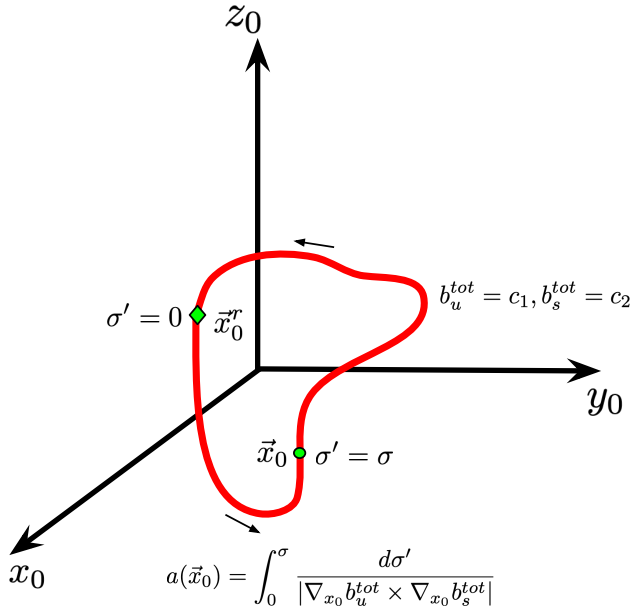


FIGURE 3 Schematic to illustrate the computation of the label $a(\vec{x}_0)$ in terms of initial position labels \vec{x}_0 , where a is the first coordinate of $\vec{a} = (a, b_u^{tot}, b_s^{tot})$.

Cao, Z. and Cho, H.-R. (1995) Generation of moist potential vorticity in extratropical cyclones. *Journal of the Atmospheric Sciences*, **52**, 3263–3282.

Cotter, C. (2013) Data assimilation on the exponentially accurate slow manifold. *Philosophical Transactions of the Royal Society A: Mathematical, Physical and Engineering Sciences*, **371**, 20120300.

Cotter, C. and Holm, D. (2014) Variational formulations of sound-proof models. *Quarterly Journal of the Royal Meteorological Society*, **140**, 1966–1973.

Cuijpers, J. W. M. and Duynkerke, P. G. (1993) Large eddy simulation of trade wind cumulus clouds. *Journal of the Atmospheric Sciences*, **50**, 3894–3908.

Davis, C. A. and Emanuel, K. A. (1991) Potential vorticity diagnostics of cyclogenesis. *Monthly Weather Review*, **119**, 1929–1953.

Emanuel, K. A. (1979) Inertial instability and mesoscale convective systems. Part I: Linear theory of inertial instability in rotating viscous fluids. *Journal of the Atmospheric Sciences*, **36**, 2425–2449.

Ertel, H. (1942) Ein neuer hydrodynamischer wirbelsatz. *Meteorologische Zeitschrift*, **59**, 277–281.

Gao, S., Wang, X. and Zhou, Y. (2004) Generation of generalized moist potential vorticity in a frictionless and moist adiabatic flow. *Geophysical Research Letters*, **31**.

Hastermann, G., Reinhardt, M., Klein, R. and Reich, S. (2021) Balanced data assimilation for highly oscillatory mechanical systems. *Communications in Applied Mathematics and Computational Science*, **16**, 119–154.

- Hernandez-Duenas, G., Majda, A. J., Smith, L. M. and Stechmann, S. N. (2013) Minimal models for precipitating turbulent convection. *J. Fluid Mech.*, **717**, 576–611.
- Hernandez-Duenas, G., Smith, L. M. and Stechmann, S. N. (2015) Stability and instability criteria for idealized precipitating hydrodynamics. *Journal of the Atmospheric Sciences*, **72**, 2379–2393.
- Hill, E. L. (1951) Hamilton's principle and the conservation theorems of mathematical physics. *Reviews of Modern Physics*, **23**, 253.
- Holm, D. D. (2015) Variational principles for stochastic fluid dynamics. *Proceedings of the Royal Society A: Mathematical, Physical and Engineering Sciences*, **471**, 20140963.
- Holm, D. D., Marsden, J. E. and Ratiu, T. S. (1998) The Euler–Poincaré equations and semidirect products with applications to continuum theories. *Advances in Mathematics*, **137**, 1–81.
- Hoskins, B. and Berrisford, P. (1988) A potential vorticity perspective of the storm of 15–16 October 1987. *Weather*, **43**, 122–129.
- Hoskins, B. J. (1991) Towards a PV- θ view of the general circulation. *Tellus A: Dynamic Meteorology and Oceanography*, **43**, 27–36.
- Hoskins, B. J., McIntyre, M. E. and Robertson, A. W. (1985) On the use and significance of isentropic potential vorticity maps. *Quarterly Journal of the Royal Meteorological Society*, **111**, 877–946.
- Kuo, H. L. (1961) Convection in conditionally unstable atmosphere. *Tellus*, **13**, 441–459.
- Lackmann, G. (2011) *Midlatitude Synoptic Meteorology: Dynamics, Analysis, and Forecasting*. American Meteorological Society.
- Lackmann, G. M. (2002) Cold-frontal potential vorticity maxima, the low-level jet, and moisture transport in extratropical cyclones. *Monthly Weather Review*, **130**, 59–74.
- Madonna, E., Wernli, H., Joos, H. and Martius, O. (2014) Warm conveyor belts in the era-interim dataset (1979–2010). Part I: Climatology and potential vorticity evolution. *Journal of Climate*, **27**, 3–26.
- Majda, A. J. (2003) *Introduction to PDEs and Waves for the Atmosphere and Ocean*, vol. 9 of *Courant Lecture Notes in Mathematics*. Providence: American Mathematical Society.
- Majda, A. J. and Bertozzi, A. L. (2002) *Vorticity and Incompressible Flow*, vol. 27 of *Cambridge Texts in Applied Mathematics*. Cambridge: Cambridge University Press.
- Majda, A. J., Moore, M. and Qi, D. (2019) Statistical dynamical model to predict extreme events and anomalous features in shallow water waves with abrupt depth change. *Proceedings of the National Academy of Sciences*, **116**, 3982–3987.
- Marsico, D. H., Smith, L. M. and Stechmann, S. N. (2019) Energy decompositions for moist Boussinesq and anelastic equations with phase changes. *Journal of the Atmospheric Sciences*, **76**, 3569–3587.
- Martin, J. E. (2013) *Mid-latitude Atmospheric Dynamics: A First Course*. John Wiley & Sons.
- Moore, M., Bolles, C. T., Majda, A. J. and Qi, D. (2020) Anomalous waves triggered by abrupt depth changes: Laboratory experiments and truncated KdV statistical mechanics. *arXiv preprint arXiv:2001.00995*.
- Müller, P. (1995) Ertel's potential vorticity theorem in physical oceanography. *Reviews of Geophysics*, **33**, 67–97.
- Noether, E. (1918) Invariante variationsprobleme. *Königlich Gesellschaft der Wissenschaften Göttingen Nachrichten Mathematik-physik Klasse*, **2**, 235–267.
- Olver, P. J. (2000) *Applications of Lie Groups to Differential Equations*, vol. 107. Springer Science & Business Media.

- Padhye, N. and Morrison, P. (1996) Relabeling symmetries in hydrodynamics and magnetohydrodynamics. *Tech. rep.*, Texas Univ., Austin, TX (United States). Inst. for Fusion Studies.
- Pauluis, O. (2008) Thermodynamic consistency of the anelastic approximation for a moist atmosphere. *J. Atmos. Sci.*, **65**, 2719–2729.
- Pauluis, O. and Schumacher, J. (2010) Idealized moist Rayleigh–Bénard convection with piecewise linear equation of state. *Commun. Math. Sci.*, **8**, 295–319.
- Pavlov, D., Mullen, P., Tong, Y., Kanso, E., Marsden, J. E. and Desbrun, M. (2011) Structure-preserving discretization of incompressible fluids. *Physica D: Nonlinear Phenomena*, **240**, 443–458.
- Ripa, P. (1981) Symmetries and conservation laws for internal gravity waves. In *AIP Conference Proceedings*, vol. 76, 281–306. American Institute of Physics.
- Rossby, C.-G. (1939) Relation between variations in the intensity of the zonal circulation of the atmosphere and the displacements of the semi-permanent centers of action. *J. Mar. Res.*, **2**, 38–55.
- Salmon, R. (1982) Hamilton's principle and Ertel's theorem. In *AIP Conference Proceedings*, vol. 88, 127–135. American Institute of Physics.
- (1988) Hamiltonian fluid mechanics. *Annual Review of Fluid Mechanics*, **20**, 225–256.
- (1998) *Lectures on Geophysical Fluid Dynamics*. Oxford University Press.
- Schubert, W. H., Hausman, S. A., Garcia, M., Ooyama, K. V. and Kuo, H.-C. (2001) Potential vorticity in a moist atmosphere. *Journal of the Atmospheric Sciences*, **58**, 3148–3157.
- Shepherd, T. G. (1990) Symmetries, conservation laws, and Hamiltonian structure in geophysical fluid dynamics. In *Advances in Geophysics*, vol. 32, 287–338. Elsevier.
- Smith, L. M. and Stechmann, S. N. (2017) Precipitating quasigeostrophic equations and potential vorticity inversion with phase changes. *Journal of the Atmospheric Sciences*, **74**, 3285–3303.
- Sommeria, G. (1976) Three-dimensional simulation of turbulent processes in an undisturbed trade wind boundary layer. *J. Atmos. Sci.*, **33**, 216–241.
- Spyksma, K., Bartello, P. and Yau, M. K. (2006) A Boussinesq moist turbulence model. *J. Turbulence*, **7**, 1–24.
- Thorpe, A. (1985) Diagnosis of balanced vortex structure using potential vorticity. *Journal of the Atmospheric Sciences*, **42**, 397–406.
- Thorpe, A. J., Volkert, H. and Ziemiański, M. J. (2003) The Bjerknes' circulation theorem: A historical perspective. *Bulletin of the American Meteorological Society*, **84**, 471–480.
- Wetzel, A. N., Smith, L. M., Stechmann, S. N. and Martin, J. E. (2019) Balanced and unbalanced components of moist atmospheric flows with phase changes. *Chin. Ann. Math. Ser. B*, **40**, 1005–1038.
- Wetzel, A. N., Smith, L. M., Stechmann, S. N., Martin, J. E. and Zhang, Y. (2020) Potential vorticity and balanced and unbalanced moisture. *Journal of the Atmospheric Sciences*, **77**, 1913–1931.
- Zhang, Y., Smith, L. M. and Stechmann, S. N. (2021a) Effects of clouds and phase changes on fast-wave averaging: A numerical assessment. *Journal of Fluid Mechanics*, **920**, A49.
- (2021b) Fast-wave averaging with phase changes: Asymptotics and application to moist atmospheric dynamics. *Journal of Nonlinear Science*, **31**, 38.