

LOWER BOUNDS ON THE ERROR PROBABILITY FOR INVARIANT CAUSAL PREDICTION

Austin Goddard and Yu Xiang

University of Utah
Department of Electrical Engineering
Salt Lake City, UT, USA
{austin.goddard, yu.xiang}@utah.edu

Ilya Soloveychik

Hebrew University of Jerusalem
Department of Statistics
Jerusalem, Israel
soloveychik.ilya@mail.huji.ac.il

ABSTRACT

It is common practice to collect observations of feature and response pairs from different environments. A natural question is how to identify features that have consistent prediction power across environments. The invariant causal prediction framework proposes to approach this problem through invariance, assuming a linear model that is invariant under different environments. In this work, we make an attempt to shed light on this framework by connecting it to the Gaussian multiple access channel problem. Specifically, we incorporate optimal code constructions and decoding methods to provide lower bounds on the error probability. We illustrate our findings by various simulation settings.

Index Terms— Invariance, Gaussian multiple access channel, error exponent, lower bound.

1. INTRODUCTION

Invariant causal prediction (ICP) [1] is a recently proposed framework on linear models for selecting features that are stable across different environments. It is motivated by the idea of invariance, which is often referred to as modularity, autonomy [2, 3, 4, 5, 6], or stability [7, 5]. The main assumption for invariant prediction is that *there exists a linear model invariant across environments*, with an unknown noise distribution and arbitrary dependence among predictors. Roughly speaking, it assumes for all environments $e \in \mathcal{E}$ there exists $Y^e = X^e \gamma + Z^e$, where Z^e is distributed according to an *unknown* F (that does not depend on e) and Z^e is *independent* of a set of true predictors $X_{S^*}^e$ indexed by set $S^* \subseteq \{1, \dots, m\}$ (with $|S^*| = k$). With a total of n observations from different environments, the goal of ICP is to approximate S^* in a computationally efficient manner.

There is a rich line of works on support recovery from an information-theoretic perspective [8, 9] (and we only list the most relevant ones due to space limit). The ICP framework is different from the traditional support recovery settings in that (a) the set of predictors may not be unique (see Discussion in [1]), (b) the number of potential predictors m may not

grow with number of observations n , and (c) it allows for arbitrary dependencies among features (while in support recovery settings, the measurement matrix is usually assumed to be i.i.d. [8, 9]; partly because the i.i.d. codebook is optimal for the Gaussian multiple access channel when m is exponential in n).

In this work, we leverage information-theoretic techniques for Gaussian point-to-point and multiple access channels to shed light on the character of ICP. This connection enables us to use power constraints to differentiate environments and apply optimal codeword constructions and decoding methods to obtain lower bounds on the error probability. To make this connection possible, we consider the simplest setting that guarantees a unique support such that it becomes reasonable to discuss the lower bound on the error probability of support recovery; at the same time we try to keep the dependency between variables as general as possible. Specifically, we assume that both Gaussian noise and k are known, and study cases when the channel gains are known or need to be estimated. We focus mainly on the zero-rate setting, where the number of potential predictors m does not grow with the number of samples n ¹. In the zero-rate setting, the optimal code is known to be the simplex code (detailed in Section 3.1), which we use to understand the impact of different environments on ICP. The analysis for the positive-rate case (when m is exponential in n) is possible by adopting Fano's inequality [10] and is discussed briefly in Section 4.

2. BACKGROUND AND PROBLEM SETTING

2.1. Methods for Invariant Causal Prediction

Consider a setting in which we have different experimental conditions and let \mathcal{E} denote the index set of all possible environmental conditions. In each $e \in \mathcal{E}$, let the feature vector $X^e = (X_1^e, \dots, X_m^e)^\top \in \mathbb{R}^{m \times 1}$ and the response $Y^e \in \mathbb{R}$ form a joint distribution (X^e, Y^e) . For a set $S \subseteq \{1, \dots, m\}$, X_S^e denotes a random vector containing all variables X_i^e , $i \in$

¹To simplify notation, we skip settings when m is polynomial in n (or anything slower than exponential), which also belong to the zero-rate setup.

S . In this work, we focus on the simplest setting where there are only *two environments*, i.e., $|\mathcal{E}| = 2$.

The main assumption for ICP is that there exist a vector of coefficients $\gamma = (\gamma_1, \dots, \gamma_m)^\top$ with support $S^* := \{i : \gamma_i \neq 0\}$ that, for both environments, satisfies: X^e has an arbitrary distribution and

$$Y^e = X^e \gamma + Z^e, Z^e \sim F \text{ and } Z^e \perp X_{S^*}^e, \quad (1)$$

where the (zero mean and finite variance) noise term Z^e follows the same distribution F across both environments². Variables in the vector $X_{S^*}^e$ are referred to as causal predictors, and the number of causal predictors (i.e., the cardinality of the support S^*) is $|S^*| = k$. Upon receiving n observations of (X^e, Y^e) and in each environment, the goal of ICP is to recover the support S^* .

Two ICP methods are proposed in [1], known both here and in the original work as Method I and Method II. The idea behind these and their variants (e.g. [11]) is to iterate over all subsets of variables X_S , $S \in \{1, \dots, m\}$ and test each subset for invariance. It is shown in [1] that, with high probability, the resulting intersection of invariant sets will be a subset of S^* . Generally, only the test for invariance differentiates ICP algorithms. Method I fits linear models in each environment and uses a test on regression coefficients to assert invariance. Method II fits a linear model and, for each environment, tests the mean and variance of the residuals to determine invariance.

2.2. Error Exponent and Gaussian MAC

Error exponent for the Gaussian channel. We briefly review some classical results on error exponent from Shannon [12] for the point-to-point Gaussian channel. Consider a Gaussian point-to-point channel in which the sender has access to a codebook $C = \{c_1, c_2, \dots, c_m\}$ for m messages, where $c_j \in \mathbb{R}^n$ and m is the number of codewords in C . To transmit information, the sender first chooses a codeword and then sends the i -th element of the chosen codeword at transmission time i as the input symbol X_i . We assume the *peak energy constraint* $\sum_{i=1}^n x_i(l)^2 \leq nP$ for all messages $1 \leq l \leq m$; this constraint allows us to model different environments in a natural manner. The receiver obtains $Y_i = hX_i + Z_i$, where h is the channel gain, and the Z_i are each assumed to be i.i.d. $N(0, \sigma_z^2)$. After n transmissions, the receiver needs to determine which codeword in codebook C was sent.

Definition 1 (Error exponent). We define error exponent as the rate of decay for the error probability of the optimal sequence of (m, n) codes. i.e.,

$$E_m := \limsup_{n \rightarrow \infty} -\frac{1}{n} \ln P_e^*(m, n), \quad (2)$$

where $P_e^*(m, n)$ denotes the best error probability over all (m, n) codes.

²We skip the intercept term in the model for simplicity of presentation.

As shown by Shannon in [12, Equation (82)], when $h = 1$, a lower bound on $P_e^*(m, n)$ for communicating using a codebook of m codewords over a point-to-point channel is

$$P_e^*(m, n) \geq \frac{1}{2} \Phi \left(-\sqrt{\frac{m}{4(m-2)} \cdot \frac{nP}{2}} \right), \quad (3)$$

where $\Phi(x)$ denotes the cumulative distribution function (CDF) of the standard Gaussian distribution. Accordingly, the error exponent is upper bounded by $\frac{m}{4(m-1)}P$ (which follows from [12, Equation (81)] as (82) therein is a slightly loose bound). In fact, it is well-known that $E_m = \frac{m}{4(m-1)}P$ is optimal for zero-rate settings (which include the case of interest in this paper, i.e., when m is fixed and does not grow with n), since it can be achieved using a regular simplex code on the sphere of radius \sqrt{nP} along with minimum distance decoding. The zero-rate error exponent and simplex code play a fundamental role in communication problems such as the Gaussian channel with noisy feedback [13]. To the best of our knowledge, the optimal error exponent is unknown for the Gaussian multiple access channel under the zero-rate setting.

Gaussian MAC and support recovery. One variant of the Gaussian multiple access channel (MAC) can be formulated similarly, where all the k senders *share the same codebook* $C = \{c_1, c_2, \dots, c_m\}$. The receiver obtains

$$Y_i = h_1 X_{1,i} + h_2 X_{2,i} + \dots + h_k X_{k,i} + Z_i, \quad (4)$$

where h_l is the channel gain for sender l , and $X_{l,i}$ is the input symbol from sender l at time i . From now on, we will simply refer to this common codebook setting as the Gaussian MAC.

It is well-known that this Gaussian MAC setting and the support recovery problem in linear models are equivalent (apart from unknown channel gains h_l 's needing to be estimated properly [8, 9]). We list the key similarities between these two and ICP as follows (see also details from [8]): (1) The k senders relate to the elements in S^* or, similarly, the non-zero coefficients in γ ; (2) The nonzero entries in γ can be seen as channel gains; (3) The goal of codeword recovery for a Gaussian MAC is to determine the index of the sent codeword in the codebook; similarly, the support recovery problem must determine the support S^* of the coefficients γ .

2.3. Connecting ICP with the Gaussian MAC

Even though the three similarities mentioned above are shared between the Gaussian MAC and ICP, the two problems, unlike the support recovery and codeword recovery in a Gaussian MAC, are not equivalent. This is because (1) the notion of environment and invariance in ICP; (2) ICP is very general in its assumptions. e.g, the distributions X_i^e and Z^e are arbitrary. Careful assumptions must be made and resulting differences carefully thought-out and accounted for in order to shed light on ICP via the Gaussian MAC. We outline several differences mainly due to the generality of ICP.

1. Codewords in a Gaussian MAC are often assumed to be independently distributed. In an ICP setting, however, dependencies between predictor variables are allowed.
2. In a Gaussian MAC, channel gains are known (e.g. from pilot sequences or feedback). In the case of ICP, the non-zero coefficients in γ are actually unknown and need to be estimated.
3. In ICP, the number of invariant causal predictors, k , is not known. This is in contrast to a Gaussian MAC where the number of senders is always known.
4. In a Gaussian MAC, the noise distribution is known to be i.i.d. $\mathcal{N}(0, \sigma_z^2)$. In ICP, the distribution of the noise can be arbitrary.

Because of the generality of ICP, S^* might not be unique (see Discussion in [1]), which is why most ICP methods iterate over all subsets then intersect accepted sets. This is a sharp contrast with both Gaussian MAC and ICP. Therefore, as a first attempt to connect Gaussian MAC and ICP, we need to restrict ourselves to some tractable settings where S^* is unique. We study the following class of ICP problems: (1) ICP noise is known and distributed according to $\mathcal{N}(0, \sigma_z^2)$; (2) the non-zero coefficients in γ are known (this can be relaxed in the next section), and (3) k is known.

These constraints guarantee a unique S^* , enabling us to lower bound the error probability of recovering S^* by leveraging information-theoretic techniques. We will mainly focus on a natural setting for ICP, the zero-rate case, when m is fixed. Then, we present analysis for the positive-rate case, when m grows exponentially with n . It is noteworthy that even these two settings are highly non-trivial and we report only partial theoretical solutions with heuristic algorithms.

3. LOWER BOUNDS: ZERO-RATE CASE

In an ICP setting, it is not natural to assume the number of predictors need grow with the sample size. The more relevant setting is the zero-rate case, where m is fixed and does not grow with n . Thus, this is the primary setting explored in this work. Additionally, from an algorithmic perspective, it would quickly become computationally infeasible to run ICP if m grows exponentially as most ICP methods would iterate over an exponentially increasing number of subsets.

In order to leverage the lower bound for the Gaussian point-to-point channel in (3), we start with the setting where the channel gain is known and $k = 1$ (the unknown channel gain setting is covered in Section 3.2). Suppose that (1) holds with two environments ($n/2$ samples per environment), $Z^e \sim \mathcal{N}(0, 1)$, and a channel gain of one. We are now ready to present a lower bound on the error probability of recovering S^* in ICP.

Proposition 1. *Suppose each predictor X_i^e for $i \in \{1, \dots, m\}$ is a deterministic vector in \mathbb{R}^n that obeys the power constraint $\sum x_i^2 \leq nP/2$ for environment 1 and $\sum x_i^2 \leq n(P+d)/2$ for*

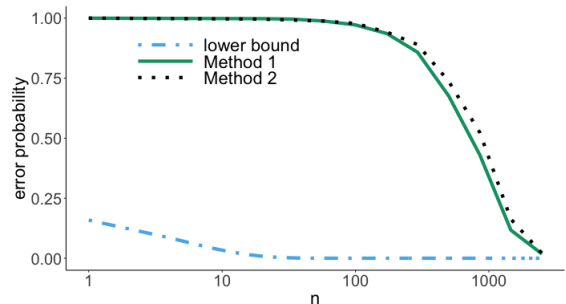


Fig. 1: Robustness of linear ICP methods with respect to the lower bound in Proposition 1. $m = 3$, $P = 0.1$, and $d = 1$.

environment 2. The error probability of correctly recovering S^* can be lower bounded as follows,

$$\frac{1}{2} \Phi \left(-\sqrt{\frac{m}{4(m-2)} \cdot \frac{n(P+d/2)}{2}} \right). \quad (5)$$

Proof. First, it is sufficient to lower bound $P_e^*(m, n)$ for the Gaussian point-to-point channel to obtain a lower bound in the ICP problem. This is because by definition, $P_e^*(m, n)$ corresponds to optimal (over all possible (m, n) codes) error probability, which implies the best environments for support recovery in ICP. Furthermore, $P_e^*(m, n)$ is computed with known noise distribution and known channel gain, which are not given in ICP.

Now, without loss of generality, assume n is even. With additional power constraints on each codeword such that, for any given codeword, $\sum_{i=1}^{n/2} x_i^2 \leq nP/2$ and $\sum_{i=n/2+1}^n x_i^2 \leq n(P+d)/2$. Thus, the peak energy constraint is $\sum_{i=1}^n x_i^2 \leq n(P+d/2)$, and the result then follows directly from (3). \square

Using the bound in (5), we compare the performance of existing methods (Methods I and II) to the lower bound on the probability of error for ICP. The setup for this comparison is as follows. Each predictor in environment one follows a uniform distribution such that $X_i^{e1} \sim U[0, \sqrt{P}]$. Predictors in environment two are distributed such that $X_i^{e2} \sim U[0, \sqrt{P+d}]$. Sampling from distributions such that these ensures the constraints in Proposition 1 are met. Unless otherwise noted, the probability of error is estimated by averaging the results over 1000 instances for all simulated experiments.

Results from the comparison can be seen in Figure 1. Given the arguments in the proof of Proposition 1, it is not surprising to see that Method I and Method II behave sub-optimally. In the following section, we discuss the optimal codes and optimal procedures for recovering S^* such that the lower bound in (5) is almost achieved (as [12, Equation (82)] is a slightly loose bound).

3.1. Optimal Codes and Differences in Environment

In this section, we discuss codes used to achieve the optimal upper and lower bounds for ICP and how these codes relate

to the distance between environments. In Proposition 1, we chose to model the differences in environment as codewords having different power constraints. This, however, is not the only interpretation for an environment in a MAC setting. For example, as we show in Section 4, environment can also be viewed as a shift in the mean of each codeword. In this section, we take a general view as to the definition of *difference between environments*, and do so in terms of optimal and worst-case codes with the goal of understanding several general principles relating to environment.

As mentioned, the bound in Proposition 1 can be achieved using a regular simplex code on the sphere of radius \sqrt{nP} . In such a code, each codeword in X satisfies the total power constraint $\sum_{i=1}^n X_i^2 = nP$ and is the same Euclidean distance from all other codewords. For example, when $m = 3$,

$$\begin{aligned} X_1 &= \sqrt{nP} \cdot [0, 1, 0, \dots, 0]^T, \\ X_2 &= \sqrt{nP} \cdot [-1/2, -\sqrt{3}/2, 0, \dots, 0]^T, \\ X_3 &= \sqrt{nP} \cdot [1/2, -\sqrt{3}/2, 0, \dots, 0]^T. \end{aligned}$$

We refer to a codebook constructed in this way as X_{sim} . Similarly, the worst-case code that can be constructed, assuming it satisfies the same total power constraint, is one such that all codewords are equal. That is,

$$X_i = [\sqrt{P}, \sqrt{P}, \dots, \sqrt{P}]^T.$$

We refer to a codebook constructed in this manner as X_{unif} .

Since Gaussian noise is symmetric, the optimal decoding scheme, referred to as the minimum distance decoding (MDD), is such that the codeword geometrically closest to the received signal is the decoded codeword [12]. Recall, that minimum distance decoding is compatible with these designed codes in the setting in question, but may not be optimal in general.

We now discuss the environments of codebooks X_{sim} and X_{unif} . Since X_{sim} and X_{unif} represent best and worst-case codes, their environments must also represent the best and worst environments, respectively. Recall the first environment in the simplex codebook, relating to its first $n/2$ rows, contains at most $m(m-1)$ non-zero elements (assuming $n > 2(m-1)$). Note any simplex code, such as the example above for $m = 3$, can have $m(m-1)$ non-zero elements, simply by rotating the simplex. The second environment in the simplex codebook, relating to its second $n/2$ rows, contains only zero elements. The portions of each codeword belonging to environment one lie on a sphere of radius \sqrt{nP} while the portions of each codeword for environment two all lie at the origin. Thus, distances between the portions of the codewords belonging to environment one and that of environment two can not get any larger without first increasing the power constraint, i.e., environments in the optimal code X_{sim} are as different as possible. In the case of X_{unif} , since all elements of each codeword are equal, the worst-case code, X_{unif} , has

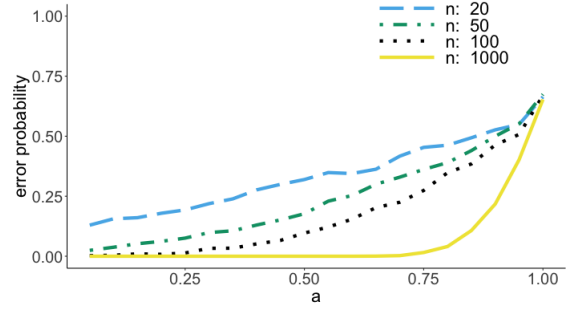


Fig. 2: Error prob. using X_{inter} with $m = 3$ and $P = 0.1$.

identical environments. Thus, we see that optimal codes correspond to environments that are different while worst-case codes correspond to environments that are the same.

To further examine how distance between environments effects the probability of error, we form a codebook X_{inter} whose difference in environments is larger than that of X_{unif} but smaller than that of X_{sim} using

$$X_{\text{inter}} = aX_{\text{unif}} + (1-a)X_{\text{sim}}, \quad (6)$$

where a ranges from 0 to 1. The value of a can be seen as a measure of how different the two environments are, where $a = 1$ being the least different and $a = 0$, the most. An example of the transition between X_{sim} and X_{unif} can be seen in Figure 2. When $a = 0$, we have the optimal case where X_{sim} is paired with minimum distance decoding. When $a = 1$, we have the optimal decoding scheme but the worst code, X_{unif} . In this case, the minimum distance decoding reverts to simply selecting, at random, any one of the codewords. Thus, for any n , the probability of error converges to $\frac{m-1}{m}$. Consequently, we come to see that no increase in sample size will improve the accuracy of ICP when data from environment one and environment two are equivalent, which is consistent with [1]. Aside from the point where two environments are identical, we find the error probability consistently drops as the sample size n increases, suggesting that, given a large enough n , one can achieve a probability of error equal to zero. In other words, given large enough n , one can always tell the minute differences in environment such that ICP can recover S^* .

3.2. Unknown Channel Gains

Oftentimes in a Gaussian MAC setting, the channel gains are assumed to be known; while in ICP, the non-zero coefficients in γ need to be estimated. Thus, we examine two methods for ICP in which the distribution of the noise is known but the coefficients in γ are not. The first is a natural extension of minimum distance decoding where gains are estimated via ordinary least squares (OLS), while the second is a simple extension of a support recovery approach in [8].

For case in which $k = 1$, a natural extension to minimum distance decoding would be to estimate the one non-zero coefficient in γ using OLS for each possible S^* . Then, as in

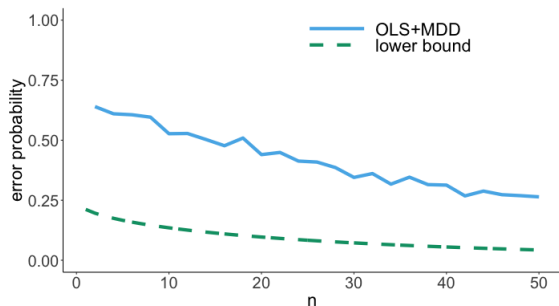


Fig. 3: Error probability using X_{sim} compared to the lower bound in (3) where $m = 3$, $k = 1$, and $P = 0.1$.

minimum distance decoding, the S^* that produces the estimate closest to the received signal Y^e is the accepted \hat{S}^* . The consequence of unknown coefficients in γ is seen by comparing this procedure using the optimal code X_{sim} to the lower bound in (3) (see Figure 3).

This procedure can be extended to the cases when $k > 1$ by examining the distance between the received signal Y^e and its estimate $\hat{Y}_S^e = \sum_{i \in S} \hat{\gamma}_i X_i^e$ for all subsets $S \subseteq \{1, \dots, m\}$ such that $|S| = k$. The estimate \hat{S}^* is the subset S belonging to the \hat{Y}_S^e closest to Y^e . We refer to this procedure, which is outlined in Algorithm 1, as OLS+MDD. If we assume $k = 1$, and that the gains are known (i.e., OLS is unnecessary), OLS+MDD is reduced to minimum distance decoding. While likely not optimum for $k \geq 1$, as minimum distance decoding is for $k = 1$, OLS+MDD may provide a good estimate of S^* under unknown gains. Similarly, the optimal code for $k = 1$, X_{sim} , is likely not optimal for $k \geq 2$. However, we report results using X_{sim} so as to compare results with the optimal $k = 1$ case.

Algorithm 1 OLS+MDD

Input: Received signal Y^e , codebook X^e , and number of causal predictors k

Output: \hat{S}^*

for every subset of variables X_S^e in X^e such that $|S| = k$
do

 Estimate non-zero coefficients in γ assuming $S^* = S$ using OLS estimates

 Predict $\hat{Y}_S^e = \sum_{i \in S} \hat{\gamma}_i X_i^e$

 Compute $R_S = \|Y^e - \hat{Y}_S^e\|_2$

end for

Output: The S associated with the smallest R_S

Results for simulations done using Algorithm 1 and X_{sim} can be seen in Figure 4. As might be expected for $k \geq 2$, the probability of error is greater than that of $k = 1$. One factor contributing to this increase is that the number of subsets grows with k . For example, when $k = 1$ and $m = 10$, there are only 10 possibilities for S^* . When $k = 5$, one must select S^* from 252 possible choices. Similarly, as k grows, accurately estimating gains is challenging as it becomes more

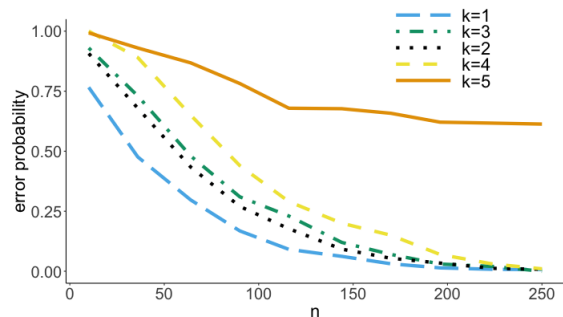


Fig. 4: Error probability using X_{sim} with $m = 3$ and $P = 0.1$.

likely to find some combination of variables in X_S that explain Y (including ones that are not causal predictors of Y).

As a second heuristic, for the $k = 1$ case, we include a slight extension to a support recovery method proposed in [8, Equations (19) and (20)] where codeword variance is simply replaced with sample variance. The procedure is as follows. For a codeword j , consider an estimate $\hat{\gamma}$ of γ in which

$$\hat{\gamma} = \sqrt{(\hat{\sigma}_j^2)^{-1} \cdot \left| \frac{1}{n} \|Y\|^2 - \sigma_z^2 \right|}, \quad (7)$$

where $\hat{\mu}_j := (1/n) \sum_{i=1}^n X_{i,j}$ is the sample mean and $\hat{\sigma}_j^2 := (1/(n-1)) \sum_{i=1}^n (X_{i,j} - \hat{\mu}_j)^2$ is the sample variance. Then, declare that $\hat{S}^* = \{j\}$ if it is the unique index such that

$$\frac{1}{n} \|Y - (-1)^q \hat{\gamma} X_{\hat{S}^*}\|^2 \leq \sigma_z^2 + \epsilon^2 \hat{\sigma}_j^2 \quad (8)$$

for all j where q is either 1 or 2 and ϵ is fixed such that it is greater than 0. If for every $j \in \{1, \dots, k\}$ there is none that meets the above criteria, or if there are multiple, one is picked arbitrarily. Note that an extension to this method exists in [8] that allows for $k \geq 2$. However, due to the performance of the OLS+MDD approach, we choose not to include any comparisons to this method.

When comparing the performance of this support recovery method, and the OLS+MDD method, we find OLS+MDD greatly outperforms the support recovery method when tested on X_{inter} for $0 \leq a \leq 1$ (see Figure 5). In fact, as a grows, OLS+MDD behaves as MDD in the optimal case where the gains are assumed to be known.

4. LOWER BOUNDS: POSITIVE-RATE CASE

As discussed previously, the bound in (5) refers to the zero rate case where m does not grow with n . However, for cases in which it is permissible to allow m to be large, and thus the rate to be positive, there exists several straightforward extensions derived from results in [8]. This allows us to analyze a lower bound on the error probability for $k \geq 1$.

In particular, we examine two cases of primary interest, when differences in environment constitute shifts in mean and variance for X^e being both random and fixed. For simplicity of notation, we assume the noise variance to be 1.

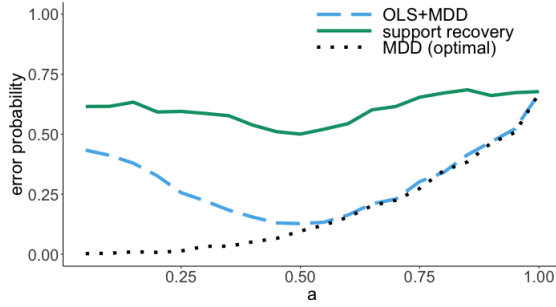


Fig. 5: Error probability using X_{inter} with $m = 3$, $k = 1$, $P = 0.1$, and $n = 100$. MDD refers to the optimal minimum distance decoding approach where the gains are known.

Corollary 1. Consider an ICP setting with noise $Z \sim \mathcal{N}(0, 1)$. Suppose each predictor X_i^e is independently distributed and has mean 0 and variance 1 for environment one and mean μ_x and variance $1 + \sigma_d^2$ for environment two. For any $T \subseteq \{1, 2, \dots, k\}$, the error probability P_e of recovering S^* can be lower bounded by,

$$P_e \geq (|T| \log m - \frac{n}{4} \log(a+1)((1+\sigma_d^2)a+1) - c_n)/b,$$

where $a = \sum_{j \in T} \gamma_j^2$, $b = \log \binom{m}{k}$, and $c_n = \log k! + 1 + n \log(m^{|T|} / \prod_{q=0}^{|T|-1} (m - (k - |T|) - q))$.

Proof. It follows immediately from [8, Theorem 2] using Fano's inequality and we only outline the key differences from [8, Equation (41)]

$$\begin{aligned} |T| \log m &\leq P_e \log \binom{m}{k} + \frac{n}{4} \log \left(2\pi e \left(\sum_{j \in T} \gamma_j^2 + 1 \right) \right) \\ &\quad + \frac{n}{4} \log \left(2\pi e \left(\left(1 + \sigma_d^2 \right) \sum_{j \in T} \gamma_j^2 + 1 \right) \right) \\ &\quad - \frac{1}{2} \log k! + \log(2\pi e) + 1 + n\epsilon_n, \end{aligned}$$

where $\epsilon_n = \frac{1}{n} \log(m^{|T|} / \prod_{q=0}^{|T|-1} (m - (k - |T|) - q))$. \square

Now by considering a deterministic X^e , the next result follows similarly and we omit the proof due to space limit.

Corollary 2. In an ICP setting, suppose the set of predictors X^e is a deterministic matrix in $\mathbb{R}^{n \times m}$ where each column X_j^e for $j \in \{1, \dots, m\}$ obeys the energy constraint $\sum_i x_{i,j}^2 \leq 1$. Assume that, after being generated, the second $n/2$ rows of X^e are shifted by μ_d . i.e., for $i > n/2 + 1$, $X_{i,j}^e = x_{i,j} + \mu_d$. Then, for any $T \subseteq \{1, 2, \dots, k\}$, the error probability P_e of recovering S^* can be lower bounded by,

$$\begin{aligned} P_e &\geq [|T| \log m - \frac{n}{4} \log((a + \tau(m)) + 1) \\ &\quad - \frac{n}{4} \log(\eta(\mu_d)(a + \tau(m)) + 1) - c_n] / b, \end{aligned}$$

where (a, b, c_n) are defined the same as before in Corollary 1, $\tau(m) = \sum_{j \in T} \sum_{i \in T} \frac{\gamma_j \gamma_i}{m-1}$, and $\eta(m) = (1 + \mu_d^2 + \frac{2\mu_d}{nm} \sum_{i=1}^n \sum_{\ell=1}^m x_{i,\ell})$.

5. REFERENCES

- [1] Jonas Peters, Peter Bühlmann, and Nicolai Meinshausen. Causal inference by using invariant prediction: identification and confidence intervals. *Journal of the Royal Statistical Society. Series B (Statistical Methodology)*, pages 947–1012, 2016.
- [2] Trygve Haavelmo. The probability approach in econometrics. *Econometrica: Journal of the Econometric Society*, pages iii–115, 1944.
- [3] John Aldrich. Autonomy. *Oxford Economic Papers*, 41(1):15–34, 1989.
- [4] Kevin D Hoover. The logic of causal inference: Econometrics and the conditional analysis of causation. *Economics & Philosophy*, 6(2):207–234, 1990.
- [5] Judea Pearl. Models, reasoning and inference. *Cambridge, UK: Cambridge University Press*, 19, 2000.
- [6] Bernhard Schölkopf, Dominik Janzing, Jonas Peters, Eleni Sgouritsa, Kun Zhang, and Joris Mooij. On causal and anticausal learning. *arXiv preprint arXiv:1206.6471*, 2012.
- [7] A Philip Dawid and Vanessa Didelez. Identifying the consequences of dynamic treatment strategies: A decision-theoretic overview. *Statistics Surveys*, 4:184–231, 2010.
- [8] Yuzhe Jin, Young-Han Kim, and Bhaskar D Rao. Limits on support recovery of sparse signals via multiple-access communication techniques. *IEEE Transactions on Information Theory*, 57(12):7877–7892, 2011.
- [9] Jonathan Scarlett and Volkan Cevher. Limits on support recovery with probabilistic models: An information-theoretic framework. *IEEE Transactions on Information Theory*, 63(1):593–620, 2016.
- [10] Thomas M Cover. *Elements of information theory*. John Wiley & Sons, 1999.
- [11] Christina Heinze-Deml, Jonas Peters, and Nicolai Meinshausen. Invariant causal prediction for nonlinear models. *Journal of Causal Inference*, 6(2), 2018.
- [12] Claude E Shannon. Probability of error for optimal codes in a gaussian channel. *Bell System Technical Journal*, 38(3):611–656, 1959.
- [13] Yu Xiang and Young-Han Kim. Gaussian channel with noisy feedback and peak energy constraint. *IEEE transactions on information theory*, 59(8):4746–4756, 2013.