

Topology of equatorial timelike circular orbits around stationary black holes

Shao-Wen Wei^{a,b} *, Yu-Xiao Liu^{a,b} †

^aLanzhou Center for Theoretical Physics, Key Laboratory of Theoretical Physics of Gansu Province, School of Physical Science and Technology, Lanzhou University, Lanzhou 730000, People's Republic of China,

^bInstitute of Theoretical Physics & Research Center of Gravitation, Lanzhou University, Lanzhou 730000, People's Republic of China

Topological approach has been successfully used to study the properties of the light ring and the null circular orbit, in a generic black hole background. However, for the equatorial timelike circular orbit, quite different from the light ring case, its radius is closely dependent of the energy and angular momentum of a test particle. This fact restricts the extension of the topological treatment to the timelike circular orbits. In this paper, we confirm that if we take the angular momentum as the control parameter, the energy of the test particle does not influence the asymptotic behavior of the constructed vector with its zero points denoting the equatorial timelike circular orbits. As a result, a well-behaved topology to characterize the equatorial timelike circular orbits can be constructed. Our study shows that the total topological charge of the timelike circular orbits vanishes for a generic black hole background, which is dependent of the energy of the particle. Significantly it reveals that the timelike circular orbits always come in pairs. Meanwhile, the stable and unstable timelike circular orbits have a positive or negative winding number. Of particular interest is that the innermost stable circular orbit corresponds to the bifurcation point of the zero point of the constructed vector. Moreover, we also examine the case when the particle energy acts as the control parameter. It is shown that there will be topological phase transition when the value of the particle energy is one. We further apply the treatment to the Kerr black hole. All the results given in a generic black hole background are exactly reproduced. These strongly indicate that our topological approach can be well generalized to the equatorial timelike circular orbits.

PACS numbers: 04.20.-q, 04.25.-g, 04.70.Bw

I. INTRODUCTION

Topology provides a powerful tool to understand the light rings (LRs) around compact objects and black holes. The existence and type of LRs can be well explored by calculating the topological charge while ignoring where the LRs are [1, 2]. Due to the fact that the LRs are closely related to the ringdown stage of a black hole merge and formation of black hole shadow, further study of the topology approach may peek into the modern observations of the LIGO/Virgo Collaboration [3] and EHT Collaboration [4, 5].

In 2017, Cunha, Berti, and Herdeiro [1] constructed a special vector by using the null geodesics and found that the LRs are exactly at the zero points of the vector. Then in the vector space, the winding number of a zero point can provide us with some interesting results. Meanwhile, summing the winding numbers of all the zero points, one can obtain the topological charge for the LRs. Via such topological approach, they originally proposed that under a stationary and axisymmetric equilibrium ultracompact object, the topological charge of the LRs always vanishes. This indicates that the LRs must come in pairs for such ultracompact objects. If one of the LRs is stable, another one must be unstable [6, 7].

Shortly afterwards, the study was generalized to the black hole backgrounds [2]. The result suggests that for a Kerr-like black hole, it possesses at least one standard LR outside the horizon for each rotation sense. Other related issues including the stability of angular motion were discussed in Refs. [8–10]. In particular, it was found that there exists a topological phase transition for the dilatonic Melvin spacetime and Schwarzschild-dilatonic-Melvin black hole at the dilatonic parameter $a = \sqrt{3}$ [11].

* weishw@lzu.edu.cn

† liuyx@lzu.edu.cn

Combining with Duan's topological current ϕ -mapping theory [12], we also applied the study to the nonrotating black hole case [13]. The inner structure of the topological charge, as well as the bifurcation phenomena was investigated. For the Dyonic black hole solution [14], the previous study showed that there exist several photon spheres (PSs), the counterpart of LRs in a spherically symmetric spacetime. This provides us with a good opportunity to test the topological argument. After calculating the topological charge, we found that its value is always -1 independent of other parameters. This implies that the standard PSs are always one more than the exotic ones. So the topological approach holds even multi PSs are presented.

Inspired by the study, we proposed a topological approach for the black hole thermodynamics [15]. Starting with the first law of black hole thermodynamics, we constructed a vector. The critical point is found to exactly locate at the zero point of the vector. By making use of the Duan's topological current ϕ -mapping theory, we endowed each critical point with a winding number. Summing the winding numbers for all the critical points, we shall obtain the topological charge, which keeps unchanged for the system. Unexpectedly, we found that besides the conventional critical point of negative winding number, there is another novel critical point with positive winding number. Combining with the black hole thermodynamics, we pointed out that only the conventional critical point acts as an indicator of the first order black hole phase transition. Such topological study was also extended to the Gauss-Bonnet black hole [16], where three critical points appear. Nevertheless, the total topological charge keeps unchanged with the black hole electric charge.

Considering that the black hole solutions with the critical points are very limited, we introduced another topological approach by the free energy of the black hole system [17]. Each actual black hole solution corresponds to the zero point of a constructed vector. Thus it will be endowed with a winding number in the vector space. Taking the inverse Hawking temperature as the control parameter, the total topological charge is universal and independent of the black hole temperature and other parameters. By taking advantage of such topological properties, different black hole systems are divided into different topological classes. For example, the Schwarzschild, Reissner-Nordström, and Reissner-Nordström-AdS black holes, respectively, have topological charge -1, 0, 1 indicating they are in different topological classes. All these results indicate that the topological approach is a promising way in studying the LRs and thermodynamic properties of the black hole systems.

On the other hand, very recently, the general properties of the timelike circular orbits (TCOs) have been explored in Refs. [18, 19]. It was found that the stable and unstable LRs delimit the region of stable and unstable TCOs. However, the topological approach for the TCOs remains to be established despite the great success gained for the LRs. In the backgrounds of compact objects or black holes, the location of LR is only dependent of the parameters of the compact objects or black holes, while independent of the energy and angular momentum of the photon. This states that the LR, just like the horizon, is an intrinsic property of the spacetime. However, not all the photons can feel the existence of the LR. Considering that these photons come from far away from the black hole, some of them will fall into and some of them will fly past it. Only those with appropriate energy and angular momentum will round the black hole along the LRs. Moreover, if the background is fixed, the relation of the energy and angular momentum of the photon is linear.

Now we wonder whether a massive test particle with certain energy and angular momentum can feel the TCOs. Similar to the photon, there must be some conditions. As well known, the radius of the TCO depends both on the black hole parameters and the massive particle itself. For a given TCO, the relation of the energy and angular momentum of these particles orbiting along the black hole is not linear anymore. Due to these facts, it seems that we cannot construct a well-behaved topological approach for the TCOs as expected. Or it is impossible to obtain the corresponding topological information of the TCOs.

However, we should point out that the greatest advantage of the topological approach is that it ignores the specific details, such as the relation of the energy and angular momentum, as well as the locations of the TCOs. Keeping this in mind, we just require that, in certain parameter regions, the asymptotic behavior of the constructed vector does not change to establish a well-behaved topological approach. Motivated by this idea, we manage to construct the topological approach for the TCOs for the first time. We shall show that when taking the angular momentum as the control parameter, the energy of the massive particle does not change the asymptotic behavior of the considering vector, indicating a well-behaved topology. In such approach, the innermost stable circular orbit (ISCO) acts as a bifurcation point of the zero points of the vector. More importantly, we find the TCOs always come in pairs for the Kerr-like black holes.

The present paper is organized as follows. In Sec. II, we start with the geodesics and construct a vector with its zero points denoting the TCOs. The asymptotic behavior of the vector is examined when we take the angular momentum as the control parameter, which means that the TCOs evolve with the angular momentum. In Sec. III, we calculate the global and local topological charges for the TCOs. Meanwhile, the topological property of the ISCO is also discussed. We then apply this approach to the Kerr black hole in Sec. IV. Adopting the energy as the control parameter, we investigate the corresponding topology as well in Sec. V. Finally, we summarize and discuss our results in Sec. VI.

II. CIRCULAR GEODESICS AND EFFECTIVE POTENTIAL

We consider a four-dimensional stationary, axi-symmetric, asymptotically flat black hole spacetime possessing two Killing vectors, $\xi^\mu = (\partial_t)^\mu$ and $\psi^\mu = (\partial_\varphi)^\mu$. Moreover, we assume the metric is circular, i.e., $\xi^\mu R_{\mu}^{[\nu} \xi^{\rho} \psi^{\sigma]} = \psi^\mu R_{\mu}^{[\nu} \xi^{\rho} \psi^{\sigma]} = 0$, and has a north-south \mathcal{Z}_2 symmetry. As a result, the circular orbit motion can only be on the equatorial plane. Then under these conditions, the most generic metric reads

$$ds^2 = g_{tt}(r, \theta)dt^2 + g_{rr}(r, \theta)dr^2 + g_{\theta\theta}(r, \theta)d\theta^2 + g_{\varphi\varphi}d\varphi^2 + 2g_{t\varphi}dtd\varphi, \quad (1)$$

assuming a signature $(-, +, +, +)$. For a black hole, we assume that its horizon locates at a constant (positive) radial coordinate $r = r_h$. So in the exterior region of the black hole, one should have $r_h < r < \infty$. We also have $g_{rr} > 0$, $g_{\theta\theta} > 0$, and $g_{\varphi\varphi} > 0$ outside the horizon. The angular coordinates $\theta \in [0, \pi]$ and $\varphi \in [0, 2\pi]$. According to the \mathcal{Z}_2 symmetry, the equatorial plane is at $\theta = \pi/2$. Although we only concern the equatorial timelike circular orbits, here we still expect to leave θ as a free variable. Considering the condition $\det(-g) > 0$, one easily obtains

$$B(r, \theta) \equiv g_{t\varphi}^2 - g_{tt}g_{\varphi\varphi} > 0. \quad (2)$$

At the horizon, we have $B(r_h, \theta) = 0$. Under the metric (1), the motion of a test particle can be described by the Lagrangian

$$\mathcal{L} = \frac{1}{2}g_{\mu\nu}\dot{x}^\mu\dot{x}^\nu = -\frac{1}{2}\mu^2, \quad (3)$$

where the dot denotes the derivative with respect to an affine parameter, and $\mu^2 = 1, 0, -1$ are for the timelike, null, and spacelike geodesics, respectively. The conjugate momenta can be calculated as

$$\pi_\mu = \frac{\partial\mathcal{L}}{\partial\dot{x}^\mu} = g_{\mu\nu}\dot{x}^\nu. \quad (4)$$

Therefore the Hamiltonian for the test particle reads

$$\begin{aligned} \mathcal{H} &= \pi_\mu\dot{x}^\mu - \mathcal{L} \\ &= \frac{1}{2}\left(g_{tt}\dot{t}^2 + g_{rr}\dot{r}^2 + g_{\theta\theta}\dot{\theta}^2 + g_{\varphi\varphi}\dot{\varphi}^2 + 2g_{t\varphi}\dot{t}\dot{\varphi}\right) = -\frac{1}{2}\mu^2. \end{aligned} \quad (5)$$

Rearranging it, we shall get

$$g_{rr}\dot{r}^2 + g_{\theta\theta}\dot{\theta}^2 + g_{tt}\dot{t}^2 + 2g_{t\varphi}\dot{t}\dot{\varphi} + g_{\varphi\varphi}\dot{\varphi}^2 + \mu^2 = 0. \quad (6)$$

Following the treatment for the null geodesics [20, 21], we denote the kinetic term \mathcal{K} and potential term \mathcal{V} as

$$\mathcal{K} = g_{rr}\dot{r}^2 + g_{\theta\theta}\dot{\theta}^2, \quad (7)$$

$$\mathcal{V} = g_{tt}\dot{t}^2 + 2g_{t\varphi}\dot{t}\dot{\varphi} + g_{\varphi\varphi}\dot{\varphi}^2 + \mu^2. \quad (8)$$

Therefore, the motion of the test particle (6) turns to

$$\mathcal{K} + \mathcal{V} = 0. \quad (9)$$

Note that the kinetic term $\mathcal{K} \geq 0$, and the inequality is saturated at $\dot{r} = \dot{\theta} = 0$. Then the motion of the particle is completely govern by the effective potential \mathcal{V} . On the other hand, these two Killing vectors ξ^μ and ψ^μ are related to two constants, the energy and orbital angular momentum of the test particle, along each geodesics

$$-E = g_{\mu\nu}u^\mu\xi^\nu = g_{tt}\dot{t} + g_{t\varphi}\dot{\varphi}, \quad (10)$$

$$l = g_{\mu\nu}u^\mu\psi^\nu = g_{t\varphi}\dot{t} + g_{\varphi\varphi}\dot{\varphi}, \quad (11)$$

where u^μ denotes the tangent vector of the geodesics. Solving the above two equations, one can obtain

$$\dot{t} = \frac{1}{B}(Eg_{\varphi\varphi} + lg_{t\varphi}), \quad (12)$$

$$\dot{\varphi} = -\frac{1}{B}(Eg_{t\varphi} + lg_{tt}). \quad (13)$$

Plugging them into the potential (8), one has

$$\mathcal{V} = -\frac{1}{B} (E^2 g_{\varphi\varphi} + 2Elg_{t\varphi} + l^2 g_{tt}) + \mu^2. \quad (14)$$

When $\mu^2 = 0$, this exactly reduces to the potential [20, 21] of a null particle. Similarly, we can reexpress this potential as

$$\mathcal{V} = -\frac{l^2 g_{\varphi\varphi}}{B} \left(\frac{E}{l} - H_+ \right) \left(\frac{E}{l} - H_- \right) + \mu^2, \quad (15)$$

where H_{\pm} are only dependent of the black hole metric and are given by

$$H_{\pm} = \frac{-g_{t\varphi} \pm \sqrt{B}}{g_{\varphi\varphi}}. \quad (16)$$

For a photons with $\mu^2 = 0$, it is quite clear that the LR related with $\mathcal{V} = \partial_r \mathcal{V} = 0$ satisfies [20, 21]

$$\frac{E}{l} = H_{\pm}, \quad (17)$$

$$\frac{\partial H_{\pm}}{\partial r} = 0. \quad (18)$$

This is an amazing result that the radius r_{LR} of the LR (or the photon sphere for the static spherically black hole) of the black hole can be solved by the second equation (18) and is independent the properties of the photon, indicating that it is an intrinsic structure of the black hole just like the horizon. Then plugging it into (17), one shall get $E/l = H_{\pm}(r_{LR})$ for these photons orbiting in the LR. In Ref. [2], by defining a new vector $v = ((\partial_r H_{\pm})/\sqrt{g_{rr}}, (\partial_{\theta} H_{\pm})/\sqrt{g_{\theta\theta}})$, one finds the location of the LR is exactly at the zero point of v from (18). As a result, by calculating the winding number in the vector space, we can obtain some properties of the LR. In particular, considering all the regions of (r, θ) , the global property of the LR in a black hole background will be obtained by examining the asymptotic behaviors of v near the boundary. This treatment mainly takes advantage of the result that H_{\pm} are independent of the energy and angular momentum of the photon. However, due to the presence of the extra term μ^2 in (15), the case becomes obscure. On the other hand, since μ^2 is independent of the θ -motion, the behavior of \mathcal{V} near $\theta = 0$, and π will not be modified.

In order to establish the topology for the timelike circular orbit, we reexpress the effective potential (14) in the following form

$$\mathcal{V} = -\frac{g_{\varphi\varphi}}{B} (E - e_1)(E - e_2), \quad (19)$$

where

$$e_1 = \frac{-lg_{t\varphi} + \sqrt{B}\sqrt{l^2 + \mu^2 g_{\varphi\varphi}}}{g_{\varphi\varphi}}, \quad (20)$$

$$e_2 = \frac{-lg_{t\varphi} - \sqrt{B}\sqrt{l^2 + \mu^2 g_{\varphi\varphi}}}{g_{\varphi\varphi}}. \quad (21)$$

Obviously, $\mathcal{V} = 0$ leads to the energy of the test particle $E = e_{1,2}$. It is worth to note that e_2 takes negative values, indicating it may not the real solution for a massive particle, and thus we abandon it. Then the conditions $\mathcal{V} = \partial_r \mathcal{V} = 0$ for determining the timelike circular orbit become

$$E = e_1, \quad (22)$$

$$\partial_r e_1 = 0. \quad (23)$$

Quite different from the LR, $\partial_r e_1$ here not only depends on r , but also on the angular momentum l of the test particle, so it seems that we cannot construct the topology for the TCO as expected.

Here we would like to propose a new viewpoint while still similar to that for the photon. For each given angular momentum l , we can obtain the radius of the TCO by solving (23). Although there may be no solution, or some requirements are imposed on the energy E and angular momentum l of the test particle, it does not affect our treatment. After obtaining the radius of the TCO, we can substitute it into (22), then the energy of the test particle will be obtained.

In order to give a global topology, we only require that the values of the energy and the angular momentum do not change the asymptotic behavior of $\partial_r e_1$ at the boundary of the (r, θ) plane. Aiming at it, we define a new vector $\phi = (\phi^r, \phi^\theta)$ similar to the photon case:

$$\phi^r = \frac{\partial_r e_1}{\sqrt{g_{rr}}}, \quad \phi^\theta = \frac{\partial_\theta e_1}{\sqrt{g_{\theta\theta}}}. \quad (24)$$

Obviously, $\phi = 0$ corresponds to the TCO and $\theta = \pi/2$ as expected. In the following, we turn to the asymptotic behavior of ϕ at the boundary of the (r, θ) plane. This shall further confirm that the construction of the topology for the TCO is meaningful.

For our case, we should examine four asymptotic behaviors of ϕ near the horizon $r \rightarrow r_h$, infinity $r \rightarrow \infty$, and $\theta \rightarrow 0, \pi$.

i) *Axis limit.* As we have shown in the potential (14), the extra term μ^2 does not affect the axis limit, so for the massive test particle, it has the same axis limit as that of the photon. In order to clearly show it, we here follow Ref. [2] and give a detailed calculation. Defining a local coordinate $\rho = \sqrt{g_{\varphi\varphi}}$, one can find when $\theta \rightarrow 0$ or π , $d\rho/d\theta$ is positive or negative. By expanding the metric function at small ρ , one has [2]

$$g_{tt} \sim g_{tt}^0 + \mathcal{O}(\rho), \quad g_{\rho\rho} \sim g_{\rho\rho}^0 + \mathcal{O}(\rho), \quad (25)$$

$$g_{\varphi\varphi} = \rho^2, \quad g_{t\varphi} \sim b_0 \rho^n + \mathcal{O}(\rho^{n+1}), \quad (26)$$

where $g_{tt}^0, g_{\rho\rho}^0, b_0$ are constants, and $n \in N$. Assuming C^2 smoothness and regularity close to the axis, one shall have $n \geq 2$ [22]. Therefore, we obtain

$$e_1 \sim \frac{|l| \sqrt{-g_{tt}^0}}{\rho}. \quad (27)$$

At zero order in ρ , one has $g_{\rho\rho} d\rho^2 \sim g_{\theta\theta} d\theta^2$, and thus

$$\phi_\theta \sim \text{sign} \left(\frac{d\rho}{d\theta} \right) \partial_\rho e_1 \sim -\text{sign} \left(\frac{d\rho}{d\theta} \right) \frac{|l| \sqrt{-g_{tt}^0}}{\rho^2}. \quad (28)$$

Note that $\phi_r \sim \rho^{-1}$, we have $\phi_\theta \gg \phi_r$. Even for vanishing angular momentum l , one has $\phi_\theta \sim \rho^{-3/2}$, and thus this relation still holds. This indicates that the direction of the vector is vertical near $\theta=0$ and π . Further combining with the fact that $d\rho/d\theta$ is positive and negative as $\theta \rightarrow 0$ and π , we find the vector is outward at $\theta=0$ and π .

ii) *Horizon limit.* Here we would like to consider the behavior of the vector ϕ at the horizon. As discussed in Ref. [2], we can set a local radial coordinate x such that $g_{xx} = 1$, and $x = 0$ at the black hole horizon. Near the horizon, one can obtain

$$\omega \simeq \omega_H + \mathcal{O}(x^2), \quad g_{\varphi\varphi} \simeq g_{\varphi\varphi}^H + \mathcal{O}(x^2), \quad (29)$$

$$g_{t\varphi} \simeq -\omega_H g_{\varphi\varphi}^H, \quad B \simeq g_{\varphi\varphi}^H \kappa^2 x^2, \quad g_{tt} \simeq \omega_H^2 g_{\varphi\varphi}^H. \quad (30)$$

Then

$$\partial_x e_1 \simeq \kappa \sqrt{\frac{l^2}{g_{\varphi\varphi}^H} + \mu^2} + \mathcal{O}(x). \quad (31)$$

By using $(1/\sqrt{g_{xx}})(\partial/\partial x) = (1/\sqrt{g_{rr}})(\partial/\partial r)$, one shall obtain

$$\phi_r = \frac{\partial_r e_1}{\sqrt{g_{rr}}} \simeq \kappa \sqrt{\frac{l^2}{g_{\varphi\varphi}^H} + \mu^2}. \quad (32)$$

For a nonextremal black hole, we see that ϕ_r takes a positive value. In order to determine the direction of the vector ϕ at the horizon, one needs to calculate ϕ_θ . However, employing with (32) and ignoring the specific value of ϕ_θ , we can conjecture that the direction of the vector ϕ must be to the right with an inclination at most.

iii) *Asymptotic limit.* Here let us consider the asymptotic behavior of the vector at infinity. Here we require the spacetime tends to a flat one in standard spherical coordinates, namely

$$g_{t\varphi} \simeq \mathcal{O}\left(\frac{1}{r}\right), \quad g_{\varphi\varphi} \simeq r^2 \sin^2 \theta + g_{\varphi\varphi}^0 + \mathcal{O}\left(\frac{1}{r}\right), \quad g_{tt} \simeq -1 + \mathcal{O}\left(\frac{1}{r}\right), \quad g_{rr} \simeq 1 + \mathcal{O}\left(\frac{1}{r}\right). \quad (33)$$

Therefore, we have

$$\phi_r \simeq \frac{M\sqrt{\mu^2}}{r^2} + \mathcal{O}\left(\frac{1}{r^3}\right), \quad (34)$$

which is small but a positive value. As a result, by ignoring the specific value of ϕ_θ , the direction of the vector ϕ is to the right similar to that in the horizon limit.

In summary, we see that the energy and angular momentum of the test massive particle do not affect the behavior of the vector ϕ at the boundary of the (r, θ) plane, and this result strongly implies that we can construct the topology for the TCOs for the massive particle in a black hole background.

III. GLOBAL AND LOCAL TOPOLOGIES

Based on the asymptotic behaviors of ϕ at the boundary of the (r, θ) plane, we here investigate the global and local topological properties for the TCOs. Moreover, we also examine the topology for the ISCO.

A. Global property

As we have shown that the TCOs locate exactly at the zero points of the vector ϕ . Hence, we can calculate the topological charge W defined as [12]

$$W = \int_{\Sigma} j^0 d^2x \quad (35)$$

in the (r, θ) plane for the TCOs. Here j^0 is the zero-th component of the topological current

$$j^\mu = \frac{1}{2\pi} \epsilon^{\mu\nu\rho} \epsilon_{ab} \frac{\partial n^a}{\partial x^\nu} \frac{\partial n^b}{\partial x^\rho}, \quad (36)$$

where $x^\mu = (t, r, \theta)$, and the unite vector $n^a = (\phi^r/|\phi|, \phi^\theta/|\phi|)$. Here, $x^0 = t$ denotes the time control parameter. One can study the evolution of the zero points with that parameter as expected. On the other hand, other parameters of the black hole or particle can also be chosen as the control parameter. For a well definition, we require that the zero points cannot reach the boundary of the (r, θ) plane at finite value of the control parameter. In the following study, we mainly treat the angular momentum l of the particle as a control parameter. The brief discussion on choosing energy will also be given.

After some calculations, one arrives [12]

$$W = \sum_{n=1}^N w_n, \quad (37)$$

which is the sum of the winding number w for all the zero points on the region Σ . On the other hand, we can also obtain the topological charge for a region Σ by counting the number of the loops that the vector makes in the vector ϕ space when x^μ counterclockwise goes along the closed curve $\partial\Sigma$,

$$W = \frac{1}{2\pi} \oint_C d\Omega = \frac{1}{2\pi} \oint_C \epsilon_{ab} n^a dn^b, \quad (38)$$

where Ω denotes the change of the direction of the vector.

Considering that the curve $C = \partial\Sigma$ encloses the entire parameter region, one will obtain the global property of the topology. Here we can divide the closed curve into two parts L_1 and L_2 such that $C = L_1 \cup L_2$. As shown in Fig. 1, we can see that the directions of the vector are outward at $\theta = 0$ and π , and is to the right at $r = r_h$ and ∞ by ignoring the possible inclination. According to the asymptotic behaviors of ϕ , we easily get

$$\begin{aligned} W &= \frac{1}{2\pi} \int_{L_1} d\Omega + \frac{1}{2\pi} \int_{L_2} d\Omega \\ &= \frac{1}{2\pi} \times (-\pi) + \frac{1}{2\pi} \times (\pi) \\ &= 0. \end{aligned} \quad (39)$$

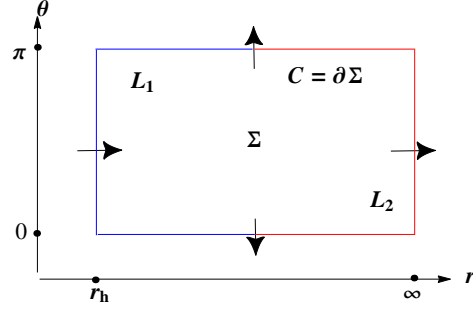


FIG. 1: Representation of the contour $C = \partial\Sigma = L_1 \cup L_2$ (which encloses all the parameter region Σ) on the (r, θ) plane. L_1 and L_2 are the left and right parts of the contour marked in blue and red colors, respectively. Black arrows indicate the approximate directions of the vector ϕ in the boundaries.

This states that the total topological charge vanishes for the TCOs. Significantly, it is universal result independent of the energy and angular momentum of the massive test particle, as well as the black hole spin. This is an amazing result, and based on which, we can conclude that the TCOs always come in pairs for the four-dimensional stationary, axisymmetric, asymptotically flat black hole. This property is quite different from that of the LR, whose topological charge is -1 indicating there exists one LR at least.

B. Local property and stability

As shown above, we confirm that the global topological charge of the TCOs is zero. So they either disappear or they appear in pairs. However, quite different from the LR which is the intrinsic structure of the spacetime, TCOs are closely dependent of the test particle. For some certain values of the energy and angular momentum, the TCOs may be present, while for other values, they may be absent. In this subsection, we focus on the local topological charge and the stability for the TCOs.

For each TCO at a given radius r_t , the energy and angular momentum are not independent of each other, and they must satisfy the conditions (22) and (23). From (23), one can solve the angular momentum as [18]

$$l_{\pm} = \frac{g_{t\varphi} + g_{\varphi\varphi}\Omega_{\pm}}{\sqrt{\beta_{\pm}}}\Bigg|_{r_t}, \quad (40)$$

where

$$\Omega_{\pm} = \frac{-g'_{t\varphi} \pm \sqrt{C}}{g'_{\varphi\varphi}}, \quad (41)$$

$$\beta_{\pm} = -g_{tt} - 2g_{t\varphi}\Omega_{\pm} - g_{\varphi\varphi}\Omega_{\pm}^2, \quad (42)$$

$$C = (g'_{t\varphi})^2 - g'_{tt}g'_{\varphi\varphi}, \quad (43)$$

with the prime denoting the derivative with respect to the radial coordinate. Plugging the angular momentum l into (22), the energy will be of the following form

$$E_{\pm} = -\frac{g_{tt} + g_{t\varphi}\Omega_{\pm}}{\sqrt{\beta_{\pm}}}\Bigg|_{r_t}, \quad (44)$$

By making use of (19), we have

$$\frac{\partial^2 \mathcal{V}}{\partial r^2} = \frac{(e_1 - e_2)g_{\varphi\varphi}\sqrt{g_{rr}}}{B} \frac{\partial \phi^r}{\partial r} \quad (45)$$

for the TCOs. Since $e_2 < 0$, the coefficient is positive. Therefore, we know

$$\frac{\partial^2 \mathcal{V}}{\partial r^2}\Bigg|_{r_t} > 0 (< 0) \Rightarrow \frac{\partial \phi^r}{\partial r}\Bigg|_{r_t} > 0 (< 0). \quad (46)$$

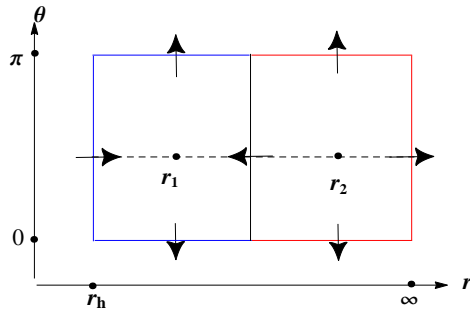


FIG. 2: Representation of the direction of the vector ϕ along the contours enclosing two zero points at r_1 and r_2 .

Note that the stable and unstable TCOs correspond to positive and negative $\partial^2\mathcal{V}/\partial r^2$, respectively. Via (46), we can also examine the stability of the TCOs by using ϕ^r . In Fig. 2, we show an example that there are two TCOs located at r_1 and r_2 (suppose $r_1 < r_2$), respectively. Via the asymptotic behaviors of ϕ^r at horizon and infinity, we know ϕ^r is positive in the regions $(r_h, r_1) \cup (r_2, +\infty)$, and negative in (r_1, r_2) . So near $r = r_1$, $\partial\phi^r/\partial r$ is negative, while near $r = r_2$, $\partial\phi^r/\partial r$ is positive. This indicates that the TCO is unstable at r_1 , while stable at r_2 .

After addressing the stability of the TCOs, we expect to examine the local topological charge for these two TCOs. Considering that ϕ^r or n^r changes its sign at r_1 and r_2 , we also mark the direction of the vector in Fig. 2. Thus one can easily get the winding number $w=-1$ and 1 for the zero points located at r_1 and r_2 , respectively. So we can conclude that the unstable and stable TCOs correspond to negative or positive winding numbers. Nevertheless, the sum of the winding numbers vanishes.

C. ISCO and bifurcation point

As we have shown above that positive or negative winding number corresponds to stable or unstable TCO with $\partial^2\mathcal{V}/\partial r^2 > 0$ or < 0 . Between these two cases, there is a critical case with $\partial^2\mathcal{V}/\partial r^2 = 0$, which exactly corresponds to the ISCO for the Kerr-like black holes.

In general, the ISCO is determined by

$$\mathcal{V} = 0, \quad \frac{\partial\mathcal{V}}{\partial r} = 0, \quad \frac{\partial^2\mathcal{V}}{\partial r^2} = 0. \quad (47)$$

The first condition is naturally satisfied at $E = e_1$, which is dependent of the angular momentum l and radius r_t of the TCOs. Meanwhile the radius r_t can be obtained by solving the second equation. As expected, we denote its solution as $r = r_t(l)$. For different values of l , the TCOs have different orbit radii, so we can treat the angular momentum as a control parameter. After a simple calculation, the third condition $\partial^2\mathcal{V}/\partial r^2 = 0$ or $\partial\phi^r/\partial r = 0$ turns to

$$\left. \frac{dl}{dr_t} \right|_{(l^*, r_t^*)} = 0. \quad (48)$$

According to the Duan's topological current theory, the point (l^*, r_t^*) related with the ISCO is a bifurcation point. Near the point, we can expand the angular momentum as

$$l - l^* = \frac{1}{2} \left. \frac{d^2l}{dr_t^2} \right|_{(l^*, r_t^*)} (r_t - r_t^*)^2 + \mathcal{O}(r_t - r_t^*)^3. \quad (49)$$

Via this equation, one can obtain two branch solutions in the $r_t - l$ plane. When $\left. \frac{d^2l}{dr_t^2} \right|_{(l^*, r_t^*)} > 0$, these two branch solutions are present for $l > l^*$, and otherwise, they are present for $l < l^*$. According to this property, the bifurcation point can be, respectively, divided into the generated and annihilated points [23].

On the other hand, since the topological current is conserved, the local topological charge of these two generated or annihilated point should be opposite. In particular, the local topological charge of the bifurcation point vanishes. This also suggests that the winding number of the ISCO is zero.

IV. TIMELIKE CIRCULAR ORBITS AND TOPOLOGY IN KERR BLACK HOLE

In the above section, we have constructed the topology for the TCOs for a generic metric. In this section, we manage to apply it to the Kerr black hole and to confirm whether the above study is applicable. This shall uncover the detailed properties for a specific example.

A. Effective potential

The metric of the Kerr black hole is given by

$$ds^2 = -\frac{\Delta}{\rho^2} \left(dt - a \sin^2 \theta d\varphi \right)^2 + \frac{\rho^2}{\Delta} dr^2 + \rho^2 d\theta^2 + \frac{\sin^2 \theta}{\rho^2} \left(a dt - (r^2 + a^2) d\varphi \right)^2, \quad (50)$$

where the metric functions read

$$\rho^2 = r^2 + a^2 \cos^2 \theta, \quad (51)$$

$$\Delta = r^2 - 2Mr + a^2. \quad (52)$$

Solving $\Delta = 0$, one can obtain the radii of the black hole horizons

$$r_{\pm} = M \pm \sqrt{M^2 - a^2}. \quad (53)$$

Obviously, for a black hole, its spin must be $a/M \in (0, 1)$. From (19), the effective potential \mathcal{V} can be obtained, and $e_{1,2}$ are given by

$$e_{1,2} = \frac{2alMr \pm \rho \csc \theta \sqrt{\Delta \left((a^2 + r^2)^2 \sin^2 \theta + l^2 \rho^2 - a^2 \Delta \sin^4 \theta \right)}}{(a^2 + r^2)^2 - a^2 \Delta \sin^2 \theta}, \quad (54)$$

where we have taken $\mu^2 = 1$. In the equatorial plane, they reduce to

$$e_{1,2} = \frac{2alMr \pm r \sqrt{\Delta \left((a^2 + r^2)^2 + l^2 r^2 - a^2 \Delta \right)}}{(a^2 + r^2)^2 - a^2 \Delta}. \quad (55)$$

In order to show the characteristic behavior of the potential, we plot it in Fig. 3 for the black hole with $a=0.98$ and $M = 1$. When $l=-4.5$, we observe from Fig. 3(a) that there are two extremal points for fixed energy E . When $E=0.9691$ and 0.9776 , there exists one point with $\mathcal{V} = \partial_r \mathcal{V} = 0$ for each curve. It is obvious that these points are just the locations of TCOs, where the surrounding particle has zero radial velocity. So there are two TCOs for $l=-4.5$. Slightly increasing the angular momentum such that $l=-4.2209$, we can find from Fig. 3(b) that there are two extremal points for the small value of the energy. With the increase of the energy, these two extremal points coincide at the black dot with energy $E=0.9620$, and an extra condition $\partial_{r,r} \mathcal{V} = 0$ is satisfied. Actually, the black dot denotes the ISCO as expected. When the energy is beyond 0.9620 , no extremal point will be present. Taking $l=-4$, and 1.5 , we describe the effective potentials in Figs. 3(c) and 3(d), respectively. Although the angular momenta have different signs, their patterns are quite similar. Even varying the energy, we see that there exists no the extremal point. This strongly indicates that TCOs do not exist for these cases. When $l=1.6827$ shown in Fig. 3(e), the effective potential shows a similar behavior as that of Fig. 3(b). The ISCO is present for the certain values of a , l , and E . For $l=1.7$, two TCOs marked with the black dots are shown in Fig. 3(f). These disclose the characteristic behaviors of the effective potential. In summary, by varying the angular momentum, we find that there can be two TCOs, one ISCO, or no TCO.

B. Vector and asymptotic behaviors

As shown above, the TCOs are related with the zero points of the vector. Here we would like to examine the asymptotic behavior of the vector in the background of the Kerr black hole and to see whether it is consistence with the generic case shown in Sec. II.

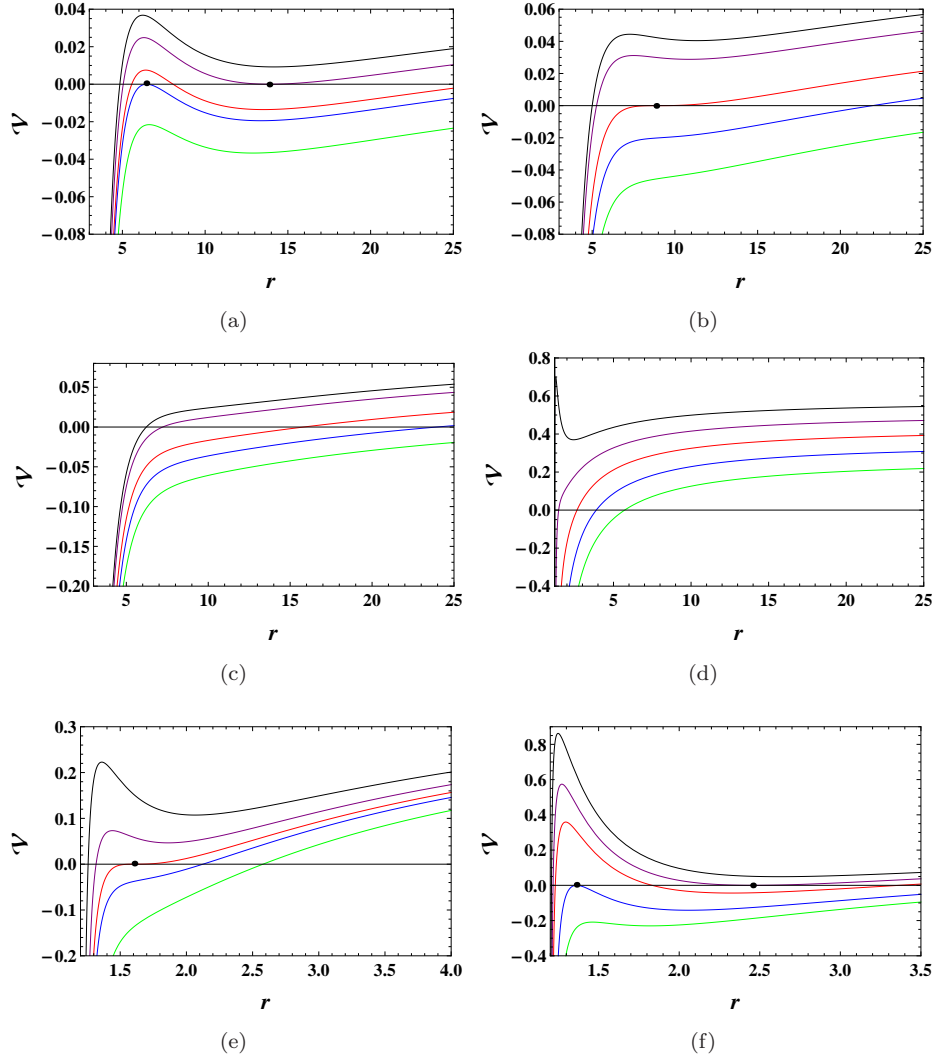


FIG. 3: Behavior of the effective potential \mathcal{V} with $a=0.98$ and $M=1$. (a) $l=-4.5$. $E=0.9650, 0.9691, 0.9750, 0.9776,$ and 0.9850 from top to bottom. (b) $l=-4.2209$. $E=0.9450, 0.9500, 0.9620, 0.9700,$ and 0.9800 from top to bottom. (c) $l=-4$. $E=0.9450, 0.9500, 0.9620, 0.9700,$ and 0.9800 from top to bottom. (d) $l=1.5$. $E=0.65, 0.70, 0.75, 0.80,$ and 0.85 from top to bottom. (e) $l=1.6827$. $E=0.75, 0.76, 0.7661, 0.77,$ and 0.78 from top to bottom. (f) $l=1.9$. $E=0.81, 0.8210, 0.83, 0.8474,$ and 0.86 from top to bottom. Black dots denote these points satisfying $\mathcal{V} = \partial_r \mathcal{V} = 0$.

The vector can be obtained via (24), which is in a complicated form and we will not show them. Expanding the vector near $\theta = 0$, we have

$$\phi_r(\theta \rightarrow 0) = -\frac{l(a^2(M+r) + r^2(r-3M))}{(a^2+r^2)^{\frac{5}{2}}}\theta^{-1} + \frac{2a\sqrt{\Delta}lM(a^2-3r^2)}{(a^2+r^2)^{\frac{7}{2}}} + \mathcal{O}(\theta), \quad (56)$$

$$\begin{aligned} \phi_\theta(\theta \rightarrow 0) = & -\frac{l\sqrt{\Delta}}{(a^2+r^2)^{\frac{3}{2}}}\theta^{-2} \\ & + \frac{\sqrt{\Delta}(3a^6 + a^4(9r^2 - 2l^2) + a^2r(9r^3 - l^2(12M+r)) + r^4(l^2 + 3r^2))}{6l(a^2+r^2)^{\frac{7}{2}}} + \mathcal{O}(\theta), \end{aligned} \quad (57)$$

and near $\theta = \pi$, we have

$$\phi_r(\theta \rightarrow \pi) = \frac{l(a^2(M+r) + r^2(r-3M))}{(a^2+r^2)^{\frac{5}{2}}}(\theta-\pi)^{-1} + \frac{2a\sqrt{\Delta}lM(a^2-3r^2)}{(a^2+r^2)^{\frac{7}{2}}} + \mathcal{O}(\theta-\pi), \quad (58)$$

$$\begin{aligned} \phi_\theta(\theta \rightarrow \pi) &= \frac{l\sqrt{\Delta}}{(a^2+r^2)^{\frac{3}{2}}}(\theta-\pi)^{-2} \\ &\quad - \frac{\sqrt{\Delta}(3a^6 + a^4(9r^2 - 2l^2) + a^2r(9r^3 - l^2(12M+r)) + r^4(l^2 + 3r^2))}{6l(a^2+r^2)^{\frac{7}{2}}} + \mathcal{O}(\theta-\pi). \end{aligned} \quad (59)$$

Therefore, at $\theta = 0$ and $\theta = \pi$, the direction $\arg \phi = \arctan(\phi_\theta/\phi_r)$ of the vector is

$$\arg \phi(\theta \rightarrow 0) \sim \arctan\left(-\frac{l\sqrt{\Delta}}{(a^2+r^2)^{\frac{3}{2}}}\theta^{-2}\right) \sim \arctan(-\theta^{-2}) = -\frac{\pi}{2}, \quad (60)$$

$$\arg \phi(\theta \rightarrow \pi) \sim \arctan\left(\frac{l\sqrt{\Delta}}{(a^2+r^2)^{\frac{3}{2}}}\theta^{-2}\right) \sim \arctan(\theta^{-2}) = \frac{\pi}{2}. \quad (61)$$

As a result, the direction of the vector is up at $\theta = \pi$ and is down at $\theta = 0$. On the equatorial plane, we can also expand the vector at large r , which gives

$$\phi_r(\theta = \frac{\pi}{2}, r \rightarrow \infty) = \frac{M}{r^2} - \frac{l^2}{r^3} + \mathcal{O}\left(\frac{1}{r^4}\right). \quad (62)$$

Near the horizon, we denote the small positive parameter $\epsilon = r - r_+$. Then expanding the vector near the horizon, we obtain

$$\phi_r(\theta = \frac{\pi}{2}, \epsilon \rightarrow 0) = \frac{\sqrt{(M^2 - a^2)(l^2 + 4M^2)}(M - \sqrt{M^2 - a^2})}{4a^2M^2} + \mathcal{O}(\epsilon^{\frac{1}{2}}). \quad (63)$$

Note that the zero order is positive. Since $\phi_\theta(\theta = \frac{\pi}{2}) = 0$, the direction of the vector is right both at the horizon and large r . In particular, taking $a = 0$, we obtain

$$\phi_r(\theta = \frac{\pi}{2}, r \rightarrow r_+) = \frac{1}{4M}\sqrt{\frac{l^2}{4M^2} + 1}. \quad (64)$$

For the Schwarzschild black hole, one has $\kappa = 1/4M$ and $g_{\varphi\varphi}^H = 4M^2$, so this exactly produces the result given in (32).

In summary, we conclude that the asymptotic behaviors of the vector for the Kerr black hole are the same as that of the generic discussion given above. And based on this result, we must have the fact that total topological charge of the TCOs in the Kerr black hole background is zero.

C. Topological charge and stability

Here would like to calculate the topological charge for the TCOs in the Kerr black hole background. In order to show the characteristic behavior of the unit vector n , we take the angular momentum $l=1.5, 1.6827$, and 1.9 , respectively. For the negative value of l , the behaviors are quite similar. For simplicity, we take $a = 0.98$ and $M = 1$.

When $l=1.5$, we exhibit the unit vector n in Fig. 4, where the arrows denote the direction of the vector. It is clear that for different r and θ , the direction of the vector is different. In the equatorial plane, one can see that the vector is towards to right. And near $\theta=0$ and $\pi/2$, the vector is up and down as expected. More importantly, there is no zero point for the vector. Thus the topological charge defining as the sum of the winding number for all the zero points is zero, i.e., $W = 0$.

If we set $l = 1.6827$, the ISCO will be present. For this particular case, we show the unit vector n in Fig. 5(a). Its behavior is similar to that of Fig. 4. However, one IP_1 point can be discovered at $r = 1.61$, which actually relates to the ISCO of the black hole. To calculate the winding number for the ISCO, we construct a closed loop parameterized by the following parameterized form

$$\begin{cases} r = c_1 \cos \psi + c_0, \\ \theta = c_2 \sin \psi + \frac{\pi}{2}. \end{cases} \quad (65)$$

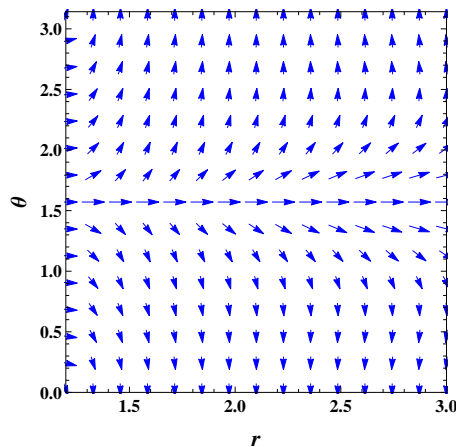


FIG. 4: The blue arrows represent the direction of the unit vector n for $M=1$, $a = 0.98$, and $l = 1.5$.

For the closed loop C_1 , we have $(c_0, c_1, c_2)=(1.61, 0.2, 0.6)$. Along the loop C_1 , we calculate the deflection angle $\Omega(\psi)$ defined as [13]

$$\Omega(\psi) = \int_C \epsilon_{ab} n^a \partial_i n^b dx^i. \quad (66)$$

The result is listed in Fig. 5(c). With the increase of ψ from 0 to 2π , $\Omega(\psi)$ first increases, then decreases, and finally increases. However, it does not make one complete loop. So the winding number for the ISCO is zero, and thus $W = 0$.

As a third characteristic example, we take the angular momentum $l = 1.9$. The unit vector n is exhibited in Fig. 5(b). Quite different from previous cases, there are two zero points ZP_2 and ZP_3 located at $r = 1.36$ and 2.46 . In order to calculate their winding numbers, we construct two closed loops C_2 and C_3 with parameterized coefficients $(c_0, c_1, c_2)=(1.36, 0.12, 0.6)$ and $(2.46, 0.4, 0.2)$, respectively. Along these loops, we show the deflection angle in Fig. 5(d). With the increase of ψ , $\Omega(\psi)$ decreases for C_2 and increases for C_3 . When ψ vary from 0 to 2π denoting a complete loop, we find that the vector makes one loop clockwise along C_2 , and counterclockwise along C_3 . Therefore, we obtain $w_{ZP_2}=-1$ and $w_{ZP_3}=1$ for the zero points ZP_2 and ZP_3 . Considering that the TCOs with small and large radii, respectively, are unstable and stable, we conclude that the unstable TCOs have negative winding number, while the stable ones have positive winding number. Since the topological charge is the sum of the winding numbers of all the zero points, we still have $W = -1 + 1 = 0$. This indicates that the total topological charge still holds unchanged for this case even two zero points are present.

D. Evolution of control parameter

In the above, we have shown several characteristic behaviors of the vector for different values of the angular momentum acting as a control parameter. Here we would like to consider the TCOs and their topological charge under the evolution of the control parameter.

We plot the radii of the TCOs as a function of the angular momentum l in Fig. 6(a), which can vary from $-\infty$ to $+\infty$. There are four different branches. The signs “+” and “-” denote that the branches have positive and negative winding numbers, respectively. For sufficiently negative angular momentum, there are two branches of TCOs. The upper branch has positive winding number, while the lower one has negative winding number. Their sum vanishes. With the increase of the angular momentum, these two branches approach each other, and coincide at BP_1 at $l=-4.22$. In the region $l \in (-4.22, 1.68)$, no TCO branch can be observed, and thus the topological charge is zero. Further increasing the angular momentum, we observe that two branches extend from the point BP_2 at $l=1.68$. The upper and the lower ones have positive and negative winding numbers, respectively. The sum of the winding number is still zero.

From this behavior of r_t of the TCOs, we can find that the topological charge always keeps zero for different values of the angular momentum l . We show the details in Fig. 6(b). The dashed lines denote the winding number of different TCO branches, and the black solid line is the total topological charge of the TCOs. It implies that the total topological charge always vanishes.

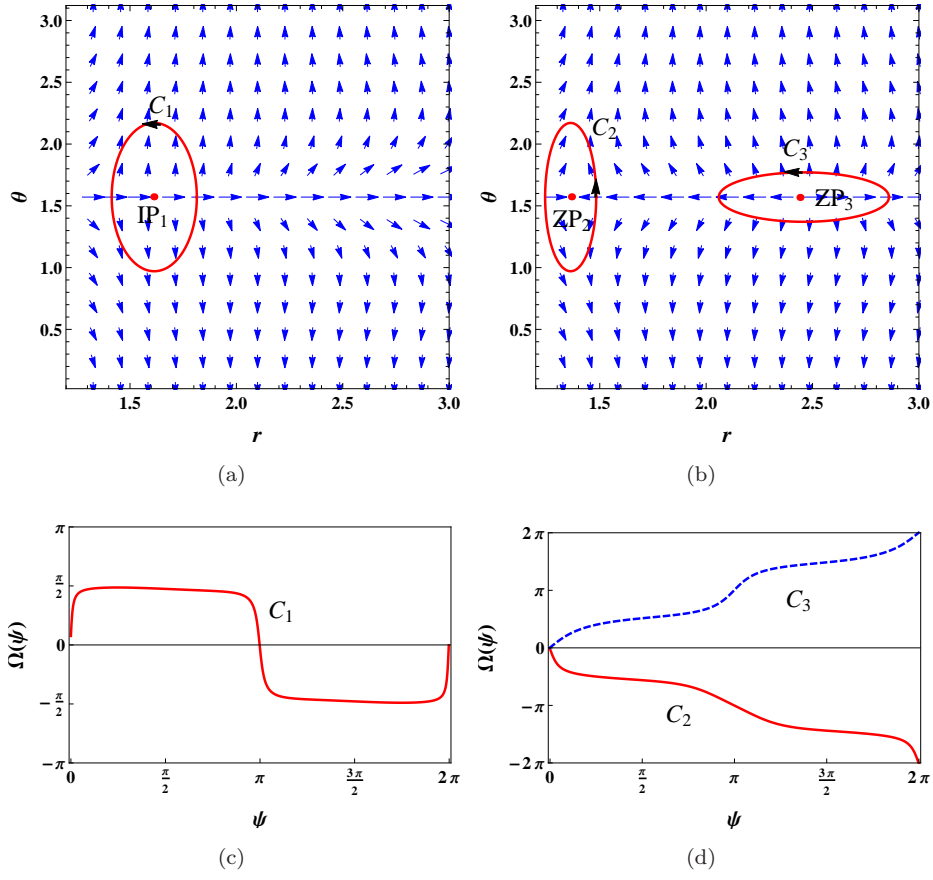


FIG. 5: (a) The blue arrows represent the direction of the unit vector n for $M=1$, $a = 0.98$, and $l = 1.6827$. (b) The red arrows represent the direction of unit vector n for $M=1$, $a = 0.98$, and $l = 1.9$. (c) The deflection angle $\Omega(\psi)$ along the closed loop C_1 . (d) The deflection angle $\Omega(\psi)$ along the closed loops C_2 (red solid curve) and C_3 (blue dashed curve). “IP” and “ZP” denote location of the ISCO and the zero points of the vector.

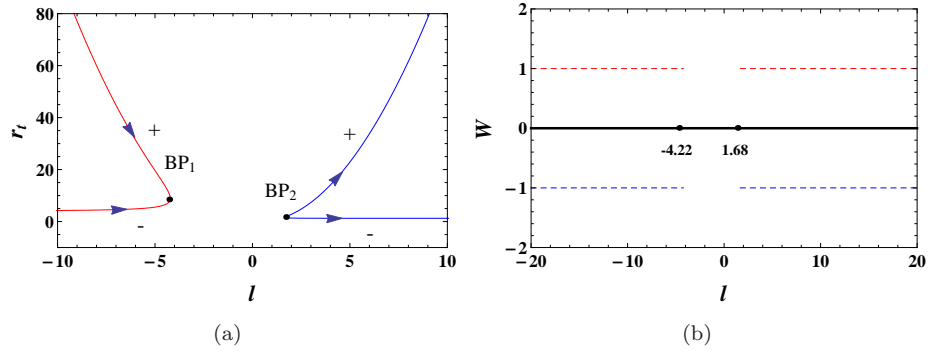


FIG. 6: (a) The evolution of the radius r_t of the TCO as the control parameter, and the angular momentum l . BP_1 and BP_2 are two bifurcation points. The signs “+” and “-” denote that the branches have positive and negative winding numbers, respectively. (b) The total topological charge W (black solid line) relating to the TCOs as a function of the angular momentum l . Dashed lines denote the winding numbers of these TCO branches. These black dots are for the bifurcation points (BP). The black hole parameters are set to $M=1$ and $a = 0.98$.

Moreover, from Fig. 6(a), one can clearly see that the points BP₁ and BP₂ are two bifurcation points. Actually, they are the ISCOs for the Kerr black hole with $a=0.98$ and $M=1$. Near these two points, we have

$$\frac{d^2l}{dr_t^2} = -0.05 \quad \text{and} \quad 2.31, \quad (67)$$

which indicates that BP₁ and BP₂ are the annihilated and generated points, respectively. This is also consistent with the result shown in Fig. 6(a).

Before ending this section, we briefly summarize our results. For the Kerr black hole, the topological charge relating to the TCOs vanishes, indicating that the TCOs always come in pairs for the fixed angular momentum. Although we here take $a=0.98$ and $M=1$ for an example, this result holds for other black hole mass and spin.

V. CONTROL PARAMETER AND TOPOLOGY

As shown above, we take the angular momentum l as the control parameter to construct the topology. Since energy E is also an alternative parameter for the massive test particle, it is interesting to consider this case.

Here we need to reformulate the effective potential \mathcal{V} as

$$\mathcal{V} = -\frac{g_{tt}}{B}(l - l_1)(l - l_2), \quad (68)$$

where $l_{1,2}$ are given by

$$l_1 = \frac{-Eg_{t\phi} + \sqrt{B}\sqrt{g_{tt} + E^2}}{g_{tt}}, \quad (69)$$

$$l_2 = -\frac{Eg_{t\phi} + \sqrt{B}\sqrt{g_{tt} + E^2}}{g_{tt}}. \quad (70)$$

It is worth to note that both l_1 and l_2 are not redundant. So the conditions of the TCO reduces to

$$l = l_1, \quad \text{and} \quad \partial_r l_1 = 0, \quad (71)$$

and

$$l = l_2, \quad \text{and} \quad \partial_r l_2 = 0. \quad (72)$$

As a result, we need to construct two vectors to describe the TCOs.

Case I: the vector ϕ_1 is constructed as

$$\phi_1^r = \frac{\partial_r l_1}{\sqrt{g_{rr}}}, \quad \phi_1^\theta = \frac{\partial_\theta l_1}{\sqrt{g_{\theta\theta}}}. \quad (73)$$

Via solving the zero point of ϕ_1 , we obtain that the corresponding energy is $E = E_-$ given in (44). Plugging E_- into l_1 , one can obtain the angular momentum $l = l_-$ as expected.

Case II: the vector ϕ_2 reads

$$\phi_2^r = \frac{\partial_r l_2}{\sqrt{g_{rr}}}, \quad \phi_2^\theta = \frac{\partial_\theta l_2}{\sqrt{g_{\theta\theta}}}. \quad (74)$$

For such case, we can obtain the zero point of ϕ_2 at $E = E_+$ and $l = l_+$.

Since both the cases correspond to the TCOs, we should combine them when we consider the topology of the TCOs. Here we can follow the treatment shown in Sec. III to obtain the topological charge by analyzing the asymptotic behaviors of the vectors ϕ_1 and ϕ_2 . Owing to that the process is quite similar, we just present our result here. For $E \in (0, 1)$, the total topological charge W vanishes, while $W=-2$ for $E > 1$. The main reason is that the direction of vectors $\phi_{1,2}^r$ at large r changes when the energy crosses $E = 1$.

In order to clearly show them, we exhibit our results in Fig. 7 for the Kerr black hole with $M=1$ and $a=0.98$. In Fig. 7(a), we plot the evolution of the radii r_t of the TCOs as the control parameter E . When $E < 0.77$, there is no

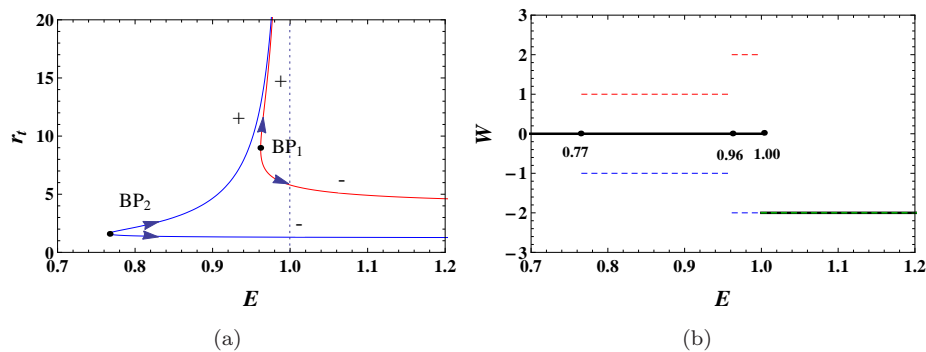


FIG. 7: (a) The evolution of the radius r_t of the TCO as the control parameter E . BP_1 and BP_2 are two bifurcation points. The signs “+” and “-” denote that the branches have positive and negative winding numbers, respectively. (b) The total topological charge W (black solid line) relating to the TCOs as a function of the energy E . Dashed lines denote the winding numbers of these TCO branches. The first two black dots are for the bifurcation points, and the third one at E denotes the phase transition point. The black hole parameters are set to $M=1$ and $a = 0.98$.

TCO branch, and thus the total topological charge is zero. When $E = 0.77$, two branches of negative and positive winding numbers emerge from the point BP_2 . Further with the increase of the energy, another pair branches will be present from BP_1 at $E = 0.96$. Near these two points BP_1 and BP_2 , we have

$$\frac{d^2 E}{dr_t^2} = 0.0018 \quad \text{and} \quad 0.7631, \quad (75)$$

which indicates that all these bifurcation points are generated points. Note that the bifurcation points BP_1 and BP_2 are exactly the ones shown in Fig. 6(a).

As the energy approaches one, these two branches possessing positive winding number tend to infinity $r_t \rightarrow \infty$. Nevertheless, the total topological charge always keeps zero as expected. When the energy is larger than one, only two branches are left. Both them have negative winding number $w = -1$. Therefore, the topological charge is $W = -2$ for this case. This behavior suggests that there is a topological phase transition at $E = 1$, where the topological charge W turns from 0 to -2.

We show the topological charge W in Fig. 7(b). It is clear that the topological charge keeps zero for $E < 1$, even though there are zero, two, and four branches for $E < 0.77$, $E \in (0.77, 0.96)$, and $E \in (0.96, 1)$, respectively. When $E > 1$, the topological charge takes -2 as expected. So there is a topological phase transition at $E=1$.

VI. CONCLUSIONS AND DISCUSSIONS

In this paper, we constructed a well-behaved topology for the TCOs in a generic black hole spacetime, even though the TCOs are closely dependent of the energy and angular momentum of the massive particle.

At first, we treated the angular momentum as the control parameter. Similar to the treatment of the photon [1, 2], we started with the time-like geodesics and constructed a vector ϕ by using the effective potential. The TCO exactly locates at the zero point of ϕ . Thus one can endow them with a local topological charge, the winding number, for the TCO. Moreover, we studied the asymptotic behaviors of ϕ near the boundaries in the r - θ plane. Via examining the axis limit, horizon limit, and asymptotic limit, we found the angular momentum does not affect the asymptotic behaviors of the vector. This strongly implies that the topological approach can be applied to the TCOs, just like that for the light ring.

Then we considered the global and local topologies relating with the TCOs. From the local viewpoint, we found that the positive or negative winding number, respectively, corresponds to stable or unstable TCO. In particular, the ISCO is just the bifurcation point that the stable and unstable TCOs can generate from or annihilate into it. Nevertheless, the sum of the winding number keeps the same before or after the bifurcation point. From the global viewpoint, we observe that the total topological charge defined as the sum of the winding numbers of all the zero points always vanishes for a generic black hole spacetime. It suggests that the TCOs come in pairs with one being stable and another being unstable. It is worth to point out that this result is universal and is independent of the angular momentum of the particle and the black hole parameters. Differently, the total topological charge for the LR is -1, indicating there exists a standard LR at least for a generic black hole.

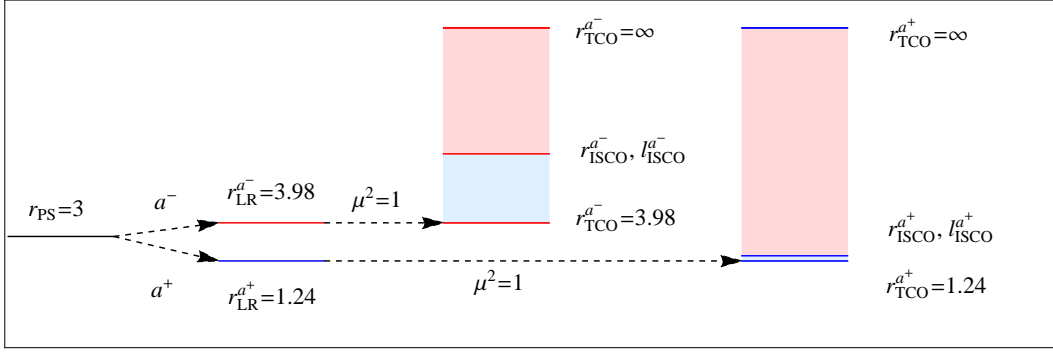


FIG. 8: Schematic illustration of the removal of degeneracy of the circular orbit with $M=1$ and $a=0.98$. The PS of the Schwarzschild black hole is broken by the black hole spin a and particle mass μ^2 . Light red and blue color regions are for the stable and unstable TCOs. $(r_{ISCO}^{a\pm}, l_{ISCO}^{a\pm}) = (1.61, 1.68)$ and $(8.94, -4.22)$.

As a specific example, we studied it for the Kerr black hole. As expected, the vector is outwards at $\theta=0$ and π . Also the vector is to the right both at $r = r_h$ and ∞ . This pattern indicates that the total topological charge $W=0$ of the TCO for the Kerr black hole. So if one treats the angular momentum as the control parameter, the stable and unstable TCOs always come in pairs. Of particular interest, two ISCOs act as the bifurcation points. The one with negative angular momentum is an annihilated point and the other one with positive angular momentum is a generated point. Although for different values of the angular momentum, there may be two or zero TCO branches, the total topological charge is always zero as expected.

Beside the angular momentum, the energy of the test particle is also an alternative control parameter. For this case, we examine the corresponding topology. The results show that the total topological charge is $W=0$ for $0 < E < 1$, while $W=-2$ for $E > 1$. This suggests that there exists a topological phase transition at $E=1$. Moreover, the ISCOs in this case exactly denote two generated points.

Before ending this paper, we would like to address three points for the topology of the TCO that is different from the LR. i) For the LR, the energy and angular momentum are linear. While for the TCO, they are in a nonlinear relation. ii) When the black hole background is fixed, the radius of the LR is independent of the parameters of the photon. While for the TCO, its radius closely depends on the test particle. One can think the degeneracy of the circular orbit is broken when the test particle gets mass, see Fig. 8 for an example. iii) The total topological charge is $W=-1$ for LR, while 0 for TCO. This implies that for a generic black hole, there exists at least one standard LR, while the TCOs always come in pairs. Here we developed a general topological treatment for the TCOs, and applied it to the Kerr black hole. We believe that more information about the TCOs could be disclosed for other rotating and nonrotating black holes in GR or modified theories of gravity by employing this topological approach.

APPENDIX: REMOVAL OF DEGENERACY OF THE CIRCULAR ORBIT

Taking $M=1$ and $a = 0.98$ as an example, we shown the removal of degeneracy of the circular orbit due to the black hole spin and mass of the test particle in Fig. 8. For the Schwarzschild black hole, the radius of the photon sphere $r_{PS}=3$. When the black hole spin is present, it is split into two, the prograde and retrograde LRs located at $r_{LR}=1.24$ and 3.98 , respectively. Here a^\pm denotes that the black hole spin a and angular momentum l have the same or opposite direction. When the test particle gains mass, its motion will be described by the time-like geodesics rather than the null geodesics. Each LR will turn to a continuous set TCOs with radius extending from the value of LR to infinity. The unstable and stable TCOs are separated by the ISCOs. Note that the radii of the unstable TCOs are bounded by the ISCOs and LRs. For the a^+ branch, the particle angular momentum starts at the ISCO with $l=1.68$ to $r_{TCO}^+=1.24$ and ∞ with $l = \infty$. And for the a^- branch, the particle angular momentum starts at the ISCO with $l=-4.22$ to $r_{TCO}^-=3.98$ and ∞ with $l = -\infty$.

Acknowledgements

The authors would like to thank Dr. Jian-Zhi Yang for the useful discussions. This work was supported by the National Natural Science Foundation of China (Grants No. 12075103, No. 11875151 and No. 12047501), the 111 Project (Grant No. B20063).

-
- [1] P. V. P. Cunha, E. Berti, and C. A. R. Herdeiro, *Light ring stability in ultra-compact objects*, Phys. Rev. Lett. **119**, 251102 (2017), [arXiv:1708.04211 [gr-qc]].
 - [2] P. V. P. Cunha and C. A. R. Herdeiro, *Stationary Black Holes and Light Rings*, Phys. Rev. Lett. **124**, 181101 (2020), [arXiv:2003.06445 [gr-qc]].
 - [3] B. P. Abbott *et al.* (Virgo, LIGO Scientific), *Observation of Gravitational Waves from a Binary Black Hole Merger*, Phys. Rev. Lett. **116**, 061102 (2016), [arXiv:1602.03837 [gr-qc]].
 - [4] K. Akiyama *et al.* (Event Horizon Telescope), *First M87 Event Horizon Telescope Results. I. The Shadow of the Supermassive Black Hole*, Astrophys. J. **875**, L1 (2019), [arXiv:1906.11238 [astro-ph.GA]].
 - [5] K. Akiyama *et al.* (Event Horizon Telescope), *First Sagittarius A* Event Horizon Telescope Results. I. The Shadow of the Supermassive Black Hole in the Center of the Milky Way*, Astrophys. J. Lett. **930**, L12 (2022).
 - [6] V. Cardoso, L. C. B. Crispino, C. F. B. Macedo, H. Okawa, and P. Pani, *Light rings as observational evidence for event horizons: long-lived modes, ergoregions and nonlinear instabilities of ultracompact objects*, Phys. Rev. D **90**, 044069 (2014), [arXiv:1406.5510 [gr-qc]].
 - [7] S. Hod, *On the number of light rings in curved spacetimes of ultra-compact objects*, Phys. Lett. B **776**, 1 (2018), [arXiv:1710.00836 [gr-qc]].
 - [8] M. Guo and S. Gao, *Universal Properties of Light Rings for Stationary Axisymmetric Spacetimes*, Phys. Rev. D **103**, 104031 (2021), [arXiv:2011.02211 [gr-qc]].
 - [9] H. C. D. L. Junior, P. V. P. Cunha, C. A. R. Herdeiro, and L. C. B. Crispino, *Shadows and lensing of black holes immersed in strong magnetic fields*, Phys. Rev. D **104**, 044018 (2021), [arXiv:2104.09577 [gr-qc]].
 - [10] R. Ghosh and S. Sarkar, *Light rings of stationary spacetimes*, Phys. Rev. D **104**, 044019 (2021), [arXiv:2107.07370 [gr-qc]].
 - [11] H. C. D. L. Junior, J.-Z. Yang, L. C. B. Crispino, P. V. P. Cunha, and C. A. R. Herdeiro, *Einstein-Maxwell-dilaton neutral black holes in strong magnetic fields: topological charge, shadows and lensing*, Phys. Rev. D **105**, 064070 (2022), [arXiv:2112.10802 [gr-qc]].
 - [12] Y. S. Duan, *The structure of the topological current*, Stanford Linear Accelerator Center (SLAC), Report No. SLACPUB-3301, (1984).
 - [13] S.-W. Wei, *Topological charge and black hole photon spheres*, Phys. Rev. D **102**, 064039 (2020), [arXiv:2006.02112 [gr-qc]].
 - [14] H.-S. Liu, Z.-F. Mai, Y.-Z. Li, and H. Lu, *Quasi-topological Electromagnetism: Dark Energy, Dyonic Black Holes, Stable Photon Spheres and Hidden Electromagnetic Duality*, Sci. China Phys. Mech. Astron. **63**, 240411 (2020), [arXiv:1907.10876 [hep-th]].
 - [15] S.-W. Wei and Y.-X. Liu, *Topology of black hole thermodynamics*, Phys. Rev. D **105**, 104003 (2022), [arXiv:2112.01706 [gr-qc]].
 - [16] P. K. Yerra and C. Bhamidipati, *Topology of black hole thermodynamics in Gauss-Bonnet gravity*, Phys. Rev. D **105**, 104053 (2022), [arXiv:2202.10288 [gr-qc]].
 - [17] S.-W. Wei, Y.-X. Liu, and R. B. Mann, *Black hole solutions as topological thermodynamic defects*, in preparing.
 - [18] J. F. M. Delgado, C. A. R. Herdeiro, and E. Radu, *Equatorial timelike circular orbits around generic ultracompact objects*, Phys. Rev. D **105**, 064026 (2022), [arXiv:2107.03404 [gr-qc]].
 - [19] A. Lehébel and V. Cardoso, *The fate of observers in circular motion*, Phys. Rev. D **105**, 064014 (2022), [arXiv:2202.08850 [gr-qc]].
 - [20] P. V. P. Cunha, J. Grover, C. Herdeiro, E. Radu, H. Runarsson, and A. Wittig, *Chaotic lensing around boson stars and Kerr black holes with scalar hair* Phys. Rev. D **94**, 104023 (2016), [arXiv:1609.01340 [gr-qc]].
 - [21] P. V. P. Cunha, C. A. R. Herdeiro, and E. Radu, *Fundamental photon orbits: black hole shadows and spacetime instabilities*

Phys. Rev. D **96**, 024039 (2017), [arXiv:1705.05461 [gr-qc]].

[22] J. Carot, *Some developments on axial symmetry*, Class. Quant. Grav **17**, 2675 (2000).

[23] L.-B. Fu, Y.-S. Duan, and H. Zhang, *Evolution of the Chern-Simons vortices*, Phys. Rev. D **61**, 045004 (2000), [arXiv:hep-th/0112033].