

Primordial black holes from valley

Bao-Min Gu,^{1,2,*} Fu-Wen Shu,^{1,2,3,†} Ke Yang,^{4,‡} and Yu-Peng Zhang^{5,6,§}

¹*Department of physics, Nanchang University, Nanchang 330031, China*

²*Center for Relativistic Astrophysics and High Energy Physics, Nanchang University, Nanchang, 330031, China*

³*Center for Gravitation and Cosmology, Yangzhou University, Yangzhou, China*

⁴*School of Physical Science and Technology, Southwest University, Chongqing 400715, China*

⁵*Lanzhou Center for Theoretical Physics, Key Laboratory of Theoretical Physics of Gansu Province, School of Physical Science and Technology, Lanzhou University, Lanzhou 730000, China*

⁶*Institute of Theoretical Physics, Research Center of Gravitation, Lanzhou University, Lanzhou 730000, China*

Primordial black holes (PBHs) could be formed if large perturbations are generated on small scales in inflation. We study a toy inflation model with a local minimum. The curvature perturbations are enhanced when the inflaton passes through the local minimum, with more efficient amplification rate than that of quasi-inflection point inflation, leading to the production of PBHs on small scales. For parameter spaces provided in this paper, the PBHs could comprise a fraction of the total dark matter around 0.1%–1%.

I. INTRODUCTION

Primordial black holes (PBHs) are hypothetical objects formed in early universe, proposed by Zel’dovich and Novikov [1], and developed by Hawking and Carr [2–4]. It is believed that they could be formed in regions with large density perturbations. The most important motivation to study PBHs is that they are natural dark matter candidate. Although latest observations imposed tight constraints on the abundance of PBHs [5–11], the PBHs that have not evaporated could contribute a fraction in wide mass ranges. In particular, there are still windows, e.g. $10^{16}\text{g} < M_{\text{PBH}} < 10^{20}\text{g}$, in which the PBHs could constitute a significant fraction of dark matter. In addition to dark matter, PBHs are also the possible origin of black holes that can not be formed in standard gravitational collapse processes, for example, the intermediate mass black holes. According to the supernova explosion theory [12–16], black holes with mass around $50M_{\odot} - 140M_{\odot}$ can not be formed due to the pair-instability. However, in GW190521 [17, 18] at least one of the black holes falls in the predicted mass gap, bringing a serious challenge to the theory of astrophysical black hole formation. PBHs provide a possible explanation for the black holes in GW190521, as long as the PBHs accrete efficiently [19, 20].

To produce PBHs with observationally interesting abundance in inflation, the primordial curvature perturbations and the power spectrum should be large enough. Roughly speaking, one needs a power spectrum as large as $\mathcal{O}(10^{-2})$ on scales that are much smaller than that of CMB. Therefore, even the non-detection of PBHs imposes constraints on the early universe. In slow roll inflationary models, PBHs can not be formed because the

power spectrum is nearly scale invariant and keeps small on all scales. It was considered in [21–24] that inflation models with a quasi-inflection point, known as the “ultra slow roll” (USR) inflation, could amplify the curvature perturbations and generate PBHs on small scales. This kind of potential includes a rather flat region in which the slope $V'(\phi) \simeq 0$. When inflaton passes through the plateau, the slow roll parameter ϵ decreases exponentially and $\eta \simeq -6$. This makes the curvature perturbations and the power spectrum grow exponentially. The success of this kind of models relies on fine tuning of the theory parameters, so that the potential is flat enough to produce PBHs on small scales and be consistent with the CMB observations on large scales. Nevertheless, one should note that the “deceleration” of inflaton is not necessary to amplify the curvature perturbations. Instead, “acceleration” of the inflaton may also amplify the perturbations. In Refs. [25–30], the authors provide some examples of inflation with step features which seem to accelerate the inflaton and suppress the power spectrum. However, the perturbations can still be amplified due to the USR phase right after the acceleration, provided that the width and height of the steps are appropriate. Ref. [28] also pointed out that steps of smooth functions would lead to strong coupling of the perturbations during transition, thus only piecewise functions could generate PBHs successfully. Another mechanism of interesting is the sound speed resonance [31, 32], in which the sound speed oscillates so that the perturbations possess resonance effect and the power spectrum is enhanced on certain scales. Besides, one may also consider non-standard theories like modified gravity [33, 34], inflation driven by non-canonical field [35–41], inflation with intermediate non-inflationary phase [42], etc.

In this work, however, we study a non-monotonous potential with a local minimum. The inflaton starts in slow roll phase and then passes through the local minimum. The inflaton could “climb out” the potential valley classically as long as the valley is not too deep. The amplification mechanism of this work is similar to that of USR inflation, but with a more efficient amplification rate. This

* gubm@ncu.edu.cn

† shufuwen@ncu.edu.cn

‡ keyang@swu.edu.cn

§ zyp@lzu.edu.cn

idea has been considered in previous literatures [35, 43–47]. In this work we give a concrete realization without the use of piecewise functions and approximation.

The paper is organized as follows. In section II we review the conditions of enhancing the power spectrum. In section III, we present our model and the setup. In section IV we give the main results of this paper and show that our model could amplify the curvature perturbations sufficiently and produce PBHs. Finally, we conclude in section V with a short discussion on this work.

II. THE CONDITIONS OF ENHANCING THE CURVATURE PERTURBATIONS

We start from the linearized FLRW background spacetime,

$$ds^2 = -(1 + 2\Psi)dt^2 + 2a(t)\partial_i\xi dt dx^i + a^2(t)[\delta_{ij}(1 - 2\Phi) + \partial_i\partial_j E] dx^i dx^j. \quad (1)$$

The inflaton field is decomposed into a homogeneous background field and a small inhomogeneous fluctuation, i.e., $\phi(t, \mathbf{x}) = \phi(t) + \delta\phi(t, \mathbf{x})$. The background evolution of the inflaton is governed by

$$\ddot{\phi} + 3H\dot{\phi} + V_{,\phi} = 0. \quad (2)$$

It is usually more convenient to work with the e-folding number N in numerical calculations. Using the transformation relation between t and N

$$Hdt = dN, \quad (3)$$

the evolution equation becomes

$$\phi_{,NN} + 3\phi_{,N} - \frac{1}{2}\phi_{,N}^3 + \left(3 - \frac{1}{2}\phi_{,N}^2\right) \frac{V_{,\phi}}{V} = 0, \quad (4)$$

where $\phi_{,N} = \frac{\partial\phi}{\partial N}$ and $\phi_{,NN} = \frac{\partial^2\phi}{\partial N^2}$, and the Planck mass is set to be 1 in this equation.

The primordial fluctuations can be characterized by the gauge invariant curvature perturbation,

$$\mathcal{R} = \Phi + \frac{H}{\dot{\phi}}\delta\phi. \quad (5)$$

In terms of the e-folding number N , the evolution equation of the curvature perturbation in momentum space can be written as

$$\mathcal{R}_{k,NN} + (3 - \epsilon + \eta)\mathcal{R}_{k,N} + \frac{k^2}{a^2 H^2}\mathcal{R}_k = 0, \quad (6)$$

where the slow roll parameters are defined by

$$\epsilon \equiv -\frac{\dot{H}}{H^2} = \frac{1}{2}\phi_{,N}^2, \quad (7)$$

$$\eta \equiv \frac{\dot{\epsilon}}{H\epsilon} = 2\frac{\phi_{,NN}}{\phi_{,N}}. \quad (8)$$

Therefore, the evolution of the curvature perturbation \mathcal{R}_k can be principally determined by Eqs. (4) and (6). In slow roll phase, the slow roll parameters are tiny and the curvature perturbation \mathcal{R}_k is frozen on super-Hubble scales, i.e., $k \ll aH$. Using the solution of \mathcal{R}_k , the scalar power spectrum can be expressed as

$$\mathcal{P}_s(k) = \frac{k^3}{2\pi^2}|\mathcal{R}_k|^2. \quad (9)$$

For slow roll inflation, the power spectrum can be well approximated as

$$\mathcal{P}_s(k) = \frac{H^2}{8\pi^2\epsilon} \Big|_{k=aH}. \quad (10)$$

It is calculated at the time when the CMB pivot scale exits the horizon ($k = aH$). But this approximation breaks down if the slow roll conditions are violated.

For more general cases this approximation may not be accurate. In USR inflation, the potential is adjusted to be extremely flat, i.e., $V_{,\phi} \simeq 0$ in a short range, so that the potential has a quasi-inflection point. When the inflaton rolls through this region, the slow roll parameter ϵ decreases exponentially and $\eta \simeq -6$. Hence the coefficient $3 - \epsilon + \eta \simeq -3$. In USR phase, curvature perturbations would oscillate with increasing amplitude before horizon exit, and evolve approximately as

$$\mathcal{R}_k \propto e^{(-3+\epsilon-\eta)N} \simeq e^{3N} \quad (11)$$

on super horizon scales. The amplification lasts until the slow roll conditions are recovered and the perturbations become frozen. In this case the power spectrum should not be evaluated at horizon exit. Instead, it should be calculated at the time after which the curvature perturbation is frozen. Thus the approximation (10) would give incorrect predictions. The amplification of curvature perturbation leads to an enhancement of the power spectrum. Generally, as long as the coefficient $3 - \epsilon + \eta < 0$, the curvature perturbation \mathcal{R}_k would have exponentially growing mode. This is certainly not enough to produce PBHs, since the formation of PBHs requires an enhancement of power spectrum at least 7 orders of magnitude. Therefore, the amplification of curvature perturbation should be rapid and long enough. Usually, the USR inflation models require fine tuning of parameters.

In the following, we propose a toy inflation model with a small valley. Generally, inflation would end if the potential has a local minimum. However, we show that this is not the case if the potential is carefully constructed.

III. THE MODEL

The model we considered in this paper is constructed by a combination of potentials,

$$V(\phi) = \alpha \frac{V_1(\phi)}{1 + V_1(\phi)} + \beta V_2(\phi), \quad (12)$$

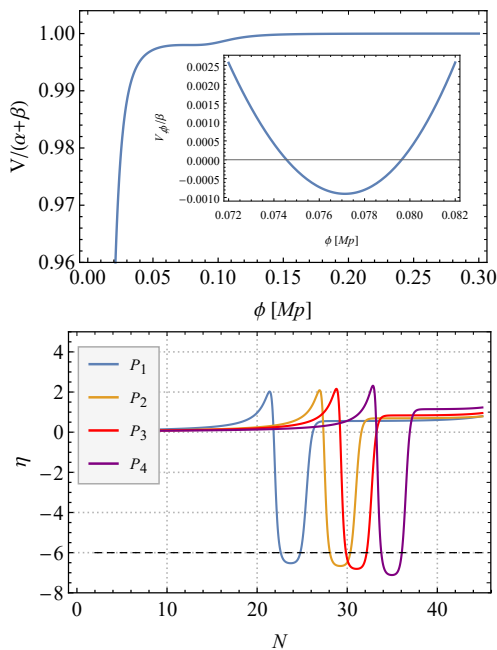


FIG. 1. The configuration of the potential $V(\phi)$ (upper panel) with parameters given by the P_4 set in Table. I, and the numerically calculated slow roll parameter η (lower panel). The inset in the upper panel shows the slope of the potential around the local minimum.

where $V_1 = \frac{1}{4}\lambda\phi^2((\phi - v_1)^2 + v_2^2)$ with $\lambda = 4.0 \times 10^6 M_p^{-4}$. The first part $\alpha V_1(\phi)/(1 + V_1(\phi))$ is tuned such that it has a local minimum apart from the global minimum, see Fig. 1. The second part $\beta V_2(\phi)$ provides slow roll inflation and behaves as the base potential. The depth of the local minimum should be small enough so that the inflaton has enough kinetic energy to “climb out”. When the inflaton rolls down to the local minimum from slow roll phase, the slow roll parameter ϵ increases by several magnitudes and then decreases exponentially like that of USR phase. After it passes through the minimum, the slope $V_{,\phi}$ changes its sign and ϵ continues decreasing exponentially, with $\eta < -6$. In such a way, the coefficient $3 - \epsilon + \eta < -3$, which makes the curvature perturbations grow faster than e^{3N} , and the power spectrum grows as

$$\mathcal{P}_s \sim e^{2(-3-\eta)\Delta N}, \quad (13)$$

where ΔN is the duration of the extremely slow roll phase, and we neglected the slow roll parameter ϵ since it is small. For USR inflation, $\eta \simeq -6$ and $\mathcal{P}_s \sim e^{6\Delta N}$. One needs at least $\Delta N \simeq 2.7$ to get 7 orders of amplification. In our model, $\eta \simeq -7$ and $\mathcal{P}_s \sim e^{8\Delta N}$ for parameter set P_4 in Tab. I, thus one needs only $\Delta N \sim 2.1$ to produce PBHs. We see that our model provides a more efficient way to enhance the power spectrum and may reduce the fine tuning of parameters. This extremely slow roll phase lasts until the inflaton “climbs out” the potential valley.

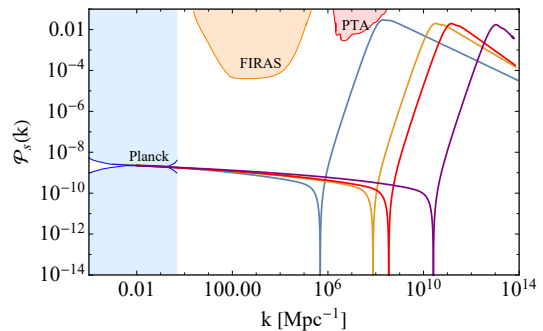


FIG. 2. Numerically calculated power spectrum by Bingo [48], for parameter sets P_1 (blue), P_2 (orange), P_3 (red), and P_4 (purple) given in Tab. I. The bounds are from Planck [49], COBE FIRAS data (FIRAS) [50], and Pulsar Timing Arrays (PTA) [51].

As a concrete example, we consider

$$V_2(\phi) = \frac{(\phi/v_3)^4}{1 + (\phi/v_3)^4}. \quad (14)$$

We have another 5 parameters, $\alpha, \beta, v_1, v_2, v_3$. First, we fix the ratio α/β to be 0.0125. Note that this ratio is not unique and other choices are also allowed. Next, to be consistent with CMB observations [49], we parameterize the potential with

$$\mathcal{P}_s(0.05 \text{ Mpc}^{-1}) \simeq \frac{V(\phi_{\text{CMB}})}{24\pi^2\epsilon(\phi_{\text{CMB}})} = 2.1 \times 10^{-9}, \quad (15)$$

where ϕ_{CMB} is the value of ϕ at which the CMB pivot scale ($k = 0.05 \text{ Mpc}^{-1}$) crosses the horizon. The value of ϕ_{CMB} is determined by requiring at least 50 e-folding numbers before the end of inflation. Using the fact that $V(\phi_{\text{CMB}}) \simeq \alpha + \beta$, the parameters α and β are constrained. Further more, there is a constraint on the remaining parameters v_i ($i = 1, 2, 3$) from the spectral index,

$$n_s - 1 = -6\epsilon_V + 2\eta_V \simeq 2\eta_V, \quad (16)$$

where the approximately equal sign results from the hierarchy between the slow roll parameters. One may use the other slow roll parameters to give further restrictions on the model parameters, but there are always free parameters if we abandon the assumptions on (λ, α, β) , hence the parameter space cannot be severely constrained. We give some parameter sets and the corresponding spectral index and tensor-to-scalar ratio predicted in Tab. I as examples.

IV. PBH FORMATION

The formation of PBHs requires the power spectrum to be at least $\mathcal{O}(0.01)$. This condition can be easily satisfied in our model, as can be seen from Fig. 2. Note

TABLE I. Some model parameter sets and the predicted spectral index and tensor-to-scalar ratio.

Sets	$\alpha[M_p^4]$	$\beta[M_p^4]$	$v_1[M_p]$	$v_2[M_p]$	$v_3[M_p]$	$\phi_{\text{CMB}}[M_p]$	n_s	r
P_1	3.98793×10^{-15}	3.19035×10^{-13}	0.098	0.02753647	0.0098	0.193	0.9591	1.0×10^{-5}
P_2	2.66951×10^{-15}	2.13561×10^{-13}	0.097	0.02733370	0.0097	0.198	0.9680	6.9×10^{-6}
P_3	2.37415×10^{-15}	1.89932×10^{-13}	0.096	0.02711904	0.0096	0.199	0.9700	6.2×10^{-6}
P_4	1.88514×10^{-15}	1.50833×10^{-13}	0.094	0.02665191	0.0094	0.201	0.9739	4.9×10^{-6}

that the power spectrum has broad peak and without oscillations. The curvature perturbation is related to the density contrast by

$$\delta(t, k) = \frac{2(1+\omega)}{5+3\omega} \left(\frac{k}{aH} \right) \mathcal{R}_k. \quad (17)$$

Due to the amplification of the curvature perturbations, the overdense region ($\delta > \delta_c$) of the universe would collapse to be PBHs when the perturbations reenter the horizon during radiation dominated era, with $\omega = \frac{1}{3}$ and $\delta(t, k) = \frac{4}{9} \mathcal{R}_k$. The exact value of the threshold δ_c is uncertain since the details of the PBH formation process are not clear [52, 53]. Assuming a gaussian probability distribution function of perturbations, the PBH mass function β at formation time can be calculated as

$$\begin{aligned} \beta(M_{\text{PBH}}) &= 2\gamma \int_{\delta_c}^1 \frac{d\delta}{\sqrt{2\pi}\sigma_{M_{\text{PBH}}}} \exp\left(-\frac{\delta^2}{2\sigma_{M_{\text{PBH}}}^2}\right) \\ &\simeq \sqrt{\frac{2}{\pi}} \frac{\gamma}{\nu_c} \exp\left(-\frac{\nu_c^2}{2}\right), \end{aligned} \quad (18)$$

where the constant γ measures how much fraction of mass transformed to be PBHs that has $\delta > \delta_c$ and we use $\gamma = 0.2$ [4] in this paper. $\nu_c = \delta_c/\sigma_{M_{\text{PBH}}}$ with the variance $\sigma_{M_{\text{PBH}}}$ defined by

$$\sigma_{M_{\text{PBH}}}^2 = \int_0^\infty \frac{dk}{k} \frac{16}{81} (kR)^4 W^2(kR) \mathcal{P}_s(k), \quad (19)$$

where $W(kR)$ is the window function used to smooth the density contrast on comoving scale R . We use the gaussian type window function in this work,

$$W_g(kR) = \exp\left(-\frac{k^2 R^2}{2}\right). \quad (20)$$

One can also choose the top-hat type [54], which would lead to slightly different mass function [55]. Finally, the mass function is obtained [56],

$$\beta(M_{\text{PBH}}) \simeq \gamma \sqrt{\frac{2}{\pi}} \frac{4\sqrt{\mathcal{P}_s(k)}}{9\delta_c} \exp\left(-\frac{81\delta_c^2}{32\mathcal{P}_s(k)}\right). \quad (21)$$

Regarding the PBHs as a fraction of dark matter, the mass function can be related to the abundance f_{PBH} by

$$\begin{aligned} \beta(M_{\text{PBH}}) &\simeq 3.7 \times 10^{-9} \left(\frac{\gamma}{0.2}\right)^{-1/2} \\ &\times \left(\frac{g_{*,\text{form}}}{10.75}\right)^{1/4} \left(\frac{M_{\text{PBH}}}{M_\odot}\right)^{1/2} f_{\text{PBH}}, \end{aligned} \quad (22)$$

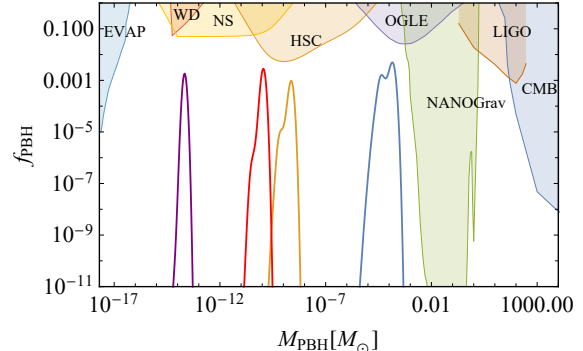


FIG. 3. The fraction of PBHs as dark matter for parameter sets P_1 (blue), P_2 (orange), P_3 (red), and P_4 (purple) in Tab. I. The upper bounds are from evaporation of PBHs due to Hawking radiation (EVAP) [5, 57–62], white dwarf explosions (WD) [63], capture by neutron stars (NS) [64], microlensing of stars in M31 by Subaru Hyper Suprime-Cam (HSC) [65], Optical Gravitational Lensing Experiment (OGLE) [66], North American Nanohertz Observatory for Gravitational waves (NANOGraV) [67], LIGO/Virgo’s search for sub-solar mass ultracompact objects [68, 69], and cosmic microwave background (CMB) [70].

where $g_{*,\text{form}}$ is the relativistic degrees of freedom at formation, and M_\odot is the solar mass. Using the power spectrum and the relation between the mass of the formed PBH and the wave number,

$$\begin{aligned} M_{\text{PBH}} &\simeq 30M_\odot \left(\frac{\gamma}{0.2}\right) \left(\frac{g_{*,\text{form}}}{10.75}\right)^{-1/6} \\ &\times \left(\frac{k}{2.9 \times 10^5 \text{Mpc}^{-1}}\right)^{-2}, \end{aligned} \quad (23)$$

we get the abundance of PBHs as dark matter f_{PBH} . For $\delta_c = 0.51$ [55], the results are shown in Fig. 3. The predicted abundances of PBHs are safely below the constraints from observations for the parameter sets given in Tab. I.

We see that the mass of produced PBHs increases for larger values of v_1 . This is because the position of the local minimum depends linearly on v_1 , and longer wave length modes are amplified for large v_1 , thus the power spectrum peaks at smaller k , producing heavier PBHs. According to Tab. I, the parameter set P_4 produces the lightest PBHs, with the spectral index n_s on the edge of the allowed values from CMB observations [49]. Indeed, for parameters producing lighter PBHs, the predicted

spectral index n_s has increasing tension with observations. This is mainly because of our parameter setup, $\alpha = 0.0125\beta$ and $\lambda = 4.0 \times 10^6 M_p^{-4}$. But the tension could be reduced if we relax the constraints on α , β , and λ , since there are always free parameters.

At last, it should be noted that for some parameter spaces the peak of the power spectrum would be $\mathcal{O}(0.1)$ due to the rapid amplification. One needs to avoid these cases since it would make the linear theory break down and the above predictions untrustable. In fact, it is noticed that the nonlinear effects of perturbations may be important for the PBH abundance because of the exponential dependence of the mass function on the power spectrum [71–73]. In this work the nonlinear effects are not included since this issue is outside the scope of this paper.

V. CONCLUSION

To summarize, we studied the possibility of amplifying the curvature perturbations on small scales and at the same time satisfying the CMB observations on large scales, by introducing a potential with local minimum. The amplification mechanism is similar to that of USR inflation but with a period $\eta < -6$. We show that this type of inflation could produce PBHs successfully. As a

toy model, it has some shortcomings. For example, the potential (12) introduces 6 parameters. To some extent this makes our theory seem not elegant since the large parameter space can not be severely constrained. In addition, the formalism of the potential is lack of explanation from fundamental physics. In spite of these shortcomings, this work mainly confirmed the idea of inflation with local minimum. We expect to look for more elegant theory with less parameters, and with more natural formalism that can be derived from fundamental theory, so that the theory could be constrained by observations, for example the second order gravitational waves induced by the large perturbations [74–80]. We leave these considerations as our future work.

VI. ACKNOWLEDGEMENTS

This work is supported in part by the National Natural Science Foundation of China (Grants No. 12165013, 11975116, 12005174, and 12105126). K. Yang acknowledges the support of Natural Science Foundation of Chongqing, China under Grant No. cstc2020jcyj-msxmX0370. Y.-P Zhang acknowledges the Fundamental Research Funds for the Central Universities (Grant No. lzujbky-2021-pd08), the China Postdoctoral Science Foundation (Grant No. 2021M701531).

-
- [1] Y. B. Zel'dovich and I. D. Novikov, *The Hypothesis of Cores Retarded during Expansion and the Hot Cosmological Model*, *Sov. Astron.* **10** (1966) 602.
 - [2] S. Hawking, *Gravitationally collapsed objects of very low mass*, *Mon. Not. Roy. Astron. Soc.* **152** (1971) 75.
 - [3] B. J. Carr and S. W. Hawking, *Black holes in the early universe*, *Mon. Not. Roy. Astron. Soc.* **168** (1974) 399.
 - [4] B. J. Carr, *The primordial black hole mass spectrum*, *Astrophys. J.* **201** (1975) 1.
 - [5] B. J. Carr, K. Kohri, Y. Sendouda, and J. Yokoyama, *New cosmological constraints on primordial black holes*, *Phys. Rev. D* **81** (2010) 104019, [[arXiv:0912.5297](#)].
 - [6] B. Carr, F. Kuhnel, and M. Sandstad, *Primordial Black Holes as Dark Matter*, *Phys. Rev. D* **94** (2016) 083504, [[arXiv:1607.06077](#)].
 - [7] B. Carr, M. Raidal, T. Tenkanen, V. Vaskonen, and H. Veermäe, *Primordial black hole constraints for extended mass functions*, *Phys. Rev. D* **96** (2017) 023514, [[arXiv:1705.05567](#)].
 - [8] V. Poulin, P. D. Serpico, F. Calore, S. Clesse, and K. Kohri, *CMB bounds on disk-accreting massive primordial black holes*, *Phys. Rev. D* **96** (2017) 083524, [[arXiv:1707.04206](#)].
 - [9] M. Sasaki, T. Suyama, T. Tanaka, and S. Yokoyama, *Primordial black holes—perspectives in gravitational wave astronomy*, *Class. Quant. Grav.* **35** (2018) 063001, [[arXiv:1801.05235](#)].
 - [10] B. Carr, K. Kohri, Y. Sendouda, and J. Yokoyama, *Constraints on primordial black holes*, *Rept. Prog. Phys.* **84** (2021) 116902, [[arXiv:2002.12778](#)].
 - [11] A. M. Green and B. J. Kavanagh, *Primordial Black Holes as a dark matter candidate*, *J. Phys. G* **48** (2021) 043001, [[arXiv:2007.10722](#)].
 - [12] Z. Barkat, G. Rakavy, and N. Sack, *Dynamics of Supernova Explosion Resulting from Pair Formation*, *Phys. Rev. Lett.* **18** (1967) 379.
 - [13] A. Heger and S. E. Woosley, *The nucleosynthetic signature of population III*, *Astrophys. J.* **567** (2002) 532, [[astro-ph/0107037](#)].
 - [14] S. E. Woosley, S. Blinnikov, and A. Heger, *Pulsational pair instability as an explanation for the most luminous supernovae*, *Nature* **450** (2007) 390, [[arXiv:0710.3314](#)].
 - [15] S. E. Woosley, *Pulsational Pair-Instability Supernovae*, *Astrophys. J.* **836** (2017) 244, [[arXiv:1608.08939](#)].
 - [16] R. Farmer, M. Renzo, S. E. de Mink, P. Marchant, and S. Justham, *Mind the gap: The location of the lower edge of the pair instability supernovae black hole mass gap*, [arXiv:1910.12874](#).
 - [17] **LIGO Scientific, Virgo** Collaboration, R. Abbott et al., *GW190521: A Binary Black Hole Merger with a Total Mass of $150M_\odot$* , *Phys. Rev. Lett.* **125** (2020) 101102, [[arXiv:2009.01075](#)].
 - [18] **LIGO Scientific, Virgo** Collaboration, R. Abbott et al., *Properties and Astrophysical Implications of the $150 M_\odot$ Binary Black Hole Merger GW190521*, *Astrophys. J. Lett.* **900** (2020) L13, [[arXiv:2009.01190](#)].
 - [19] V. De Luca, V. Desjacques, G. Franciolini, P. Pani, and A. Riotto, *GW190521 Mass Gap Event and the Primordial Black Hole Scenario*, *Phys. Rev. Lett.* **126** (2021) 051101, [[arXiv:2009.01728](#)].

- [20] Z.-C. Chen, C. Yuan, and Q.-G. Huang, *Confronting the primordial black hole scenario with the gravitational-wave events detected by LIGO-Virgo*, Phys. Lett. B **829** (2022) 137040, [arXiv:2108.11740].
- [21] J. Garcia-Bellido and E. Ruiz Morales, *Primordial black holes from single field models of inflation*, Phys. Dark Univ. **18** (2017) 47, [arXiv:1702.03901].
- [22] J. M. Ezquiaga, J. Garcia-Bellido, and E. Ruiz Morales, *Primordial Black Hole production in Critical Higgs Inflation*, Phys. Lett. B **776** (2018) 345–349, [arXiv:1705.04861].
- [23] C. Germani and T. Prokopec, *On primordial black holes from an inflection point*, Phys. Dark Univ. **18** (2017) 6–10, [arXiv:1706.04226].
- [24] H. Motohashi and W. Hu, *Primordial Black Holes and Slow-Roll Violation*, Phys. Rev. D **96** (2017) 063503, [arXiv:1706.06784].
- [25] K. Kefala, G. P. Kodaxis, I. D. Stamou, and N. Tetradis, *Features of the inflaton potential and the power spectrum of cosmological perturbations*, Phys. Rev. D **104** (2021) 023506, [arXiv:2010.12483].
- [26] I. Dalianis, G. P. Kodaxis, I. D. Stamou, N. Tetradis, and A. Tsigkas-Kouvelis, *Spectrum oscillations from features in the potential of single-field inflation*, Phys. Rev. D **104** (2021) 103510, [arXiv:2106.02467].
- [27] K. Inomata, E. McDonough, and W. Hu, *Primordial black holes arise when the inflaton falls*, Phys. Rev. D **104** (2021) 123553, [arXiv:2104.03972].
- [28] K. Inomata, E. McDonough, and W. Hu, *Amplification of primordial perturbations from the rise or fall of the inflaton*, JCAP **02** (2022) 031, [arXiv:2110.14641].
- [29] Y.-F. Cai, X.-H. Ma, M. Sasaki, D.-G. Wang, and Z. Zhou, *One Small Step for an Inflaton, One Giant Leap for Inflation: a novel non-Gaussian tail and primordial black holes*, arXiv:2112.13836.
- [30] K. Boutivas, I. Dalianis, G. P. Kodaxis, and N. Tetradis, *The effect of multiple features on the power spectrum in two-field inflation*, arXiv:2203.15605.
- [31] Y.-F. Cai, X. Tong, D.-G. Wang, and S.-F. Yan, *Primordial Black Holes from Sound Speed Resonance during Inflation*, Phys. Rev. Lett. **121** (2018) 081306, [arXiv:1805.03639].
- [32] C. Chen, X.-H. Ma, and Y.-F. Cai, *Dirac-Born-Infeld realization of sound speed resonance mechanism for primordial black holes*, Phys. Rev. D **102** (2020) 063526, [arXiv:2003.03821].
- [33] J. D. Barrow and B. J. Carr, *Formation and evaporation of primordial black holes in scalar - tensor gravity theories*, Phys. Rev. D **54** (1996) 3920–3931.
- [34] C. Fu, P. Wu, and H. Yu, *Primordial Black Holes from Inflation with Nonminimal Derivative Coupling*, Phys. Rev. D **100** (2019) 063532, [arXiv:1907.05042].
- [35] O. Özsoy, S. Parameswaran, G. Tasinato, and I. Zavala, *Mechanisms for Primordial Black Hole Production in String Theory*, JCAP **07** (2018) 005, [arXiv:1803.07626].
- [36] A. Y. Kamenshchik, A. Tronconi, T. Vardanyan and G. Venturi, *Non-Canonical Inflation and Primordial Black Holes Production*, Phys. Lett. B **791** (2019) 201–205, [arXiv:1812.02547].
- [37] J. Lin, Q. Gao, Y. Gong, Y. Lu, C. Zhang, and F. Zhang, *Primordial black holes and secondary gravitational waves from k and G inflation*, Phys. Rev. D **101** (2020) 103515, [arXiv:2001.05909].
- [38] Z. Yi, Q. Gao, Y. Gong, and Z.-h. Zhu, *Primordial black holes and scalar-induced secondary gravitational waves from inflationary models with a noncanonical kinetic term*, Phys. Rev. D **103** (2021) 063534, [arXiv:2011.10606].
- [39] Q. Gao, Y. Gong, and Z. Yi, *Primordial black holes and secondary gravitational waves from natural inflation*, Nucl. Phys. B **969** (2021) 115480, [arXiv:2012.03856].
- [40] M. Solbi and K. Karami, *Primordial black holes and induced gravitational waves in k -inflation*, JCAP **08** (2021) 056, [arXiv:2102.05651 [astro-ph.CO]]. [arXiv:2102.05651].
- [41] Q. Gao, *Primordial black holes and secondary gravitational waves from chaotic inflation*, Sci. China Phys. Mech. Astron. **64** (2021) 280411, [arXiv:2102.07369].
- [42] C. Fu, P. Wu, and H. Yu, *Primordial black holes and oscillating gravitational waves in slow-roll and slow-climb inflation with an intermediate noninflationary phase*, Phys. Rev. D **102** (2020) 043527, [arXiv:2006.03768].
- [43] K. Kannike, L. Marzola, M. Raidal, and H. Veermäe, *Single Field Double Inflation and Primordial Black Holes*, JCAP **09** (2017) 020, [arXiv:1705.06225].
- [44] G. Ballesteros and M. Taoso, *Primordial black hole dark matter from single field inflation*, Phys. Rev. D **97** (2018) 023501, [arXiv:1709.05565].
- [45] M. P. Hertzberg and M. Yamada, *Primordial Black Holes from Polynomial Potentials in Single Field Inflation*, Phys. Rev. D **97** (2018) 083509, [arXiv:1712.09750].
- [46] M. Biagetti, G. Franciolini, A. Kehagias and A. Riotto, *Primordial Black Holes from Inflation and Quantum Diffusion*, JCAP **07** (2018) 032, [arXiv:1804.07124].
- [47] D. G. Figueroa, S. Raatikainen, S. Rasanen, and E. Tomberg, *Non-Gaussian Tail of the Curvature Perturbation in Stochastic Ultra-slow-Roll Inflation: Implications for Primordial Black Hole Production*, Phys. Rev. Lett. **127** (2021) 101302, [arXiv:2012.06551].
- [48] D. K. Hazra, L. Sriramkumar, and J. Martin, *BINGO: A code for the efficient computation of the scalar bispectrum*, JCAP **05** (2013) 026, [arXiv:1201.0926].
- [49] Planck Collaboration, Y. Akrami et al., *Planck 2018 results. X. Constraints on inflation*, Astron. Astrophys. **641** (2020) A10, [arXiv:1807.06211].
- [50] D. J. Fixsen, E. S. Cheng, J. M. Gales, J. C. Mather, R. A. Shafer, and E. L. Wright, *The Cosmic Microwave Background spectrum from the full COBE FIRAS data set*, Astrophys. J. **473** (1996) 576, [astro-ph/9605054].
- [51] C. T. Byrnes, P. S. Cole, and S. P. Patil, *Steepest growth of the power spectrum and primordial black holes*, JCAP **06** (2019) 028, [arXiv:1811.11158].
- [52] A. Kehagias, I. Musco, and A. Riotto, *Non-Gaussian Formation of Primordial Black Holes: Effects on the Threshold*, JCAP **12** (2019) 029, [arXiv:1906.07135].
- [53] I. Musco, V. De Luca, G. Franciolini, and A. Riotto, *Threshold for primordial black holes. II. A simple analytic prescription*, Phys. Rev. D **103** (2021) 063538, [arXiv:2011.03014].
- [54] D. H. Lyth and A. R. Liddle, *The primordial density perturbation: Cosmology, inflation and the origin of structure*, Physics Today **63** (2010) 49.
- [55] S. Young, *The primordial black hole formation criterion re-examined: Parametrisation, timing and the choice of window function*, Int. J. Mod. Phys. D **29** (2019) 2030002, [arXiv:1905.01230].

- [56] S. Young, C. T. Byrnes, and M. Sasaki, *Calculating the mass fraction of primordial black holes*, JCAP **07** (2014) 045, [arXiv:1405.7023].
- [57] S. Clark, B. Dutta, Y. Gao, L. E. Strigari, and S. Watson, *Planck Constraint on Relic Primordial Black Holes*, Phys. Rev. D **95** (2017) 083006, [arXiv:1612.07738].
- [58] S. Clark, B. Dutta, Y. Gao, Y.-Z. Ma, and L. E. Strigari, *21 cm limits on decaying dark matter and primordial black holes*, Phys. Rev. D **98** (2018) 043006, [arXiv:1803.09390].
- [59] M. Boudaud and M. Cirelli, *Voyager 1 e^\pm Further Constrain Primordial Black Holes as Dark Matter*, Phys. Rev. Lett. **122** (2019) 041104, [arXiv:1807.03075].
- [60] R. Laha, *Primordial Black Holes as a Dark Matter Candidate Are Severely Constrained by the Galactic Center 511 keV γ -Ray Line*, Phys. Rev. Lett. **123** (2019) 251101, [arXiv:1906.09994].
- [61] W. DeRocco and P. W. Graham, *Constraining Primordial Black Hole Abundance with the Galactic 511 keV Line*, Phys. Rev. Lett. **123** (2019) 251102, [arXiv:1906.07740].
- [62] R. Laha, J. B. Muñoz, and T. R. Slatyer, *INTEGRAL constraints on primordial black holes and particle dark matter*, Phys. Rev. D **101** (2020) 123514, [arXiv:2004.00627].
- [63] P. W. Graham, S. Rajendran, and J. Varela, *Dark Matter Triggers of Supernovae*, Phys. Rev. D **92** (2015) 063007, [arXiv:1505.04444].
- [64] F. Capela, M. Pshirkov, and P. Tinyakov, *Constraints on primordial black holes as dark matter candidates from capture by neutron stars*, Phys. Rev. D **87** (2013) 123524, [arXiv:1301.4984].
- [65] H. Niikura et al., *Microlensing constraints on primordial black holes with Subaru/HSC Andromeda observations*, Nature Astron. **3** (2019) 524–534, [arXiv:1701.02151].
- [66] H. Niikura, M. Takada, S. Yokoyama, T. Sumi, and S. Masaki, *Constraints on Earth-mass primordial black holes from OGLE 5-year microlensing events*, Phys. Rev. D **99** (2019) 083503, [arXiv:1901.07120].
- [67] Z.-C. Chen, C. Yuan, and Q.-G. Huang, *Pulsar Timing Array Constraints on Primordial Black Holes with NANOGrav 11-Year Dataset*, Phys. Rev. Lett. **124** (2020) 251101, [arXiv:1910.12239].
- [68] B. J. Kavanagh, D. Gaggero, and G. Bertone, *Merger rate of a subdominant population of primordial black holes*, Phys. Rev. D **98** (2018) 023536, [arXiv:1805.09034].
- [69] **LIGO Scientific, Virgo Collaboration**, B. P. Abbott et al., *Search for Subsolar Mass Ultracompact Binaries in Advanced LIGO’s Second Observing Run*, Phys. Rev. Lett. **123** (2019) 161102, [arXiv:1904.08976].
- [70] P. D. Serpico, V. Poulin, D. Inman, and K. Kohri, *Cosmic microwave background bounds on primordial black holes including dark matter halo accretion*, Phys. Rev. Res. **2** (2020) 023204, [arXiv:2002.10771].
- [71] M. Kawasaki and H. Nakatsuka, *Effect of nonlinearity between density and curvature perturbations on the primordial black hole formation*, Phys. Rev. D **99** (2019) 123501, [arXiv:1903.02994].
- [72] V. De Luca, G. Franciolini, A. Kehagias, M. Peloso, A. Riotto and C. Ünal, *The Ineludible non-Gaussianity of the Primordial Black Hole Abundance*, JCAP **07** (2019) 048, [arXiv:1904.00970].
- [73] S. Young, I. Musco and C. T. Byrnes, *Primordial black hole formation and abundance: contribution from the non-linear relation between the density and curvature perturbation*, JCAP **11** (2019) 012, [arXiv:1904.00984].
- [74] D. Baumann, P. J. Steinhardt, K. Takahashi, and K. Ichiki, *Gravitational Wave Spectrum Induced by Primordial Scalar Perturbations*, Phys. Rev. D **76** (2007) 084019, [hep-th/0703290].
- [75] K. Inomata, M. Kawasaki, K. Mukaida, Y. Tada and T. T. Yanagida, *Inflationary primordial black holes for the LIGO gravitational wave events and pulsar timing array experiments*, Phys. Rev. D **95** (2017) 123510, [arXiv:1611.06130].
- [76] K. Kohri and T. Terada, *Semianalytic calculation of gravitational wave spectrum nonlinearly induced from primordial curvature perturbations*, Phys. Rev. D **97** (2018) 123532, [arXiv:1804.08577].
- [77] R.-g. Cai, S. Pi, and M. Sasaki, *Gravitational Waves Induced by non-Gaussian Scalar Perturbations*, Phys. Rev. Lett. **122** (2019) 201101, [arXiv:1810.11000].
- [78] K. Inomata and T. Nakama, *Gravitational waves induced by scalar perturbations as probes of the small-scale primordial spectrum*, Phys. Rev. D **99** (2019) 043511, [arXiv:1812.00674].
- [79] S. Wang, T. Terada, and K. Kohri, *Prospective constraints on the primordial black hole abundance from the stochastic gravitational-wave backgrounds produced by coalescing events and curvature perturbations*, Phys. Rev. D **99** (2019) 103531, [arXiv:1903.05924]. [Erratum: Phys.Rev.D 101, 069901 (2020)].
- [80] C. Yuan and Q.-G. Huang, *A topic review on probing primordial black hole dark matter with scalar induced gravitational waves*, arXiv:2103.04739.