

Centrality and Transverse Sphericity dependent study of charged-particle production in Xe-Xe collisions at $\sqrt{s_{NN}} = 5.44$ TeV using PYTHIA8 Angantyr and AMPT models

Randhir Singh^{1a}, Renu Bala^{1b}, Sanjeev Singh Sambyal^{1c}
Department Of Physics, University of Jammu, Jammu, India¹

Transverse Sphericity is an event structure variable which provide an effective way to disentangle the data into hard and soft components of the processes corresponding to events with small and large numbers of multi-parton interactions (MPI), respectively. Recent experimental results in small systems from the LHC suggest the importance of transverse sphericity variable in the classification of the events. In this contribution, we have studied the dynamics of identified particle production in Xe-Xe collisions at $\sqrt{s_{NN}} = 5.44$ TeV using A Multi-Phase Transport Model (AMPT) and the recently developed Angantyr model, which is incorporated within PYTHIA8. A study of the transverse momentum spectra of the identified particles are presented for soft (isotropic) and hard (jetty-like) events in different centrality intervals.

arXiv:2208.05212v2 [hep-ph] 12 Aug 2022

^a E-mail: randhir.singh@cern.ch

^b E-mail: Renu.Bala@cern.ch

^c E-mail: sanjeev.singh.sambyal@cern.ch

I. INTRODUCTION

The study of the behaviour of the matter at extreme conditions of temperature and energy density is important to understand the processes involved in the phase transition of the matter in Quantum Chromodynamics (QCD). Experiments like Relativistic Heavy Ion Collider (RHIC) at BNL, USA and Large Hadron Collider at CERN, Geneva, Switzerland are specially designed to study the matter at these extreme conditions. In these experiments, the results have suggested that a strongly interacting de-confined state of quarks and gluons, also called Quark-Gluon plasma (QGP), is formed in ultra-relativistic heavy-ion collisions. This plasma is a very hot and dense state and exist for a very short duration of time. The relevant degrees of freedom in the QGP phase are quarks and gluons instead of mesons and baryons (which are color neutral confined state). After the formation this QGP plasma cools and expands hydrodynamically and reaches first to the chemical freeze-out (the hadron abundances are fixed) phase and then reaches to kinetic freeze-out (the hadron momenta are fixed) phase.

The observable which is important to characterize the properties of the created matter in these collisions is the multiplicity of the charged particles. This is due to the fact that the particle production is effected by the initial energy density reached in the collision. The colliding nuclei are extended objects. Therefore, in a collision, the region of overlap between the two colliding nuclei varies from collision to collision. This degree of overlap is expressed by the term impact parameter (denoted as "b"). The impact parameter cannot be measured directly. To overcome the difficulty, a different parameter called centrality is used. The centrality characterises the initial overlapping region geometry, which corresponds to the number of participating nucleons N_{part} and binary collisions N_{coll} . N_{part} and N_{coll} will be different for similar overlap in collisions of nuclei of different sizes.

Transverse sphericity is an event shape variable which has been introduced recently. The recent development in event shape variables provides an alternate way to characterise the high multiplicity events in small systems considering particle production, event multiplicity, and event shape variable together. Event shape observables provide information about the energy distribution in an event. The event shape observables, calculated event-by-event allows one to isolate jetty-like (high p_T jets) and isotropic (partonic scattering with low Q^2) events [1]. The ALICE, CMS, and ATLAS experiments have done the studies based on transverse sphericity [2, 3]. These studies involved the understanding of event shape as a function of charged particle multiplicity of the event. The results from these studies show that for high multiplicity, the events were more isotropic. After studying extensively in small systems [4], the use of transverse sphericity parameter in heavy-ion collisions systems may reveal new and unique results from heavy-ion collisions where the production of a QGP is well established fact.

Transverse momentum (p_T) spectra of the charged particles produced in the heavy-ion collisions carry essential information about the thermal nature of the interacting system [5–12]. The Maxwell-Boltzmann distribution law tells us that the p_T spectra are related to the temperature of the system formed in these collisions. At low to intermediate p_T (up to 10 GeV/c), the collective expansion of the system governs the charged particle production, which is observed in the shapes of single-particle transverse-momentum spectra [13, 14] and multi-particle correlations [15]. At high p_T (typically above 10 GeV/c), parton fragmentation governs the particle production. This production is effected by the amount of energy loss that the partons suffer when propagating in the medium. Moreover, the number of charged particles (N_{ch}) produced in these ultra-relativistic collisions are also related to the temperature and energy density of the system created. The ratios of yields of identified hadrons are also important to understand to the processes involved in the production of hadron. The ratio of proton to pion (p/π) and kaon to pion (K/π) characterize the relative baryon and meson production, respectively.

In this work, we have explored all the above-mentioned aspects related to particle production. We have also used transverse sphericity for the first time in Xe-Xe collisions at $\sqrt{s_{NN}} = 5.44$ TeV using A Multi-Phase Transport Model (AMPT)[16] and Angantyr model which is incorporated in PYTHIA8 . The purpose of the present analysis is to study the dynamics of heavy-ion collisions using transverse sphericity and collision centrality in Xe-Xe collisions. Thus, we have used the PYTHIA8 and the string melting parameterization available in AMPT model. We hope that this would drive experimentalists to pursue such study in experiments at RHIC and the LHC. The contribution is arranged as follows. We begin with a brief introduction and motivation for the study in Section-I. In Section-II, the detailed analysis methodology along with brief description about AMPT and PYTHIA (Angantyr) are given. Section-III discusses about the results for the charged-particle pseudorapidity density, p_T spectra of π^\pm , K^\pm and p^\pm in different centrality and transverse sphericity ranges. Finally the results are summarized in Section-IV.

II. EVENT GENERATION AND ANALYSIS METHODOLOGY

This section will be devoted to discussions related to the event generators, AMPT and PYTHIA8 (Angantyr). Around 0.5 Million Xe-Xe events have been generated for both event generators at $\sqrt{s_{NN}} = 5.44$ TeV. A discussion will also be presented for transverse sphericity.

A. PYTHIA8 (Angantyr)

PYTHIA8 is general purpose Monte Carlo event generator that has been quite successful in the study of elementary particle collisions. It has been extensively used to simulate proton-proton, proton-lepton collisions to understand the dynamics of strong and electroweak processes extending from high momentum transfer regions (perturbative scales) to the scales around Λ_{QCD} (Lattice QCD scales). Recently efforts have been made to modify PYTHIA8 that made it possible to simulate ultra-relativistic heavy-ion collisions like, proton-nuclei (pA) and nuclei-nuclei (AA). PYTHIA8 incorporates what is called "Angantyr" which basically superpose many pp collisions to make a single heavy-ion collision. This way a bridge is formed between heavy ion and high energy hadron phenomenology. An important point is to note that the assumption of the formation of a hot thermalised medium is not included in the Angantyr as the production mechanisms is same as in small collision systems. Thus it can be used to differentiate the effects of collective and non-collective behaviour in heavy-ion collisions.

The Angantyr model is basically inspired by the old Fritiof model and the notion of "wounded" nucleons, but with the inclusion of effects of hard partonic interactions. To calculate the number of wounded nucleons the use of Glauber model is made, with the consideration of fluctuations in the nucleon-nucleon(NN) interactions to differentiate non-diffractively and diffractively wounded nucleons. In the model, the fluctuations of nucleonic wavefunction are accommodated as fluctuations in the nuclei radius. Nucleons inside nuclei are distributed randomly according to a Glauber formalism. Every nucleon is then identified as either wounded or spectator. The interactions between wounded nucleons in projectile and target are classified as elastic, ND, secondary ND, SD and double-diffractive(DD) which basically depends upon the interaction probability. All the sub-events generated at the parton level are stacked together to represent one pA or AA collision event.

In PYTHIA8 hadronization is done via the Lund string fragmentation model. In this model, the Lund area law [17] provides the probability of creating hadrons from an initial state of partons. The produced partons are connected to the beam remnants through color fluxtubes or strings which stores potential energy. As the partons move away from each other, the string breaks causing the formation of new quark-antiquark pair. This process continues until the string pieces reduces to very small pieces, which are recognized as shell hadrons. In this scheme, reconnection of strings between the partons happens in such a way that strings length decreases; resulting to the decrease in the particle production and hence multiplicity.

B. A Multi-Phase Transport (AMPT) model

The AMPT model has four main components : the initial conditions, partonic interactions, the conversion from the partonic to the hadronic matter, and hadronic interactions. In case of default AMPT model, initial conditions for heavy ion collisions at RHIC are carried from the HIJING model [18–20]. The production of particles are described either as hard and soft components. The hard components are the ones that involve a momentum transfer larger than a cutoff momentum, p_0 , value while soft components are the ones having momentum transfer below the cutoff value. The hard component is evaluated in the perturbative Quantum Chromodynamics domain (pQCD) using parton distribution functions in a nucleus. These processes contribute to the production of minijets partons. The soft component is discussed in non-perturbative region and are modeled by the formation of strings. The excited strings then decay independently following Lund JETSET fragmentation model. The energy density in the default AMPT model can be very high in heavy ion collisions. To incorporate this effect, the AMPT model is extended to include the string melting mechanism. The interactions between partons are described using equations of motion which can be approximately written as the Boltzmann equations. The Boltzmann equations are then solved by using Zhang's parton cascade (ZPC) [21], in which two partons undergo scattering whenever they are within a minimum closest distance. In the String Melting version of AMPT (AMPT-SM), colored strings are melted to form low momentum partons which take place at the start of the ZPC. Corresponding to two different initial conditions, hadronization is also done via two different mechanisms. In case of default AMPT model, the minijets and their remaining parent nucleons coexist and after partonic interactions they together form new excited strings. Lund string fragmentation

model describes the hadronization of these strings. In case of the AMPT model with string melting, the conversion of strings into soft partons takes place, and after that hadronization happens via simple quark coalescence model. In the coalescence model, hadronization is done by combining three closest quarks (antiquarks) into a baryon (antibaryon) and two closest partons into a meson. The hadrons thus produced undergo final evolution via meson-meson, meson-baryon and baryon-baryon interactions described by the relativistic transport mechanism. The quark coalescence mechanism for hadronization well explains the spectra at the mid- p_T regions and particle flow [22–24]. Thus, for our work, we have used AMPT-SM mode (AMPT version 2.26t7) with the default settings.

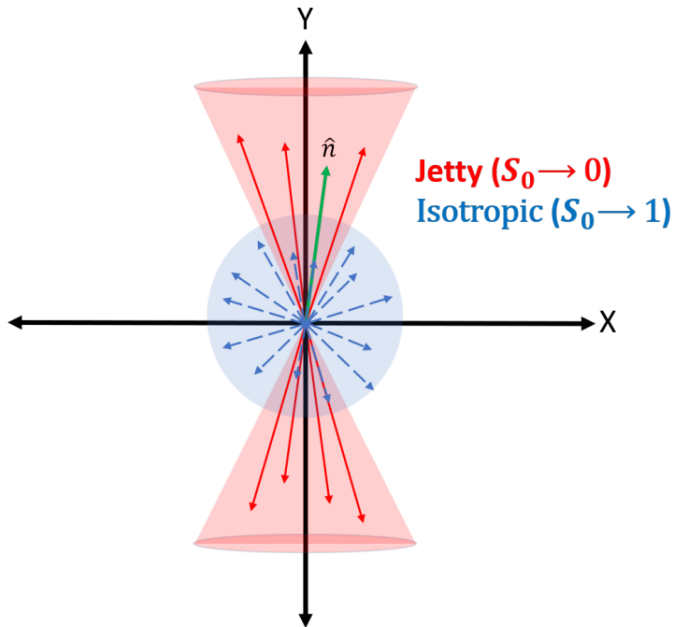


FIG. 1: Jetty and isotropic events in the transverse plane[25].

C. Transverse Sphericity

Transverse sphericity (S_o) is the property of an event and is defined using a unit vector $\hat{n}(n_T, 0)$ which minimizes the ratio [26, 27] and chosen from all possible unit transverse vectors:

$$S_o = \frac{\pi^2}{4} \min_{\hat{n}=(n_x, n_y, n_z)} \left(\frac{\sum_i |\vec{p}_{T_i} \times \hat{n}_T|}{\sum_i p_{T_i}} \right)^2 \quad (1)$$

The factor, $\pi^2/4$ normalises the minimised value to 1 for isotropic case. As a result, the value of transverse sphericity run from 0 to 1, as the distribution of particles deviates from the jetty-like to an isotropic structure respectively, i.e.

$$S_o = \begin{cases} 0 & \text{“pencil-like” limit (hard events)} \\ 1 & \text{“isotropic” limit (soft events)} \end{cases} \quad (2)$$

Fig.1 shows the distribution of particles in both the scenarios.

III. RESULTS

In figure 2, the charged-particle multiplicity density $dN_{ch}/d\eta$ as a function of pseudorapidity for different centrality classes are presented for AMPT and PYTHIA8. The centrality intervals for the AMPT are defined using the impact

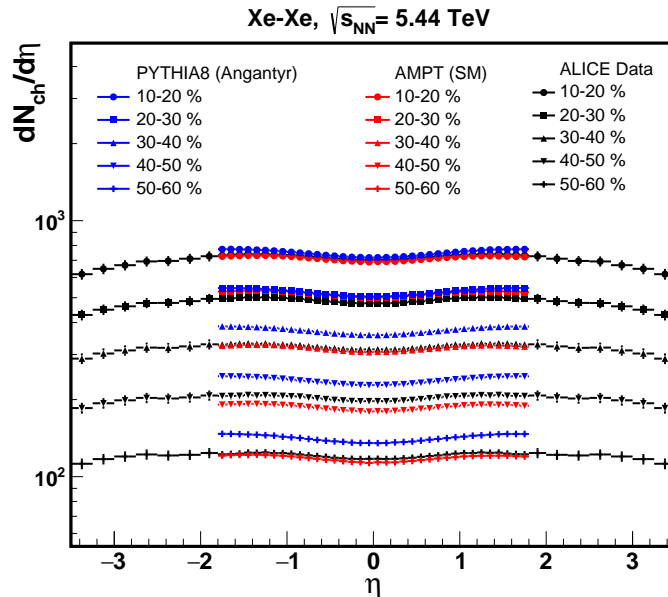


FIG. 2: Charged-particle pseudorapidity density for different centrality classes over a broad η range in **Xe-Xe** collisions at $\sqrt{s_{NN}} = 5.44$ TeV calculated with AMPT and PYTHIA8. The results also compared with the results from the ALICE Experiment at the LHC at CERN.

| Centrality | AMPT | | PYTHIA8 | |
|------------|-----------|-----------|-------------|-------------|
| | b_{min} | b_{max} | E_T^{min} | E_T^{max} |
| 0-10% | 0 | 4.507 | 1031.47 | 2000 |
| 10-20% | 4.507 | 6.37525 | 729.13 | 1031.47 |
| 20-30% | 6.37525 | 7.80479 | 502.604 | 729.13 |
| 30-40% | 7.80479 | 9.00297 | 330.139 | 502.604 |
| 40-50% | 9.00297 | 10.0606 | 202.442 | 330.139 |
| 50-60% | 10.0606 | 11.0097 | 111.821 | 202.442 |
| 60-70% | 11.0097 | 11.8943 | 53.8031 | 111.821 |

TABLE I: Table showing the values of impact parameter for AMPT and summed transverse energy for PYTHIA8 for different centrality bins.

parameter values as can be seen in table I whereas for PYTHIA8 we define the centrality intervals which is based on the summed transverse energy ($\sum E_T$) in the pseudorapidity interval $[-0.8, 0.8]$. Figure 3a shows the distribution of events as a function of impact parameter for AMPT generator while Figure 3b shows event distribution for PYTHIA8 event generator as a function of summed transverse energy ($\sum E_T$) [28]. The $dN_{ch}/d\eta$ values are also compared with the results from the experimental study with the ALICE Detector at the LHC at CERN [29]. From the figure, it can be seen that the AMPT describe the data fairly well at low centralities, and a slight overestimate at high centralities. On the other hand, PYTHIA8 produces the shape pretty well but slightly overestimates the data in the small centrality bins but this overestimation increases in higher centrality bins. For Angantyr, we find that the fluctuations as well as the distinction between primary and secondary absorption-damaged nucleons have a fairly significant impact on the final state multiplicity. It is to be noted that AMPT presumes that a hot dense medium is formed in which a

collective expansion of a thermalised medium occurs whereas PYTHIA lacks a mechanism to reproduce the collective effects seen in pp collisions, and therefore the Angantyr model lacks the assumption of production of a medium as well. The p_T spectra of particles has been studied in jetty and isotropic limits of transverse sphericity intervals for

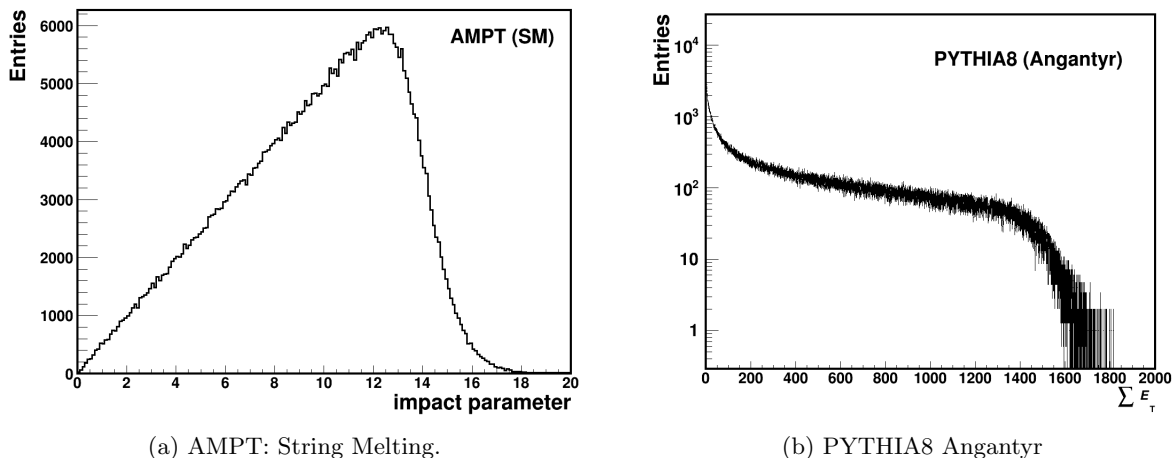


FIG. 3: (a) Event distribution as a function of impact parameter for AMPT and (b) Event distribution as a function of Summed Transverse energy ($\sum E_T$) for PYTHIA8 Angantyr model.

centrality classes. In Figure 4 the transverse sphericity distribution for AMPT 4a and PYTHIA8 4b generators in different centrality classes for Xe-Xe collisions at $\sqrt{s_{NN}} = 5.44$ TeV are presented. From the figure, it is observed that small centrality (high-multiplicity) events are more towards isotropic in nature whereas high centrality (low multiplicity) events are towards the jetty side. The means that the peak of the transverse sphericity distribution shifts towards jetty events with centrality, which shows that more central events contribute to the softer events and vice-versa. The process of isotropization in a many-particle final state occurs through multiple interactions between the quanta of the system. If the final state multiplicity in an event is higher, the probability that the event will become isotropic is also higher. Therefore, the differential study of particle production as a function of centrality and transverse sphericity classes has great importance to understand the particle production mechanism. As transverse sphericity distribution depends on centrality and ultimately to the charged-particle multiplicity, therefore to define the jetty and isotropic limits of transverse sphericity, the 20% events of the extremum of the sphericity distribution are considered. The cuts for jetty and isotropic events vary for different centrality classes are shown in Table.II.

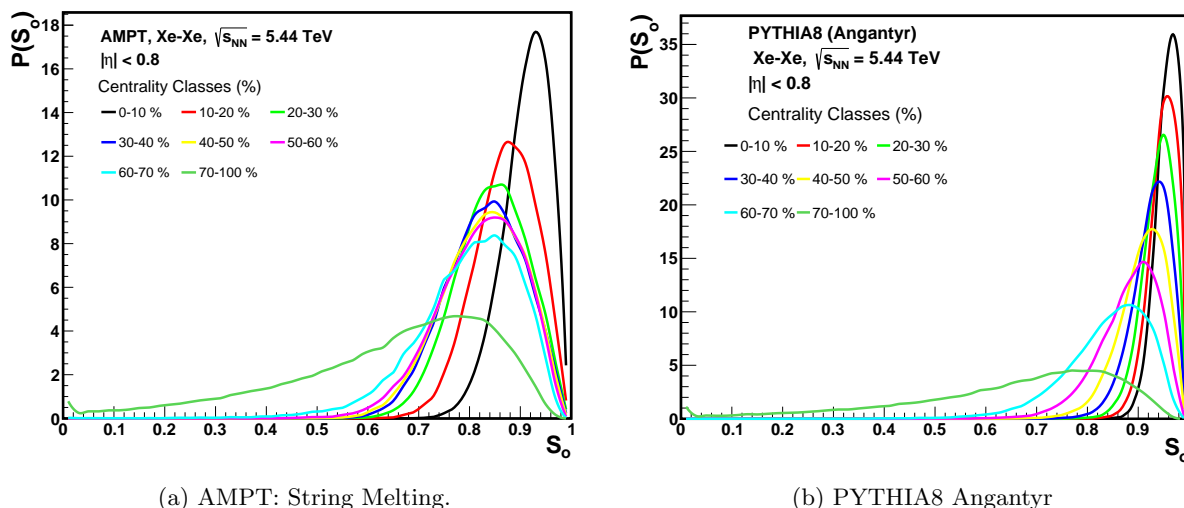


FIG. 4: (a) Event distribution as a function of impact parameter for AMPT and (b) Event distribution as a function of Summed Transverse energy ($\sum E_T$) for PYTHIA8 Angantyr model.

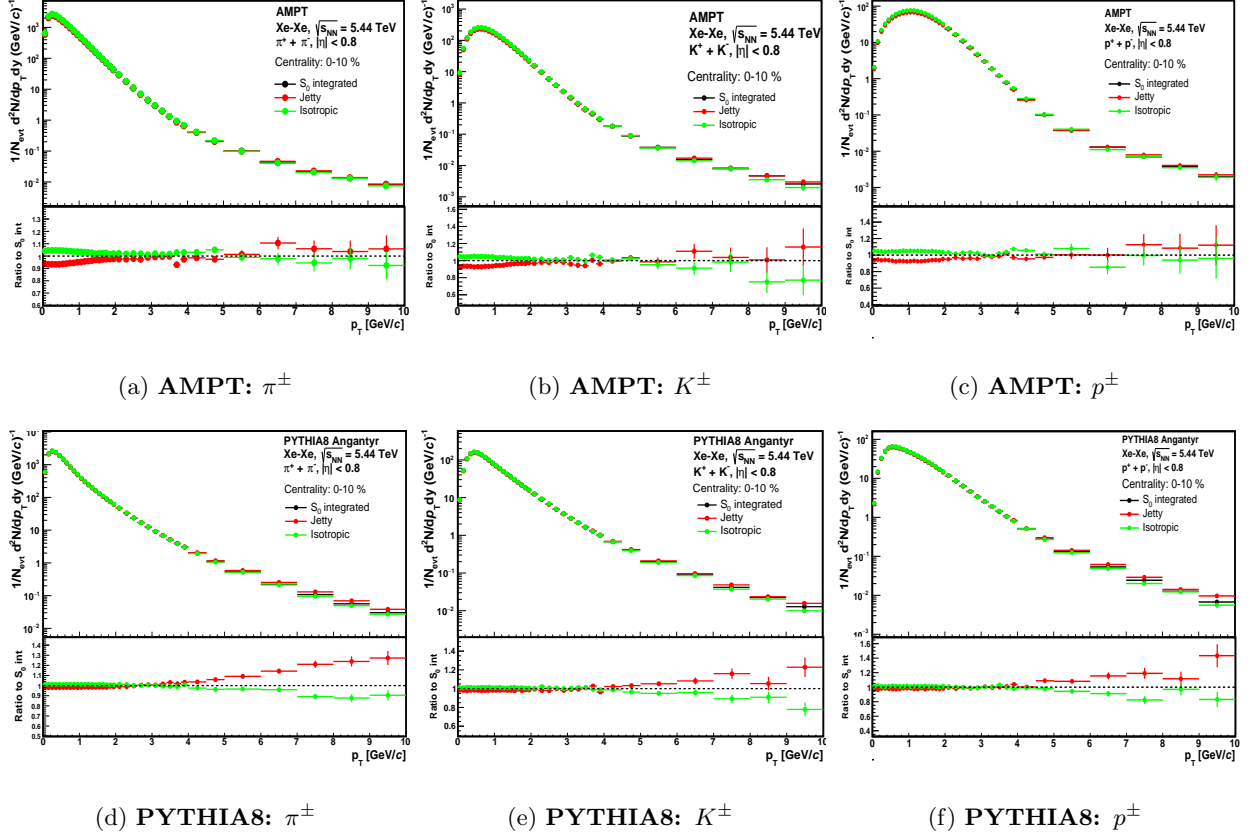


FIG. 5: p_T spectra of π^\pm , K^\pm and p^\pm in the *centrality* bin 0-10% bin for AMPT (left) PYTHIA8 (right) event generators. The lower panel of the respective figures show the ratio of p_T -spectra for isotropic and jetty events w.r.t. S_o integrated events. The green markers are for isotropic events, red markers are jetty events, and black represent S_o integrated events.

| Centrality | AMPT | | PYTHIA8 | |
|------------|--------|-----------|---------|-----------|
| | jetty | isotropic | jetty | isotropic |
| 0-10% | 0-0.87 | 0.95-1 | 0-0.93 | 0.97-1 |
| 10-20% | 0-0.82 | 0.92-1 | 0-0.92 | 0.96-1 |
| 20-30% | 0-0.78 | 0.90-1 | 0-0.91 | 0.96-1 |
| 30-40% | 0-0.76 | 0.89-1 | 0-0.89 | 0.95-1 |
| 40-50% | 0-0.75 | 0.89-1 | 0-0.87 | 0.94-1 |
| 50-60% | 0-0.74 | 0.88-1 | 0-0.83 | 0.93-1 |
| 60-70% | 0-0.72 | 0.87-1 | 0-0.77 | 0.93-1 |

TABLE II: Table showing the values of transverse sphericity for jetty and isotropic ranges for different centrality bins.

The event shape study is done using transverse sphericity in various centrality classes as given in Table II. In Figure 5 and 6, the p_T spectra of π^\pm , K^\pm and p^\pm for the centrality bin 0-10% and 60-70% are shown for various sphericity classes at the mid-rapidity $|\eta| < 0.8$. The different classes of centrality are jetty (which corresponds to lower 20% of the events in sphericity distribution), isotropic (which corresponds to higher 20% of the events in sphericity distribution) and integrated (0-1 transverse sphericity). The ratio of the p_T -spectra for isotropic and jetty events

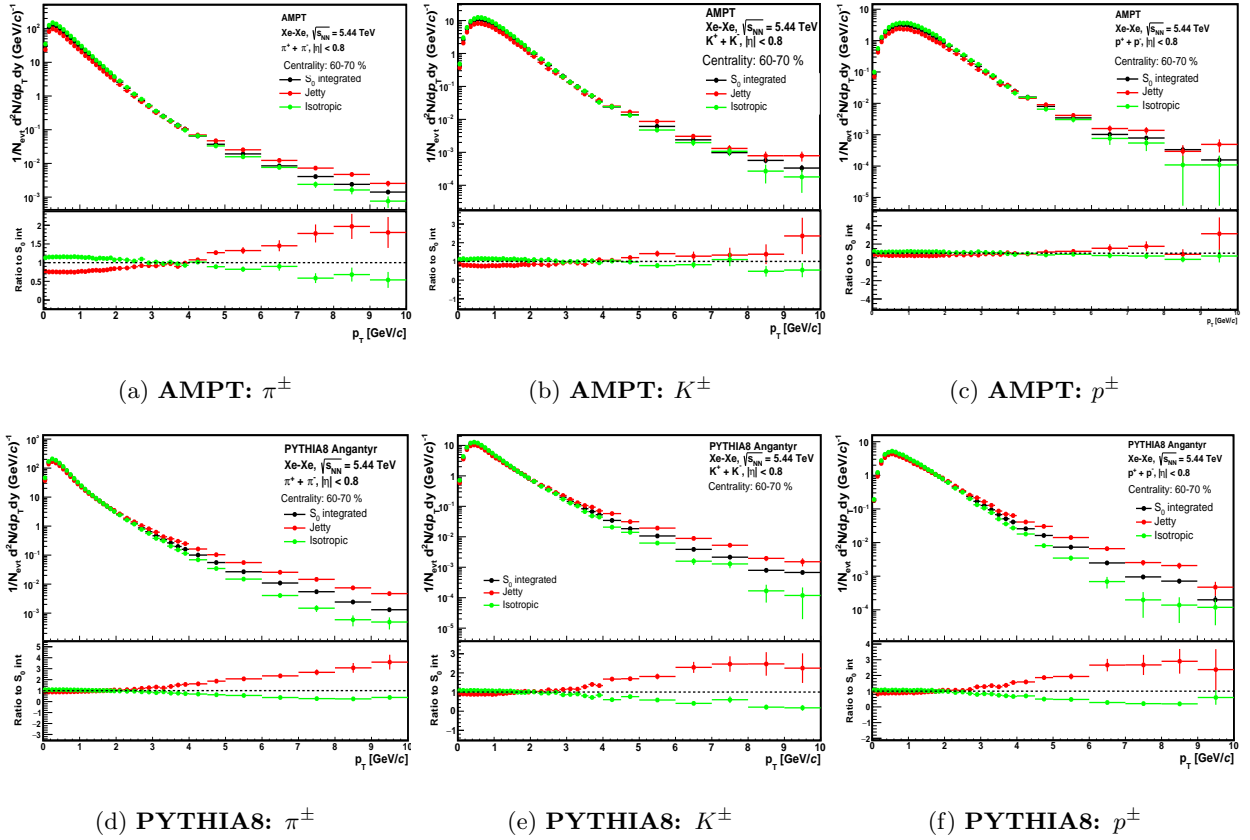


FIG. 6: p_T spectra of π^\pm , K^\pm and p^\pm in the *centrality* bin 60-70% bin for AMPT (left) PYTHIA8 (right) event generators. The lower panel of the respective figures show the ratio of p_T -spectra for isotropic and jetty events w.r.t S_o integrated events. The green markers are for isotropic events, red markers are jetty events, and black represent S_o integrated events.

with respect to the sphericity integrated events ($0 < S_o < 1$) is shown in the lower panels. From the figures, we find that the low p_T regions are dominated by isotropic events rather than jetty events. However, this scenario is reversed when moving to higher p_T . At certain points, called *crossing point*, the jetty event dominates the isotropic event. Therefore, the study of 'crossover points' is of great interest with respect to feasible limits of event-type dominance and hence related particle generation mechanisms. As we progress from low-multiplicity to high-multiplicities, it has been observed from prior investigations of the light-flavor sector that the 'crossing point' relies on the multiplicity greatly and that the isotropic events are populated over numerous events [25, 30, 31]. According to the observations, the QGP-like effects observed in high-multiplicity pp collisions may not be caused by jet-bias effects but instead may be caused by a potential system development, which should be investigated. In the present work, similar studies of the identified particles (π^\pm , K^\pm and p^\pm) in the central pseudorapidity region $|\eta| < 0.8$ in the heavy-ion collision system show that isotropic events are dominant at low centralities (high-multiplicities) and vice-versa. Figure 7 shows the 'crossing point' in different centrality ranges for PYTHIA8 and AMPT event generators. The values are also presented in Table III. This illustrates how, for two event generators, the contribution of jets to the creation of charged particles varies with centrality conditions. From the Table III and Figure 7, a comparison shows the shift of the 'crossing point' towards lower- p_T in case of PYTHIA8 Angantyr model indicating the jet dominant contribution in particle production for AMPT model. This means that the contribution of jets is higher in AMPT as compared to the PYTHIA8. The dominance of isotropy in low centrality (high-multiplicity) events and jettiness in high centrality (low-multiplicity) events in charge particle production further suggests a reduction and softening of the jet yields at high charged-particle multiplicity. Therefore in PYTHIA8 Angantyr model, where the high multiplicity events involve the large momentum transfer, the reduction in jet contribution in the particle production may indicate a reduced production of back-to-back jets. However we should keep in mind that the Angantyr does not include an assumption of a hot thermalised medium, therefore collective effects are absent PYTHIA (Angantyr) whereas AMPT considers collective effects. Also for the Figures 5 and 6, it is clearly visible that Pythia is clearly able to differentiate the ratio as compared the AMPT where the ratio of jetty and isotropic p_T spectra with respect to the integrated S_o move

along the unity in large p_T region. This indicates that the study of the jets production with PYTHIA8 Angantyr and AMPT will form an interesting subject.

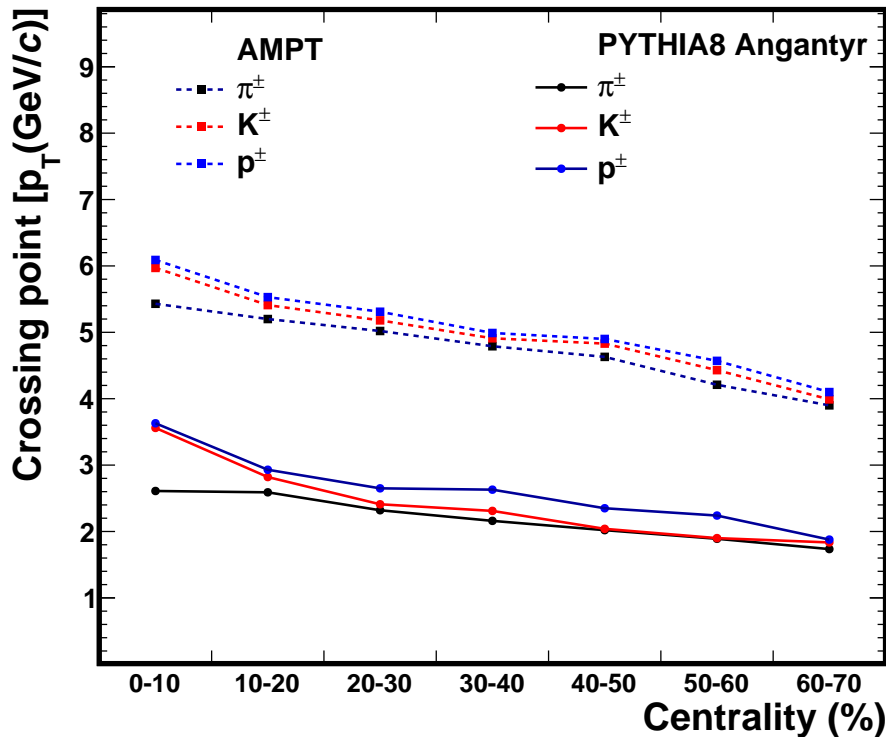


FIG. 7: The dependence of ‘crossing point’ on the centrality of the event for PYTHIA8 (filled circles) and AMPT (Square boxes) respectively.

| Centrality | π^\pm | | K^\pm | | p^\pm | |
|------------|-----------|------|---------|------|---------|------|
| | PYTHIA | AMPT | PYTHIA | AMPT | PYTHIA | AMPT |
| 0-10% | 2.61 | 5.83 | 3.56 | 5.97 | 3.63 | 6.09 |
| 10-20% | 2.59 | 5.2 | 2.82 | 5.41 | 2.93 | 5.53 |
| 20-30% | 2.32 | 5.02 | 2.41 | 5.18 | 2.65 | 5.31 |
| 30-40% | 2.16 | 4.79 | 2.31 | 4.91 | 2.63 | 4.99 |
| 40-50% | 2.02 | 4.63 | 2.04 | 4.83 | 2.35 | 4.90 |
| 50-60% | 1.89 | 4.21 | 1.90 | 4.43 | 2.24 | 4.57 |
| 60-70% | 1.73 | 3.9 | 1.83 | 3.99 | 1.88 | 4.1 |

TABLE III: Table showing the crossing point (p_T in GeV/c) of jetty and isotropic events at mid-rapidity for Xe-Xe at $\sqrt{s_{NN}} = 5.44$ TeV collisions for PYTHIA8 and AMPT.

IV. SUMMARY

In conclusion, using A Multi-Phase Transport Model (AMPT) and PYTHIA8 Angantyr, we present the first application of transverse sphericity analysis for Xe-Xe collisions at $\sqrt{s_{NN}} = 5.44$ TeV . The findings demonstrate that transverse sphericity successfully distinguishes between high- S_o and low- S_o heavy-ion collision event topologies.

From the results, one can see that crossing points occurs at relatively smaller p_T as we go from low centrality to high centrality events. This means that for low centrality events jettiness has a dominance over the isotropiness whereas for high centrality events isotropiness has dominance. Also for PYTHIA8 Angantyr crossing point occurs at much lower p_T as compared to AMPT indicating that jets production occurs at much lower p_T for PYTHIA8 Angantyr as compared to the AMPT. As we know that AMPT considers the formation of medium as well as the collective effects whereas PYTHIA8 Angantyr does not take into account such happenings. Therefore, jet production studies with both models will be an interesting study to do. The results, in our opinion, are extremely positive, and an experimental investigation in this direction would be very beneficial to comprehend the event topology dependence of system dynamics in heavy-ion collisions.

-
- [1] ALICE Collaboration, A. Morsch, “Multiple Parton Interactions with ALICE: from pp to p-Pb,” arXiv:1407.3628 [nucl-ex]. [J. Phys. Conf. Ser.535,012012(2014)]
 - [2] CMS Collaboration, S. Chatrchyan et al., “Jet and underlying event properties as a function of charged-particle multiplicity in proton-proton collisions at $\sqrt{s} = 7$ TeV,” Eur. Phys. J. C **73** no. 12, (2013) 2674, arXiv:1310.4554 [hep-ex].
 - [3] ALICE Collaboration, B. Abelev et al., “Transverse sphericity of primary charged particles in minimum bias proton-proton collisions at $\sqrt{s} = 0.9, 2.76$ and 7 TeV,” Eur. Phys. J. C **72** (2012) 2124, arXiv:1205.3963 [hep-ex].
 - [4] S. Acharya *et al.* [ALICE], “Charged-particle production as a function of multiplicity and transverse sphericity in pp collisions at $\sqrt{s} = 5.02$ and 13 TeV,” Eur. Phys. J. C **79** (2019) no.10, 857
 - [5] J. Cleymans and D. Worku, “Relativistic Thermodynamics: Transverse Momentum Distributions in High-Energy Physics,” Eur. Phys. J. A **48** (2012), 160
 - [6] J. Cleymans and D. Worku, “The Tsallis Distribution in Proton-Proton Collisions at $\sqrt{s} = 0.9$ TeV at the LHC,” J. Phys. G **39** (2012), 025006
 - [7] N. Mallick, R. Sahoo, S. Tripathy and A. Ortiz, “Study of Transverse Sphericity and Azimuthal Anisotropy in Pb-Pb collisions at $\sqrt{s_{NN}} = 5.02$ TeV using A Multi-Phase Transport Model,” J. Phys. G **48** (2021) no.4, 045104
 - [8] N. Mallick, S. Tripathy, A. N. Mishra, S. Deb and R. Sahoo, “Estimation of Impact Parameter and Transverse Sphericity in heavy-ion collisions at the LHC energies using Machine Learning,” Phys. Rev. D **103** (2021) no.9, 094031
 - [9] N. Mallick, S. Tripathy and R. Sahoo, “Event topology and constituent-quark scaling of elliptic flow in heavy-ion collisions at the Large Hadron Collider using a multiphase transport model,” Eur. Phys. J. C **82** (2022) no.6, 524
 - [10] S. Prasad, N. Mallick, D. Behera, R. Sahoo and S. Tripathy, “Event topology and global observables in heavy-ion collisions at the Large Hadron Collider,” Sci. Rep. **12** (2022) no.1, 3917
 - [11] S. Prasad, N. Mallick, S. Tripathy and R. Sahoo, “Probing initial geometrical anisotropy and final azimuthal anisotropy in heavy-ion collisions at Large Hadron Collider energies through event-shape engineering,” [arXiv:2207.12133 [hep-ph]].
 - [12] R. Rath, S. Tripathy, R. Sahoo, S. De and M. Younus, “Identified particle production in Xe+Xe collisions at $\sqrt{s_{NN}} = 5.44$ TeV using a multiphase transport model,” Phys. Rev. C **99** (2019) no.6, 064903
 - [13] J. Adam *et al.* [ALICE], “Centrality dependence of the nuclear modification factor of charged pions, kaons, and protons in Pb-Pb collisions at $\sqrt{s_{NN}} = 2.76$ TeV,” Phys. Rev. C **93** (2016) no.3, 034913
 - [14] S. Acharya *et al.* [ALICE], “Transverse momentum spectra and nuclear modification factors of charged particles in pp, p-Pb and Pb-Pb collisions at the LHC,” JHEP **11** (2018), 013
 - [15] U. Heinz and R. Snellings, “Collective flow and viscosity in relativistic heavy-ion collisions,” Ann. Rev. Nucl. Part. Sci. **63** (2013), 123-151
 - [16] Z. W. Lin, C. M. Ko, B. A. Li, B. Zhang and S. Pal, “A Multi-phase transport model for relativistic heavy ion collisions,” Phys. Rev. C **72** (2005), 064901
 - [17] B. Andersson, S. Mohanty and F. Soderberg, “The Lund fragmentation process for a multigluon string according to the area law,” Eur. Phys. J. C **21** (2001), 631-647
 - [18] X. N. Wang, “Role of multiple mini - jets in high-energy hadronic reactions,” Phys. Rev. D **43** (1991), 104-112
 - [19] X. N. Wang and M. Gyulassy, “HIJING: A Monte Carlo model for multiple jet production in p p, p A and A A collisions,” Phys. Rev. D **44** (1991), 3501-3516
 - [20] M. Gyulassy and X. N. Wang, “HIJING 1.0: A Monte Carlo program for parton and particle production in high-energy hadronic and nuclear collisions,” Comput. Phys. Commun. **83** (1994), 307
 - [21] B. Zhang, “ZPC 1.0.1: A Parton cascade for ultrarelativistic heavy ion collisions,” Comput. Phys. Commun. **109** (1998), 193-206
 - [22] V. Greco, C. M. Ko and P. Levai, “Parton coalescence at RHIC,” Phys. Rev. C **68** (2003), 034904
 - [23] R. J. Fries, B. Muller, C. Nonaka and S. A. Bass, “Hadronization in heavy ion collisions: Recombination and fragmentation of partons,” Phys. Rev. Lett. **90** (2003), 202303
 - [24] R. J. Fries, B. Muller, C. Nonaka and S. A. Bass, “Hadron production in heavy ion collisions: Fragmentation and recombination from a dense parton phase,” Phys. Rev. C **68** (2003), 044902
 - [25] A. Khuntia, S. Tripathy, A. Bisht and R. Sahoo, “Event shape engineering and multiplicity dependent study of identified particle production in proton + proton collisions at $\sqrt{s} = 13$ TeV using PYTHIA8,” J. Phys. G **48** (2021) no.3, 035102
 - [26] E. Cuautle, R. Jimenez, I. Maldonado, A. Ortiz, G. Paic and E. Perez, “Disentangling the soft and hard components of the pp collisions using the sphero(i)city approach,” [arXiv:1404.2372 [hep-ph]].

- [27] A. Ortiz, G. Paic and E. Cuautle, “Mid-rapidity charged hadron transverse sphericity in pp collisions simulated with Pythia,” Nucl. Phys. A **941** (2015), 78-86
- [28] C. Bierlich, G. Gustafson, L. Lönnblad and H. Shah, “The Angantyr model for Heavy-Ion Collisions in PYTHIA8,” JHEP **10** (2018), 134
- [29] S. Acharya *et al.* [ALICE], “Centrality and pseudorapidity dependence of the charged-particle multiplicity density in Xe–Xe collisions at $\sqrt{s_{NN}}=5.44\text{TeV}$,” Phys. Lett. B **790** (2019), 35-48.
- [30] G. Bencedi [ALICE], “Event-shape- and multiplicity-dependent identified particle production in pp collisions at 13 TeV with ALICE at the LHC,” Nucl. Phys. A **982** (2019), 507-510
- [31] S. Acharya *et al.* [ALICE], “Event-shape and multiplicity dependence of freeze-out radii in pp collisions at $\sqrt{s} = 7 \text{ TeV}$,” JHEP **09** (2019), 108