

# Valid Inference after Causal Discovery

Paula Gradu\*<sup>1</sup>, Tijana Zrnic\*<sup>1</sup>, Yixin Wang<sup>2</sup>, Michael I. Jordan<sup>1</sup>

<sup>1</sup>University of California, Berkeley

<sup>2</sup>University of Michigan

## Abstract

Causal graph discovery and causal effect estimation are two fundamental tasks in causal inference. While many methods have been developed for each task individually, statistical challenges arise when applying these methods jointly: estimating causal effects after running causal discovery algorithms on the same data leads to “double dipping,” invalidating coverage guarantees of classical confidence intervals. To this end, we develop tools for valid post-causal-discovery inference. One key contribution is a randomized version of the greedy equivalence search (GES) algorithm, which permits a valid, finite-sample correction of classical confidence intervals. Across empirical studies, we show that a naive combination of causal discovery and subsequent inference algorithms typically leads to highly inflated miscoverage rates; at the same time, our noisy GES method provides reliable coverage control while achieving more accurate causal graph recovery than data splitting.

## 1 Introduction

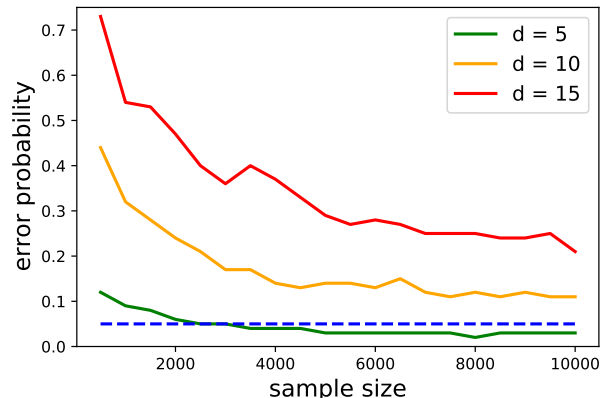
*Causal discovery* and *causal estimation* are fundamental tasks in causal reasoning and decision-making. Causal discovery aims to identify the underlying structure of the causal problem, often in the form of a graphical representation which makes explicit which variables causally influence which other variables, while causal estimation aims to quantify the magnitude of the effect of one variable on another. These two goals frequently go hand in hand: computing valid causal effects requires adjustments that rely on either assuming or discovering the underlying graphical structure.

Methodologies for causal discovery and causal estimation have mostly been developed separately, and the statistical challenges that arise when solving these problems jointly have largely been overlooked. Indeed, naive black-box combination of causal discovery algorithms and standard inference methods for causal effects suffers from “double dipping.” That is, classical confidence intervals, such as those used for linear regression coefficients, need no longer cover the target effect if the causal structure is not fixed a priori but is estimated on the same data used to compute the intervals.

Consider the following example. Suppose one collects a data set with measurements of completely independent variables. Since all the variables are independent, the effect of any variable on another variable is of zero magnitude. However, if the number of measured variables is sufficiently large and the sample size is finite, it is likely that, purely by chance, there will be two variables that seem sufficiently correlated, leading the causal discovery algorithm to believe there is a causal link between them. The problem is then compounded—the estimated effect along this link will likely be biased away from zero—after all, that is what drew the algorithm to assert the existence of a causal link in the first place.

---

\*Equal contribution.



**Figure 1.** Based on a simulated data set of i.i.d. standard normal variables, we learn a causal graph and subsequently estimate a causal effect along a discovered edge (if such an edge exists). We plot the probability of miscoverage of the true effect (equal to zero) resulting from naive t-intervals at target error level 0.05. We see that even for  $d = 5$  variables, we require over 2000 data points to eliminate the bias due to double dipping, and in the higher dimensional settings (with  $d \in \{10, 15\}$  variables) there is a severe violation of the guarantee even with 10000 data points. Full details of the experiment are given in Section 5.

More generally, *asserting the existence of a causal relationship biases the estimated effect size toward significance*. This phenomenon, whereby model selection can lead to a seemingly significant relationship between a predictor and an outcome even if they are perfectly independent, is often known as Freedman’s paradox [Freedman, 1983]. We illustrate the phenomenon numerically in Figure 1.

More formally, suppose we are given a fixed causal graph  $G$ . Let  $\beta_G$  denote a causal parameter of interest within  $G$ , which will typically correspond to an effect of one variable on another. Standard statistical methods take a data set  $\mathcal{D}$  and produce a confidence interval  $\text{CI}_G(\alpha; \mathcal{D})$  such that

$$\mathbb{P}\{\beta_G \notin \text{CI}_G(\alpha; \mathcal{D})\} \leq \alpha, \quad (1)$$

where  $\alpha \in (0, 1)$  is a pre-specified error level. For example, if the variables in  $G$  follow a normal distribution,  $\text{CI}_G(\alpha; \mathcal{D})$  can be obtained via classical t-statistics. However, if we *estimate* the causal graph  $\hat{G}$  from  $\mathcal{D}$ , this guarantee breaks down; that is, there is *no* guarantee that  $\mathbb{P}\{\beta_{\hat{G}} \notin \text{CI}_{\hat{G}}(\alpha; \mathcal{D})\} \leq \alpha$ . This issue arises due to the coupling between the estimand  $\beta_{\hat{G}}$  and the data used for inference, since  $\hat{G}$  implicitly depends on  $\mathcal{D}$ .

To address this failure of naive inference, we develop tools for valid statistical inference after causal discovery. We build on concepts introduced in the literature on adaptive data analysis [Dwork et al., 2015a,b] and develop causal discovery algorithms that allow computing downstream confidence intervals with rigorous coverage guarantees. Our key observation is that *randomizing* causal discovery mitigates the bias due to data reuse. In particular, we show that, for a level  $\tilde{\alpha} \leq \alpha$  depending on the level of randomization, naive intervals in the sense of Eq. (1) satisfy

$$\mathbb{P}\{\beta_{\hat{G}} \notin \text{CI}_{\hat{G}}(\tilde{\alpha}; \mathcal{D})\} \leq \alpha,$$

where  $\hat{G}$  is a causal structure estimated via a noisy causal discovery algorithm. Randomization leads to a quantifiable tradeoff between the quality of the discovered structure and the statistical power of downstream inferences: higher levels of randomization imply lower structure quality, but at the same time allow tighter confidence intervals; that is,  $\tilde{\alpha}$  is not much smaller than the target error level  $\alpha$ .

Moreover, we show empirically that the proposed randomization schemes are not vacuous: classical confidence intervals for causal effects indeed vastly undercover the target causal effect when computed after running standard, noiseless discovery algorithms.

A key contribution of our work is NOISY-GES, a noisy version of the classical *greedy equivalence search* (GES) algorithm [Chickering, 2002]. We show that NOISY-GES inherits the consistency property of usual GES, but at the same time enables a valid, finite-sample correction of classical confidence intervals in the learned causal graph, due to a carefully chosen randomization scheme. In addition, the randomization principle directly extends to the counterpart of GES that uses both interventional and observational data, called greedy interventional equivalence search (GIES) [Hauser and Bühlmann, 2015].

**Organization.** The rest of the paper is organized as follows. In the remainder of this section we give a detailed overview of related work. Then, in Section 2, we formally set up the problem of valid inference after causal discovery and review existing theory from adaptive data analysis that will supply the core ingredients of our correction. In Section 3 and Section 4 we provide randomization schemes for score-based causal discovery when the causal models can be exhaustively scored and when they are scored via greedy search, respectively, together with accompanying theory for rigorous confidence interval construction. In Section 5 we evaluate our methods empirically. Finally, we end with a brief discussion of future directions in Section 6.

## 1.1 Related Work

The last several decades have witnessed significant progress in the area of graph-based causal reasoning. We build on this line of work, using standard graph-theoretic tools for identifying causal quantities and establishing observational equivalence of causal models [Andersson et al., 1997, Pearl, 2009, Verma and Pearl, 1990]. In addition to these graph-theoretic characterizations, there has also been steady progress in providing formal statistical guarantees for causal discovery and causal estimation [see, e.g. Maathuis et al., 2009, 2010, 2021, Nandy et al., 2018]. Most existing work, however, deals with statistical uncertainty arising from the two stages of causal reasoning separately, an approach that leads to Freedman’s paradox. Indeed, when discussing estimation via the IDA algorithm [Maathuis et al., 2009, 2010], Witte et al. [2020] acknowledge this shortcoming of existing tools, saying: “*When the graph is estimated on the same data as used for IDA, the naive standard errors from the adjusted linear regressions are invalid. Although considerable progress has been made in the area of post-selection inference [...], no method has been proposed specifically for estimating standard errors of causal effect estimates after causal search.*”

In this work, we focus precisely on this challenge, aiming to provide valid statistical inference after *score-based* graph selection. Our scope includes exhaustive scoring of all considered graphs and selection of the one with the top score, as well as greedy equivalence search (GES) [Chickering, 2002, Meek, 1997] and its variants [Hauser and Bühlmann, 2015]. Other popular graph estimation methods include the PC algorithm [Spirtes et al., 2000] and continuous-optimization-based approaches [Zheng et al., 2018]; for an overview of causal discovery algorithms, see Heinze-Deml et al. [2018], Kalisch and Bühlmann [2014], Vowels et al. [2021]. Although the focus in this work is on score-based selections, we believe that many of the principles we will introduce can be extended to other graph estimation strategies, [e.g., Bhattacharya et al., 2021, Chen et al., 2019, Colombo and Maathuis, 2014, Colombo et al., 2012, Drton and Maathuis, 2017, Glymour et al., 2019, Heinze-Deml et al., 2018, Hoyer et al., 2008, Jaber et al., 2020, Malinsky and Spirtes, 2018, Shimizu et al., 2006, Spirtes and Glymour, 1991, Spirtes

and Zhang, 2016, Squires et al., 2020, Triantafillou and Tsamardinos, 2015, Zhang and Hyvärinen, 2009, Zhang and Hyvarinen, 2012].

The technical tools in our work build upon those introduced in the literature on *differential privacy* [Dwork et al., 2006] and *adaptive data analysis* [Bassily et al., 2016, Dwork et al., 2015a,b, Jung et al., 2020]. The core idea in adaptive data analysis is to use randomization as a means of mitigating overfitting that arises from double dipping. In particular, we rely on the concept of *max-information*—first introduced by Dwork et al. [2015a] and subsequently studied by Rogers et al. [2016]—and its relationship to differential privacy.

One of our main results is a differentially private adaptation of the GES algorithm for causal discovery. Related work in this vein includes the work of Wang et al. [2020b], who propose a differentially private PC algorithm (with privacy as the ultimate goal and not in service of statistical validity). Their specific approach comes, however, with two downsides that are problematic for statistical validity. One is that the sensitivity of the test statistic used to conduct the necessary conditional independence tests is proportional to  $\frac{1}{\sqrt{n}}$  when replacing a single data point, where  $n$  is the sample size. This sensitivity is too high to allow both consistent graph estimation and statistically powerful inference, as we will see in later sections. The other issue is that the PC algorithm exhaustively searches through a large number of conditional independence tests to identify the edges. This requires invoking privacy composition over a large number of queries, which results in the overall privacy parameters having a high dependence on the number of variables in the graph. Greedy equivalence search and related score-based methods rely on a smaller number of queries with lower sensitivity, which permits significantly higher statistical power.

Our work is also closely related to work on *post-selection inference*, but the specific tools developed in the existing literature fall short of solving the graph-based causal inference problems that are our focus. Indeed, existing solutions for achieving validity in the presence of selection are generally either simultaneous over all possible selections [e.g., Bachoc et al., 2020, Berk et al., 2013, Kuchibhotla et al., 2020] or require a tractable characterization of possible selection events [e.g., Fithian et al., 2014, Lee and Taylor, 2014, Lee et al., 2016, Tibshirani et al., 2016]). In our problem setting, the former approach would be highly conservative statistically, especially when the number of considered graphs is large, and would generally be computationally intractable except when the number of variables is small. The latter approach is restricted to selection algorithms that admit an explicit characterization of the data conditional on a given selection. For causal discovery, this would require understanding the data distribution conditional on the graph that was selected. Given the complexity of graph estimation algorithms, it is not clear how to obtain such a characterization for popular causal discovery algorithms. The thread of research in post-selection inference most related to our work also involves randomizing selection rules [Tian and Taylor, 2018, Zrnic and Jordan, 2020]. Finally, it is worth noting a body of work in causal inference that aims to mitigate overfitting or biased causal estimation [e.g., Bloniarz et al., 2016, Dwivedi et al., 2020, Ninomiya et al., 2021, Padilla et al., 2021, Wang et al., 2020a, Zhao et al., 2022], however these works solve complementary problems; the considered causal graphs are fixed, not discovered in a data-driven fashion.

## 2 Problem Formulation and Preliminaries

We formalize the problem of inference after causal discovery and discuss the relevant notion of statistical validity in this context. Section 2.1 revisits relevant graph-theoretic causal concepts. Section 2.2 discusses the inferential targets we consider in this work. Section 2.3 formalizes what constitutes valid inference and provides an intuitive high-level overview of our randomization-based approach. Section 2.4

overviews the key results from adaptive data analysis that lie at the core of the algorithms developed in the following sections.

## 2.1 Causal Graphs

We consider the problem of performing inference based on a causal graph. A *causal* graph is a directed acyclic graph (DAG)  $G = (V, E)$ , where  $V = (X_1, \dots, X_d)$  is the set of vertices and  $E$  is the set of edges. We denote by  $\text{Pa}_j^G \subseteq [d]$  the set of parents of node  $X_j$  in graph  $G$ . In addition to capturing conditional independence relationships, a causal graph represents the causal relations in the data: the existence of an edge from  $X_i$  to  $X_j$  implies a possible causal effect from  $X_i$  to  $X_j$ .

Our theory also applies to causal discovery methods that return an *equivalence class* of DAGs, namely a *completed partially directed acyclic graph* (CPDAG). A CPDAG is a partially directed graph with the same skeleton as the graphs in the equivalence class, where directed edges represent arrows that are common to all DAGs in the equivalence class, and the undirected edges correspond to edges that are directed one way in some DAGs and the other way in other DAGs in the equivalence class. We will use the notation  $G$ , as well as the term “causal graph,” to refer to both DAGs and CPDAGs, given that our tools are largely agnostic to whether the causal discovery criterion is applied to a set of possible DAGs or CPDAGs.

## 2.2 Targets of Inference in Causal Graphs

A crucial conceptual issue that arises in post-selection inference is specification and interpretation of the inferential target. The focus on this issue originates in the perspective that different models provide different *approximations* to the truth, some better than others, and should not be thought of as true data-generating processes [Berk et al., 2013, Buja et al., 2019a,b]. We build upon this perspective in this work, accepting that although a causal graph is rarely a perfect representation of the truth, it can nevertheless serve as a useful working model. For instance, given the complexity of any real-world system, some relevant factors will almost inevitably be missing from the graph used in the analysis. This is true when the graph is estimated algorithmically, but even when it is provided by a domain expert.

The perspective of treating models as approximations has led to the concept of *regression functionals* as targets of inference. Rather than targeting a “true” model parameter, which would require perfect specification of the causal model and functional relationships between variables, inference is targeted at some mapping from a model and data distribution to a numeric quantity. This accords with the way in which causal inference proceeds in practice—the analyst starts with a target causal query and a causal graph (which may have been estimated from data itself), and then they use causal identification [Jaber et al., 2019] to express the query of interest as a functional of the causal graph and data distribution. Thus, the causal query of interest gets transformed into a target defined by a mapping from a causal model and data distribution to a numeric quantity.

The concept of regression functionals allows us to talk about valid statistical inference, regardless of whether the working causal graph is perfect or the functional form of the structural relationships among variables is well specified. This is true because regression functionals can be defined for *any* input graph. For example, one common target of inference, which will be the focus of our empirical studies, is given

by the standard least-squares solution:

$$\beta_G^{(i \rightarrow j)} = \left( \arg \min_{\beta} \mathbb{E}_{(X_1, \dots, X_d) \sim \mathcal{P}} \left( X_j - \sum_{s \in A_G^{(i \rightarrow j)} \cup i} \beta_s X_s \right)^2 \right)_{X_i}, \quad (2)$$

where  $\mathcal{P}$  is the underlying data distribution,  $A_G^{(i \rightarrow j)} \subseteq [d]$  is a valid adjustment set in  $G$ , meaning that conditioning on  $X_A$  blocks all backdoor paths from  $X_i$  to  $X_j$  [Pearl, 2009], and the subscript  $X_i$  of the outermost parentheses denotes taking the coefficient corresponding to  $X_i$ . The parameter  $\beta_G^{(i \rightarrow j)}$  exactly answers the causal query  $\frac{\partial}{\partial x} \mathbb{E}[X_j \mid \text{do}(X_i = x)]$  when  $\mathcal{P}$  is a multivariate normal distribution and  $G$  is the true underlying DAG. However, even when  $G$  is not the true DAG,  $\beta_G^{(i \rightarrow j)}$  is a meaningful target as it can be seen as a ‘‘projection’’ of the true data-generating process onto the working model  $G$  with linear functional relationships.

Going beyond linearity, regression functionals  $\beta_G^{(i \rightarrow j)}$  can be defined as solving a general risk minimization problem. If the risk-minimization problem is a maximum-likelihood problem, then the regression functional is a projection in KL-divergence of the truth onto the space of considered models [Buja et al., 2019b].

We note that, when  $G$  is a CPDAG,  $\beta_G^{(i \rightarrow j)}$  should typically be thought of as denoting a set of targets for each DAG in the equivalence class.

### 2.3 Statistical Validity

To perform a causal analysis, we work with a finite data set  $\mathcal{D} = \{X^{(k)}\}_{k=1}^n \equiv \{(X_1^{(k)}, \dots, X_d^{(k)})\}_{k=1}^n$  of  $n$  i.i.d. measurements from a distribution  $\mathcal{P}$ , where  $X_j^{(k)}$  denotes the  $j$ -th variable in data point  $k$ . With only finite data, valid inference is ensured by constructing *confidence intervals* around an estimator, often by relying on the estimator’s (asymptotic) normality. See Imbens [2004] for an overview of standard confidence interval constructions.

For example, for the least-squares target in Eq. (2), a standard estimator is obtained by solving the empirical version of problem (2) on  $\mathcal{D}$ :

$$\widehat{\beta}_G^{(i \rightarrow j)} = \left( \arg \min_{\beta} \sum_{k=1}^n \left( X_j^{(k)} - \sum_{s \in A_G^{(i \rightarrow j)} \cup i} \beta_s X_s^{(k)} \right)^2 \right)_{X_i}.$$

We study settings in which the causal graph  $G$  is not given a priori but is learned from  $\mathcal{D}$  via causal discovery algorithms. Denote by  $\widehat{G}$  the graph over  $X_1, \dots, X_d$  obtained in a data-driven way. To ensure statistical validity after causal discovery, the main technical challenge is to control the deviations of  $\widehat{\beta}_{\widehat{G}}^{(i \rightarrow j)}$  from  $\beta_{\widehat{G}}^{(i \rightarrow j)}$ .

We will denote by  $\mathcal{I}_{\widehat{G}}$  a set of pairs  $(i, j) \subseteq [d] \times [d]$  that determines the causal queries of interest. We allow  $\mathcal{I}_{\widehat{G}}$  to depend on the discovered graph  $\widehat{G}$ . Therefore, the set of targets is the set  $\{\beta_{\widehat{G}}^{(i \rightarrow j)}\}_{(i, j) \in \mathcal{I}_{\widehat{G}}}$ . In the simplest case,  $\mathcal{I}_{\widehat{G}}$  is a singleton and we are interested in a single effect. Importantly,  $\widehat{G}$  here is random and thus  $\beta_{\widehat{G}}^{(i \rightarrow j)}$  is a *random* inferential target.

What makes inferring the effects  $\beta_{\widehat{G}}^{(i \rightarrow j)}$  statistically challenging is the fact that the randomness in the target  $\beta_{\widehat{G}}^{(i \rightarrow j)}$  is coupled with the randomness in the data  $\mathcal{D}$  used to perform inference. This issue arises

because we use the data twice: once to estimate the causal structure  $\widehat{G}$  and another time to perform causal estimation. This double-dipping phenomenon creates a bias:  $\widehat{\beta}_G^{(i \rightarrow j)}$  can be far further from  $\beta_G^{(i \rightarrow j)}$  than predicted by classical statistical theory.

To correct this bias, we rely on quantifying the error increase of “naive” confidence intervals due to double dipping. In particular, consider a family of confidence intervals  $\text{CI}_G^{(i \rightarrow j)}(\alpha; \mathcal{D})$  that satisfies

$$\mathbb{P}\left\{\exists(i, j) \in \mathcal{I}_G : \beta_G^{(i \rightarrow j)} \notin \text{CI}_G^{(i \rightarrow j)}(\alpha; \mathcal{D})\right\} \leq \alpha, \quad (3)$$

for all  $G$  and  $\alpha \in (0, 1)$ . Importantly, note that, since  $G$  is fixed, the target estimand is trivially independent of the data  $\mathcal{D}$ . The guarantee (3) does *not* hold when  $\widehat{G}$  is estimated from  $\mathcal{D}$ .

In the sequel we will show how to make  $\text{CI}_{\widehat{G}}^{(i \rightarrow j)}(\alpha; \mathcal{D})$  *approximately* valid confidence regions via randomization, despite the dependence between  $\widehat{G}$  and  $\mathcal{D}$ . Specifically, we will compute a corrected error level  $\tilde{\alpha}$  such that

$$\mathbb{P}\left\{\exists(i, j) \in \mathcal{I}_{\widehat{G}} : \beta_{\widehat{G}}^{(i \rightarrow j)} \notin \text{CI}_{\widehat{G}}^{(i \rightarrow j)}(\tilde{\alpha}; \mathcal{D})\right\} \leq \alpha.$$

Throughout the paper we will use  $\text{CI}_G^{(i \rightarrow j)}(\alpha) \equiv \text{CI}_G^{(i \rightarrow j)}(\alpha; \mathcal{D})$  to denote “standard” intervals, which, if  $\mathcal{D}$  is independent of  $\widehat{G}$ , satisfy the high-probability guarantee of Eq. (3).

Notice that one simple choice of  $\tilde{\alpha}$  that ensures validity is obtained via a Bonferroni correction, even if there is no randomization in the selection. Formally, if  $\mathcal{G}$  is the set of all candidate graphs, then we can write

$$\mathbb{P}\left\{\exists(i, j) \in \mathcal{I}_{\widehat{G}} : \beta_{\widehat{G}}^{(i \rightarrow j)} \notin \text{CI}_{\widehat{G}}^{(i \rightarrow j)}(\tilde{\alpha}; \mathcal{D})\right\} \leq \sum_{G \in \mathcal{G}} \mathbb{P}\left\{\exists(i, j) \in \mathcal{I}_G : \beta_G^{(i \rightarrow j)} \notin \text{CI}_G^{(i \rightarrow j)}(\tilde{\alpha}; \mathcal{D})\right\} \leq |\mathcal{G}| \tilde{\alpha}.$$

Thus if we set the target miscoverage probability to be  $\tilde{\alpha} = \frac{\alpha}{|\mathcal{G}|}$ , the miscoverage probability after selection is guaranteed to be at most  $\alpha$ . This strategy has a clear drawback of diminishing statistical power as the number of graphs in  $\mathcal{G}$  grows. Our randomization-based proposal can be seen as a more powerful alternative to a Bonferroni correction that likewise comes with distribution-free, finite-sample guarantees. As we will show, our correction yields a choice of  $\tilde{\alpha}$  independent of the number of candidate graphs.

Another approach to ensuring validity is to perform data splitting: use a fraction of the data for causal discovery and the remaining data for inference. This alternative has the downside of using fewer data points for both graph estimation and inference. We provide a careful theoretical and empirical comparison to data splitting in Section 5. The key takeaway is that our randomization-based approach consistently outperforms data splitting whenever the dimensionality of the data is non-trivial relative to the sample size—which corresponds exactly to the cases where a naive combination of causal discovery and classical inference leads to inflated type I error.

## 2.4 Correcting Inferences via Max-Information

We next discuss the key technical tools that we rely on to choose the corrected level  $\tilde{\alpha}$ .

The basic intuitive idea behind our correction is that randomizing the graph selection criterion serves to bound the degree of dependence between the data  $\mathcal{D}$  and the learned graph  $\widehat{G}$ , which ameliorates the effect of selection on the validity of subsequent inference. This degree of dependence is formalized via *max-information*.

**Definition 1** (Max-information [Dwork et al., 2015a]). Fix a parameter  $\gamma \in (0, 1)$ . We define the  $\gamma$ -approximate max-information between  $\mathcal{D}$  and  $\widehat{G}$  as

$$I_\infty^\gamma(\widehat{G}; \mathcal{D}) := \max_{\mathcal{O}} \log \frac{\mathbb{P}\{(\widehat{G}, \mathcal{D}) \in \mathcal{O}\} - \gamma}{\mathbb{P}\{(\widehat{G}, \widetilde{\mathcal{D}}) \in \mathcal{O}\}},$$

where  $\widetilde{\mathcal{D}}$  is an i.i.d. copy of  $\mathcal{D}$  and  $\mathcal{O}$  is maximized over all measurable sets.

A bound on  $I_\infty^\gamma(\widehat{G}; \mathcal{D})$  provides a way of bounding the probability of miscoverage when  $\widehat{G}$  is estimated from  $\mathcal{D}$ , as long as we can control the same notion of error in *fixed* graphs  $G$ . To see this, let  $\text{Err}$  denote the set of “bad” graph/data set pairs for which miscoverage occurs:  $\text{Err} = \{(G, \mathcal{D}) : \beta_G^{(i \rightarrow j)} \notin \text{CI}_G^{(i \rightarrow j)}(\alpha; \mathcal{D})\}$ . Then, by the definition of  $I_\infty^\gamma(\widehat{G}; \mathcal{D})$ , we can write

$$\begin{aligned} \mathbb{P}\{(\widehat{G}, \mathcal{D}) \in \text{Err}\} &\leq \exp\left(I_\infty^\gamma(\widehat{G}; \mathcal{D})\right) \mathbb{P}\{(\widehat{G}, \widetilde{\mathcal{D}}) \in \text{Err}\} + \gamma \\ &= \exp\left(I_\infty^\gamma(\widehat{G}; \mathcal{D})\right) \mathbb{E}\left[\mathbb{P}\{(\widehat{G}, \widetilde{\mathcal{D}}) \in \text{Err} \mid \widehat{G}\}\right] + \gamma. \end{aligned}$$

Since  $\widetilde{\mathcal{D}}$  is a fresh sample independent of  $\widehat{G}$ , classical inferential tools control the probability of error on the right-hand side. Thus, if we aim naively at an error probability equal to  $(\alpha - \gamma) \exp\left(-I_\infty^\gamma(\widehat{G}; \mathcal{D})\right)$ , then the error probability *after* data-driven graph selection can be at most  $\alpha$ . Therefore, if we provide a bound on the approximate max-information between the selected graph  $\widehat{G}$  and the data  $\mathcal{D}$ , then we only need to construct confidence intervals at a more conservative error level to obtain a rigorous finite-sample correction.

It remains to understand how one can obtain a bound on the max-information between  $\widehat{G}$  and  $\mathcal{D}$ . One approach extensively studied in the literature on adaptive data analysis is to make the causal discovery procedure *differentially private* [Dwork et al., 2006]. Roughly speaking, differential privacy requires that the output of a statistical analysis be randomized in a way that makes it insensitive to the replacement of a single data point.

**Definition 2** (Differential privacy [Dwork et al., 2006]). A randomized algorithm  $\mathcal{A}$  is  $\epsilon$ -differentially private for some  $\epsilon \geq 0$  if for any two fixed data sets  $\mathcal{D}$  and  $\mathcal{D}'$  differing in at most one entry and any measurable set  $\mathcal{O}$ , we have

$$\mathbb{P}\{\mathcal{A}(\mathcal{D}) \in \mathcal{O}\} \leq e^\epsilon \mathbb{P}\{\mathcal{A}(\mathcal{D}') \in \mathcal{O}\},$$

where the probabilities are taken over the randomness of the algorithm.

To translate differential privacy into a bound on the max-information, we apply the following key result due to Dwork et al. [2015a].

**Proposition 1** (Dwork et al. [2015a]). Suppose that algorithm  $\mathcal{A}$  is  $\epsilon$ -differentially private, and fix any  $\gamma \in (0, 1)$ . Then, we have

$$I_\infty^\gamma(\mathcal{A}(\mathcal{D}); \mathcal{D}) \leq \frac{n}{2} \epsilon^2 + \epsilon \sqrt{n \log(2/\gamma)/2}.$$

Putting everything together, we see that it suffices to perform causal discovery in a differentially private manner in order to perform valid statistical inference downstream. We thus reduce the problem of valid inference after causal discovery to one of developing algorithms for differentially private causal discovery.



---

**Algorithm 1** Noisy causal discovery

---

**input:** data set  $\mathcal{D}$ , set of graphs  $\mathcal{G}$ , privacy parameter  $\epsilon$ , score function  $S$  with sensitivity  $\tau$

**output:** causal graph  $\widehat{G}$

For all  $G \in \mathcal{G}$ , sample  $\xi_G \stackrel{\text{i.i.d.}}{\sim} \text{Lap}\left(\frac{2\tau}{\epsilon}\right)$

Set  $\widehat{G} \leftarrow \arg \max_{G \in \mathcal{G}} S(G, \mathcal{D}) + \xi_G$

Return  $\widehat{G}$

---

### 3 Noisy Causal Discovery via Exact Search

Our first step is to study inference after causal discovery in a simple setting in which the set of candidate graphs is small enough that we can exhaustively enumerate and individually score all of them. The following section extends our theory to the more realistic setting of large numbers of candidate graphs.

Suppose we have a candidate set  $\mathcal{G}$  of causal graphs that captures our uncertainty about which data-generating model to choose. To select a graph from  $\mathcal{G}$ , we specify a score function,  $S(G, \mathcal{D})$ , which takes as input a graph  $G$  and data set  $\mathcal{D}$ , and we select the graph with the maximum score:

$$\widehat{G}_* = \arg \max_{G \in \mathcal{G}} S(G, \mathcal{D}). \quad (4)$$

The score function  $S(G, \mathcal{D})$  is typically formulated as some measure of compatibility between  $G$  and the relationships suggested by the data  $\mathcal{D}$ , such as the Bayesian information criterion (BIC). Note that  $\widehat{G}_*$  depends on the data  $\mathcal{D}$  and is thus random.

To enable valid statistical inference after graph selection, we rely on a randomized version of the selection rule (4). Under this randomized selection, a simple correction to the target error level  $\alpha$  suffices for rigorous downstream inference. The key step in designing the randomized graph selection is to compute the maximum score in the uncertainty set  $\mathcal{G}$  in a differentially private manner. To accomplish this, one needs to consider the *sensitivity* of the score. The amount of necessary randomization is directly proportional to the score sensitivity.

**Definition 3** (Score sensitivity). *A score function  $S(G, \mathcal{D})$  is  $\tau$ -sensitive if for any graph  $G \in \mathcal{G}$  and any two fixed data sets  $\mathcal{D}$  and  $\mathcal{D}'$  differing in at most one entry, we have*

$$|S(G, \mathcal{D}) - S(G, \mathcal{D}')| \leq \tau.$$

Roughly speaking, score sensitivity bounds the influence that any single data point can have on the choice of the best-scoring graph within the uncertainty set.

We present our *noisy causal discovery* algorithm formally in Algorithm 1, and state its privacy guarantee in the following proposition. (Note that all proofs can be found in Appendix C).

**Proposition 2.** *Noisy causal graph discovery (Algorithm 1) is  $\epsilon$ -differentially private.*

Combined with Proposition 1, Proposition 2 implies a correction in the form of a discounted error level for confidence interval construction—conceptually similar to a Bonferroni correction—that ensures valid statistical inference on the causal effects estimated from  $\widehat{G}$ , as stated formally in the following theorem.

**Theorem 1.** *Suppose  $\widehat{G}$  is selected via the noisy causal discovery procedure in Algorithm 1. Then, for any causal graph  $G \in \mathcal{G}$ , we have*

$$\mathbb{P}\left\{\exists(i, j) \in \mathcal{I}_G : \beta_G^{(i \rightarrow j)} \notin \text{CI}_G^{(i \rightarrow j)}(\widehat{\alpha}), \widehat{G} = G\right\} \leq \alpha,$$

where  $\tilde{\alpha} = (\alpha - \gamma) \exp\left(-\frac{n}{2}\epsilon^2 - \epsilon\sqrt{n \log(2/\gamma)/2}\right)$ , for any  $\gamma \in (0, \alpha)$ . Consequently,

$$\mathbb{P}\left\{\exists(i, j) \in \mathcal{I}_{\hat{G}} : \beta_{\hat{G}}^{(i \rightarrow j)} \notin \text{CI}_{\hat{G}}^{(i \rightarrow j)}(\tilde{\alpha})\right\} \leq \alpha.$$

Notably, the correction in Theorem 1 only depends on  $\epsilon$  (essentially, the noise level) and the sample size  $n$ ; it does not depend on  $|\mathcal{G}|$ . Moreover, one can choose an optimal  $\gamma$  such that the error level is least conservative,  $\tilde{\alpha} = \max_{\gamma \in (0, \alpha)} (\alpha - \gamma) \exp\left(-\frac{n}{2}\epsilon^2 - \epsilon\sqrt{n \log(2/\gamma)/2}\right)$ . This choice minimizes the size of  $\text{CI}_{\hat{G}}^{(i \rightarrow j)}(\tilde{\alpha})$ .

We also note that typically the score sensitivity  $\tau$  is a decreasing function of  $n$ , which implies that  $\epsilon$  can be chosen as a decreasing function of  $n$  in order to keep the noise in Algorithm 1 at a constant level. This in turn allows achieving  $\tilde{\alpha} \rightarrow \alpha$  as  $n \rightarrow \infty$  (assuming that  $\gamma$  is also tuned so that  $\gamma \rightarrow 0$ ).

We next quantify the suboptimality of the randomized selection  $\hat{G}$  relative to the ideal selection  $\hat{G}_*$ , obtained without random perturbation.

**Proposition 3.** Fix  $\delta \in (0, 1)$ . Then, for any graph  $G \in \mathcal{G}$  with  $S(G, \mathcal{D}) \leq S(\hat{G}_*, \mathcal{D}) - \frac{4\tau}{\epsilon} \log(2/\delta)$ , noisy causal graph discovery outputs  $G$  with probability at most  $\delta$ .

One immediate consequence of Proposition 3 is that Algorithm 1 outputs the optimal graph  $\hat{G}_*$  with probability at least  $1 - \delta$ , when  $\hat{G}_*$  is “obvious,” namely when there is no suboptimal graph with score within  $\frac{4\tau}{\epsilon} \log(2|\mathcal{G}|/\delta)$  of  $S(\hat{G}_*, \mathcal{D})$ .

Finally, we show how common scoring criteria can be easily tweaked to ensure bounded score sensitivity. We focus on the *Bayesian information criterion* (BIC), as it is the most common scoring criterion in the literature, and consider a simple two-variable example for the purposes of illustration. We will discuss a more general setting in the next section.

*Example 1.* Suppose that we have two variables,  $X_1$  and  $X_2$ , and we would like to pick one of two graphs depicted in Figure 2. One graph suggests a causal relationship from  $X_1$  to  $X_2$  while the other graph asserts that the two variables are independent. For simplicity assume the variables are normalized to have unit variance.

We employ the Bayesian information criterion (BIC) as the basis for graph selection. In the context of the two-variable problem in Figure 2, the BIC score is given by:

$$S_{\text{BIC}}(G_1, \mathcal{D}) = -\min_{\theta} \frac{1}{n} \sum_{k=1}^n \left(X_2^{(k)} - \theta \cdot X_1^{(k)}\right)^2 - \frac{\log n}{n}; \quad S_{\text{BIC}}(G_2, \mathcal{D}) = -\frac{1}{n} \sum_{k=1}^n (X_2^{(k)})^2.$$


Without any modification, the BIC score has unbounded sensitivity. To achieve bounded sensitivity, we consider a robustified version of the BIC score obtained via *clipping* [Wu and Liu, 2007, Xu et al., 2006, Yang et al., 2010]. Formally, we define the clipped BIC score as

$$S_{\text{BIC}}^C(G_1, \mathcal{D}) = -\min_{\theta} \frac{1}{n} \sum_{k=1}^n \min \left\{ \left(X_2^{(k)} - \theta \cdot X_1^{(k)}\right)^2, C \right\} - \frac{\log n}{n}; \quad (5)$$

$$S_{\text{BIC}}^C(G_2, \mathcal{D}) = -\frac{1}{n} \sum_{k=1}^n \min \left\{ (X_2^{(k)})^2, C \right\}. \quad (6)$$

It is not difficult to verify that the clipped BIC score is  $\frac{C}{n}$ -sensitive.

*Claim 1.* The clipped BIC score  $S_{\text{BIC}}^C(G, \mathcal{D})$  in Eq. (5) and Eq. (6) is  $\frac{C}{n}$ -sensitive.



**Figure 2:** Two candidate graphs  $\mathcal{G} = \{G_1, G_2\}$  in Example 1.

Therefore, applying Algorithm 1 with the clipped BIC score enables valid inference post graph selection. In particular, we sample  $\xi_{G_1}, \xi_{G_2} \stackrel{\text{i.i.d.}}{\sim} \text{Lap}\left(\frac{2C}{n\epsilon}\right)$ , then select  $\hat{G} = \arg \max_{G \in \{G_1, G_2\}} S_{\text{BIC}}^C(G, \mathcal{D}) + \xi_G$ , and finally invoke Theorem 1 to obtain a valid confidence interval for the effect  $\beta_{G_1}^{(1 \rightarrow 2)}$ , should  $G_1$  be selected.

## 4 Noisy Causal Discovery via Greedy Search

We extend the randomization scheme in Algorithm 1 to causal discovery via *greedy equivalence search* (GES) [Chickering, 2002], which is an efficient alternative to exact search when the latter is prohibitive computationally. We first outline NOISY-GES, a noisy variant of GES that allows valid downstream inference, we then show that NOISY-GES inherits consistency of the usual GES method, and finally we show that the tools presented in this section are directly applicable to the interventional counterpart of GES [Hauser and Bühlmann, 2012].

### 4.1 GES Background

GES is a procedure that greedily enlarges or reduces the estimated graph so as to locally maximize a pre-specified score function. The appeal of GES lies in the fact that while it is a greedy search method—and thus computationally efficient—it is also consistent statistically.

A core component of the classical GES algorithm is its score function, which is required to be *decomposable*. Roughly speaking, a score function being decomposable means that the score of the entire graph can be expressed as a sum of “subscores” obtained by regressing each variable  $X_i$  on its parents in  $G$ .

**Definition 4** (Decomposability). *A scoring criterion  $S$  is decomposable if there exists a map  $s$  such that, for any DAG  $G$  and data set  $\mathcal{D}$ , we have:*

$$S(G, \mathcal{D}) = \sum_{i=1}^d s(X_i, \text{Pa}_i^G, \mathcal{D}).$$

Throughout we will refer to the values  $s(X_i, \text{Pa}_i^G, \mathcal{D})$  as the *local* scores.

GES greedily enlarges or reduces the selected graph by evaluating the improvements obtained by either applying an edge insertion or an edge deletion. Thus, crucial in executing GES are the *insertion*

*score improvement* and *deletion score improvement*, defined respectively as:

$$\Delta S^+(e, G, \mathcal{D}) \doteq S(G \cup e, \mathcal{D}) - S(G, \mathcal{D}); \quad (7)$$

$$\Delta S^-(e, G, \mathcal{D}) \doteq S(G \setminus e, \mathcal{D}) - S(G, \mathcal{D}), \quad (8)$$

where  $G \cup e$  denotes the DAG resulting from adding edge  $e$  to DAG  $G$  and  $G \setminus e$  denotes the DAG resulting from removing edge  $e$  from  $G$ . Due to decomposability, the score change implied by adding or removing an edge only depends on the local structure of  $G$  around edge  $e$ : If  $e = X_i \rightarrow X_j$ , we have that

$$\Delta S^+(e, G, \mathcal{D}) = s(X_j, \mathbf{Pa}_j^G \cup X_i, \mathcal{D}) - s(X_j, \mathbf{Pa}_j^G, \mathcal{D}). \quad (9)$$

A similar identity holds for  $\Delta S^-(e, G, \mathcal{D})$ .

Given a decomposable score, the classical GES algorithm works as follows. Throughout the execution, GES maintains a CPDAG  $\widehat{G}$ . In the first half of the execution, in each sequential round GES considers all CPDAGs that could be obtained by applying a valid edge insertion operator, which we refer to as “(+)-operators,” to  $\widehat{G}$ . For all possible (+)-operators  $e$ , GES evaluates the score gain,  $\Delta S^+(e, \widehat{G}, \mathcal{D})$ . Note that we slightly abuse notation since  $\widehat{G}$  is a CPDAG and not a single DAG and  $e$  includes specifications in addition to an edge. More formally, the score gain of an insertion operator  $\Delta S^+(e, \widehat{G}, \mathcal{D})$  is computed as in (7) for a specific DAG  $G$  consistent with the CPDAG  $\widehat{G}$  (see Corollary 16 in Chickering [2002] for details). Once all possible edge insertions have been scored, GES finds the (+)-operator  $e^*$  that maximizes the gain,  $e^* = \arg \max_e \Delta S^+(e, \widehat{G}, \mathcal{D})$ . If  $\Delta S^+(e^*, \widehat{G}, \mathcal{D}) > 0$ —meaning that applying operator  $e^*$  improves upon the score of the current graph—the algorithm applies  $e^*$  to  $\widehat{G}$  and repeats the same insertion operator selection procedure. Otherwise, if a local maximum is reached, it halts. After the local maximum is reached, GES performs an analogous sequence of steps once again, only now considering edge removal operators, which we refer to as “(−)-operators,” and the corresponding score gains  $\Delta S^-(e, \widehat{G}, \mathcal{D})$ . As before, this score gain is evaluated for a specific DAG consistent with  $\widehat{G}$  according to Eq. (8) (see Corollary 18 in Chickering [2002] for details).

The randomization scheme of NOISY-GES is agnostic to certain graph-theoretic aspects of GES, including what constitutes a valid edge insertion or edge removal operator for a CPDAG and whether GES maintains a single DAG or a CPDAG. These choices likewise do not affect the implied max-information bound. For this reason, we skip these details in the main body and review them in Appendix B. The irrelevance of these details also implies that, one can think intuitively of GES as operating on the space of DAGs, rather than CPDAGs, and (+)-operators (resp. (−)-operators) as being single-edge additions (resp. removals) that maintain the DAG structure.

## 4.2 Max-Information Analysis

To enable valid statistical inference after causal discovery via GES, we next develop a differentially private variant of GES that relies on randomization. The GES algorithm utilizes the data in two basic ways: by selecting the best-scoring operator and by checking if applying the corresponding operator leads to a score improvement. Hence, in order to make GES differentially private, we compute noisy scores and apply a randomized rule for stopping at a local maximum. For the first objective we use the Report Noisy Max mechanism, and for the latter we use the AboveThreshold mechanism [Dwork and Roth, 2014].

Similarly to the case of exact search, we require the local scores to have low sensitivity.

**Definition 5** (Local score sensitivity). A local score function  $s$  is  $\tau$ -sensitive if for all indices  $i \in [d]$  and  $I \subseteq [d]$  and any two data sets  $\mathcal{D}$  and  $\mathcal{D}'$  that differ in a single entry, we have

$$|s(X_i, X_I, \mathcal{D}) - s(X_i, X_I, \mathcal{D}')| \leq \tau.$$

Note that local score sensitivity immediately implies a bound on the sensitivity of  $\Delta S^{\text{sgn}}$ , for  $\text{sgn} \in \{+, -\}$ . Specifically, if  $s$  is  $\tau$ -sensitive, we have

$$|\Delta S^{\text{sgn}}(e, G, \mathcal{D}) - \Delta S^{\text{sgn}}(e, G, \mathcal{D}')| \leq 2\tau, \quad (10)$$

for  $\text{sgn} \in \{+, -\}$ . This bound holds for all edges  $e$  and graphs  $G$ .

Below we formally state the NOISY-GES algorithm along with its privacy guarantees. We stress that this procedure is equally valid for greedy search over CPDAGs and greedy search over DAGs.

---

**Algorithm 2** Noisy greedy equivalence search

---

**input:** data set  $\mathcal{D}$ , maximum number of edges  $E_{\max}$ , score  $S$  with local score sensitivity  $\tau$ , privacy parameters  $\epsilon_{\text{score}}, \epsilon_{\text{thresh}}$   
**output:** causal graph  $\hat{G}$   
Initialize  $\hat{G}$  to be an empty graph  
# forward pass  
Run forward pass  $\hat{G} \leftarrow \text{GreedyPass}(\hat{G}, \mathcal{D}, E_{\max}, S, \tau, \epsilon_{\text{score}}, \epsilon_{\text{thresh}}, +)$   
# backward pass  
Run backward pass  $\hat{G} \leftarrow \text{GreedyPass}(\hat{G}, \mathcal{D}, E_{\max}, S, \tau, \epsilon_{\text{score}}, \epsilon_{\text{thresh}}, -)$   
Return  $\hat{G}$

---



---

**Algorithm 3** GreedyPass

---

**input:** initial graph  $\hat{G}_0$ , data set  $\mathcal{D}$ , maximum number of edges  $E_{\max}$ , score  $S$  with local score sensitivity  $\tau$ , privacy parameters  $\epsilon_{\text{score}}, \epsilon_{\text{thresh}}$ , pass indicator  $\text{sgn} \in \{+, -\}$   
**output:** estimated causal graph  $\hat{G}$   
Initialize  $\hat{G} \leftarrow \hat{G}_0$   
Sample noisy threshold  $\nu \sim \text{Lap}\left(\frac{4\tau}{\epsilon_{\text{thresh}}}\right)$   
**for**  $t = 1, 2, \dots, E_{\max}$  **do**  
  Construct set  $\mathcal{E}_t^{\text{sgn}}$  of valid ( $\text{sgn}$ )-operators  
  For all  $e \in \mathcal{E}_t^{\text{sgn}}$ , compute  $\Delta S^{\text{sgn}}(e, \hat{G}, \mathcal{D})$  and sample  $\xi_{t,e} \stackrel{\text{i.i.d.}}{\sim} \text{Lap}\left(\frac{4\tau}{\epsilon_{\text{score}}}\right)$   
  Set  $e_t^* = \arg \max_{e \in \mathcal{E}_t^{\text{sgn}}} \Delta S^{\text{sgn}}(e, \hat{G}, \mathcal{D}) + \xi_{t,e}$   
  Sample  $\eta_t \sim \text{Lap}\left(\frac{8\tau}{\epsilon_{\text{thresh}}}\right)$   
  **if**  $\Delta S^{\text{sgn}}(e_t^*, \hat{G}, \mathcal{D}) + \eta_t > \nu$  **then**  
    | Apply operator  $e_t^*$  to  $\hat{G}$   
  **else**  
    | break  
  **end**  
**end**  
Return  $\hat{G}$

---

**Proposition 4.** *Noisy greedy equivalence search (Algorithm 2) is  $(2\epsilon_{\text{thresh}} + 2E_{\text{max}}\epsilon_{\text{score}})$ -differentially private.*

With Proposition 4 in hand, we can now ensure valid statistical inference after causal discovery. We state an analogue of Theorem 1 for NOISY-GES which shows how to discount the target miscoverage level in order to preserve validity after graph discovery via greedy search. The result follows by putting together Proposition 1 and Proposition 4, analogously to Theorem 1.

**Theorem 2.** *Suppose that we select  $\hat{G}$  via noisy greedy equivalence search (Algorithm 2). Then, for any causal graph  $G$ , we have*

$$\mathbb{P}\left\{\exists(i, j) \in \mathcal{I}_G : \beta_G^{(i \rightarrow j)} \notin \text{CI}_G^{(i \rightarrow j)}(\tilde{\alpha}), \hat{G} = G\right\} \leq \alpha,$$

where

$$\tilde{\alpha} = (\alpha - \gamma) \exp\left(-2n(\epsilon_{\text{thresh}} + E_{\text{max}}\epsilon_{\text{score}})^2 - (\epsilon_{\text{thresh}} + E_{\text{max}}\epsilon_{\text{score}})\sqrt{2n \log(1/\gamma)}\right),$$

for any  $\gamma \in (0, \alpha)$ . Consequently,

$$\mathbb{P}\left\{\exists(i, j) \in \mathcal{I}_{\hat{G}} : \beta_{\hat{G}}^{(i \rightarrow j)} \notin \text{CI}_{\hat{G}}^{(i \rightarrow j)}(\tilde{\alpha})\right\} \leq \alpha.$$

Notice that setting  $\epsilon_{\text{score}}, \epsilon_{\text{thresh}} \propto \frac{1}{\sqrt{n}}$  (and  $\gamma$  to be a small constant fraction of  $\alpha$ ) implies an essentially constant discount factor, i.e., a constant ratio between  $\alpha$  and  $\tilde{\alpha}$ . This will be our default scaling for  $\epsilon_{\text{score}}$  and  $\epsilon_{\text{thresh}}$ .

### 4.3 Consistency of NOISY-GES

In this section, we show that NOISY-GES inherits consistency of the standard GES algorithm. In other words, employing randomization for valid downstream inference incurs a negligible cost in large samples under suitable conditions. As for standard GES, the key condition for consistency is that an increase in score corresponds to an actual increase in the graph's ability to capture the underlying structure of the data. This requirement is formalized via *local consistency*.

**Definition 6** (Local consistency). *A scoring criterion is locally consistent if any graph  $G$  and proposed edge  $e = X_i \rightarrow X_j$  satisfy that*

1. *If  $X_i \not\perp X_j | X_{\text{Pa}_j^G}$ , then  $\lim_{n \rightarrow \infty} \mathbb{P}\{S(G \cup e, \mathcal{D}) > S(G, \mathcal{D})\} = 1$ ,*
2. *If  $X_i \perp X_j | X_{\text{Pa}_j^G}$ , then  $\lim_{n \rightarrow \infty} \mathbb{P}\{S(G \cup e, \mathcal{D}) < S(G, \mathcal{D})\} = 1$ .*

We prove that both conditions are satisfied under an appropriate scaling of the privacy parameters  $\epsilon_{\text{score}}$  and  $\epsilon_{\text{thresh}}$  relative to the local sensitivity parameter  $\tau$ . We make a minor assumption that  $\mathcal{P}$  comes from an exponential family and that there exists a DAG  $G_*(\mathcal{P})$  that is a *perfect map* of  $\mathcal{P}$ , meaning that every independence constraint in  $\mathcal{P}$  is implied by the structure  $G_*(\mathcal{P})$  and every independence implied by the structure  $G_*(\mathcal{P})$  holds in  $\mathcal{P}$ . If there exists a perfect map of  $\mathcal{P}$ , we say that  $\mathcal{P}$  is DAG-perfect.

**Proposition 5** (Consistency of NOISY-GES). *Denote by  $\hat{G}_{\text{GES}}$  the output of the standard GES algorithm on  $\mathcal{D}$ . Moreover, suppose that the local score function is  $\tau$ -sensitive. Assume  $\frac{\tau}{\epsilon_{\text{score}}} = o(1)$ , and  $\frac{\tau}{\epsilon_{\text{thresh}}} = o(1)$ . Further, assume that for all DAGs  $G$  and for all edges  $e$ ,  $\Delta S^{\text{sgn}}(e, G, \mathcal{D}) \rightarrow_p \Delta s_{e,G}^{\text{sgn}}$  and that  $\Delta s_{e,G}^{\text{sgn}} \neq \Delta s_{e',G'}^{\text{sgn}}$  unless  $e = e'$  and  $G = G'$ , for  $\text{sgn} \in \{+, -\}$ . Then, if  $E_{\text{max}} \geq |E(\hat{G}_{\text{GES}})|$ :*

- $\lim_{n \rightarrow \infty} \mathbb{P}\{\widehat{G} = \widehat{G}_{\text{GES}}\} = 1$ ;
- if, in addition,  $\mathcal{P}$  is a sufficiently well-behaved exponential family<sup>1</sup> and is DAG-perfect, and the scoring criterion is locally consistent, we have  $\lim_{n \rightarrow \infty} \mathbb{P}\{\widehat{G} = G_*(\mathcal{P})\} = 1$ , where  $G_*$  is a perfect map of  $\mathcal{P}$ .

To justify the conditions in Proposition 5, we next establish that the clipped BIC score discussed in Example 1 can be made both  $\tau$ -sensitive and locally consistent; it therefore satisfies the conditions and allows NOISY-GES to be consistent. We discuss these properties of the clipped BIC score below.

#### 4.4 The Clipped BIC Score

The most commonly used scoring criterion for GES is the *Bayesian information criterion* (BIC). It satisfies the conditions required to guarantee consistency of GES.

When the variables are modeled as Gaussian with known variance  $\sigma^2$ , the BIC is defined by the following local score:

$$s_{\text{BIC}}(X_j, X_{\mathbf{Pa}_j^G}, \mathcal{D}) = -\min_{\theta} \frac{1}{n\sigma^2} \sum_{k=1}^n \left( X_j^{(k)} - \sum_{s \in \mathbf{Pa}_j^G} \theta_s X_s^{(k)} \right)^2 - \frac{|\mathbf{Pa}_j^G|}{n} \log n.$$

As in the two-variable setting of Example 1, the BIC score has unbounded sensitivity in general. For this reason we use *clipping* to guarantee a bounded local score sensitivity.

**Definition 7** (Local clipped BIC score). *The local clipped BIC score with clipping parameter  $C$  is defined as*

$$s_{\text{BIC}}^C(X_j, X_{\mathbf{Pa}_j^G}, \mathcal{D}) = -\min_{\theta} \frac{1}{n\sigma^2} \sum_{k=1}^n \min \left\{ \left( X_j^{(k)} - \sum_{s \in \mathbf{Pa}_j^G} \theta_s X_s^{(k)} \right)^2, C \right\} - \frac{|\mathbf{Pa}_j^G|}{n} \log n. \quad (11)$$

We argue that, under appropriate asymptotic conditions, the clipped BIC score is both locally consistent and has bounded sensitivity.

**Proposition 6** (Clipped BIC properties). *The clipped BIC score (11) satisfies the following properties:*

- $\frac{C}{n\sigma^2}$ -sensitivity of the local score  $s_{\text{BIC}}^C$ ;
- local consistency, assuming  $C = \omega(1)$ .

The two properties in Proposition 6 imply that the clipped BIC score can simultaneously achieve local consistency and  $\tau$ -local sensitivity for any  $\tau = \omega(\frac{1}{n})$ . Therefore, to satisfy the conditions of Proposition 5 that ensure consistent graph recovery—in particular  $\frac{\tau}{\epsilon_{\text{score}}}, \frac{\tau}{\epsilon_{\text{thresh}}} = o(1)$ —we can use any  $\epsilon_{\text{score}}, \epsilon_{\text{thresh}} = \omega(\frac{1}{n})$  and achieve consistency by calibrating  $C$  appropriately. Furthermore, there is a tradeoff in setting the parameters. Choosing large  $\epsilon_{\text{score}}, \epsilon_{\text{thresh}}$  facilitates consistent graph recovery, however it makes downstream inferences according to Theorem 2 more conservative, since  $\tilde{\alpha}$  becomes small under large  $\epsilon_{\text{score}}, \epsilon_{\text{thresh}}$ ; choosing  $\epsilon_{\text{score}}, \epsilon_{\text{thresh}}$  of smaller order makes inferences more powerful but makes the selection of  $\widehat{G}$  more noisy and thus less accurate.

<sup>1</sup>Sufficiently well-behaved means that  $\mathcal{P}$  satisfies the mild assumptions required by Haughton [1988] and Geiger et al. [2001] to ensure consistency of the Bayesian scoring criterion.

## 4.5 Greedy Search with Interventional Data

Finally, we briefly discuss how the tools of this section can be extended to settings in which the data comes from multiple interventional distributions, as opposed to a single observational distribution.

In previous sections we have shown how to correct confidence intervals for causal effects when the data set  $\mathcal{D}$  is an i.i.d. sample from  $\mathcal{P}$ . However, the principles underlying the correction do not fundamentally rely on the data being i.i.d.; they are applicable whenever the data points are independent—not necessarily identically distributed—such as in the case of data collected from a set of independent interventions. We sketch this more general setup and explain how the NOISY-GES algorithm can be readily adapted to obtain a randomized version of *greedy interventional equivalence search* (GIES) [Hauser and Bühlmann, 2012], which is a counterpart of GES that operates on interventional data.

Consider the more general setting where the data set  $\mathcal{D}$  consists of  $n$  independent samples  $\{(X^{(i)}, \mathcal{T}^{(i)})\}_{i=1}^n$ , where  $X^{(i)}$  denotes a sample from the intervention described by  $\mathcal{T}^{(i)}$ . Here,  $\mathcal{T}^{(i)}$  specifies which variables are intervened on and from which distribution their values are sampled; see Hauser and Bühlmann [2012] for a formal description of how interventions can be encoded in  $\mathcal{T}^{(i)}$ .

The result of Proposition 1, which translates differential privacy to a bound on the max-information, only relies on the data points being independent; the same max-information bound is true for the interventional setting described above. Therefore, given a differentially private version of GIES, we can straightforwardly obtain a finite-sample correction to classical confidence intervals, as in Theorem 2.

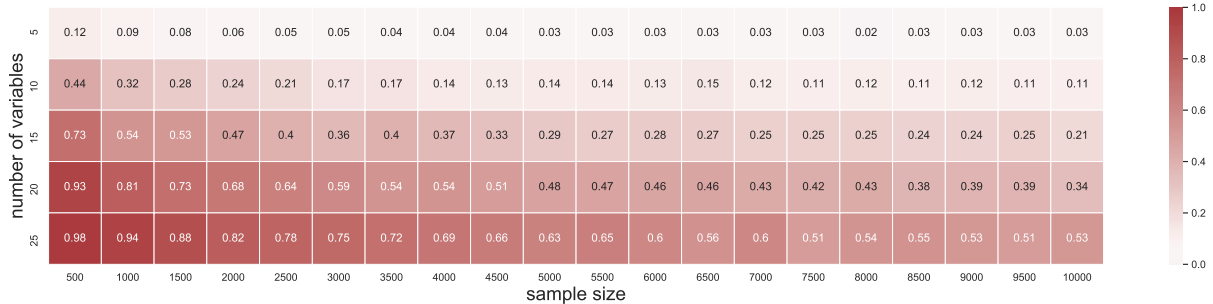
To finalize the argument, we note that the noise addition strategy in Algorithm 2 readily ensures differential privacy of GIES. The reason is that GES and GIES perform computations on the data in essentially the same way; the only differences between GES and GIES are graph-theoretic and do not alter the basic computations applied to the data. In more detail, the key differences between GES and GIES are the following. First, GES maintains a CPDAG, while GIES maintains a so-called *interventional essential graph*, which is an analogue of a CPDAG in an interventional context. Second, the set of valid insertion and deletion operators is different for the two algorithms, as these operators depend on the set of performed interventions. Finally, for a given GIES operator  $e$  and interventional essential graph  $\widehat{G}$ , the GIES score gains  $\Delta S^+(e, \widehat{G}, \mathcal{D})$  are computed differently, although they can still be written as  $\Delta S^+(e, G, \mathcal{D})$  for a carefully chosen DAG  $G$  which respects the interventional essential graph  $\widehat{G}$ . All of these differences are graph-theoretic; the way the algorithms interact with the data remains the same. As in GES, the use of the data in GIES is twofold: the algorithm uses the data to select the best-scoring operator and to check if the corresponding operator leads to a score improvement. As a result, the randomization mechanism in Algorithm 2 directly carries over to GIES without any necessary modifications; it has the same privacy guarantee and leads to the same procedure for valid downstream statistical inference.

## 5 Empirical Studies

We complement our theoretical findings with experiments. We compare the standard, non-noisy GES method with our noisy GES (Algorithm 2). For the scoring criterion, we use the clipped BIC score (Eq. (11)) and focus on multivariate Gaussian observations.

Our results are twofold. First, in Section 5.1 we evaluate the severity of uncorrected inference after causal discovery via non-noisy GES. We find that the double-dipping phenomenon that motivates our work indeed leads to invalid inference, worsening in low-sample and high-dimensional regimes. Then, in Section 5.2 we compare the quality of the graph discovered by our randomized GES method compared to





**Figure 3.** Probability of error for varying  $n$  (x-axis) and  $d$  (y-axis) when the true graph is empty. Intervals are constructed with target error probability equal to 0.05. We observe that the probability of error significantly exceeds the target when the number of variables goes beyond five, even in large-sample regimes.

the graph found by standard GES with data splitting. We find that our algorithm consistently outperforms sample splitting as the number of variables in the graph grows.

## 5.1 Validity Experiments

We quantify the severity of uncorrected inference after causal discovery by evaluating the probability of miscoverage of an effect of interest. In particular, we use the same data to both estimate the causal graph  $\hat{G}$  via GES and to compute a point estimate of the effect  $\hat{\beta}_{\hat{G}}^{(i \rightarrow j)}$ , and then we use a standard t-interval around the point estimate to produce a confidence region for the effect  $\beta_{\hat{G}}^{(i \rightarrow j)}$ .

We investigate two models for generating the true underlying graph.

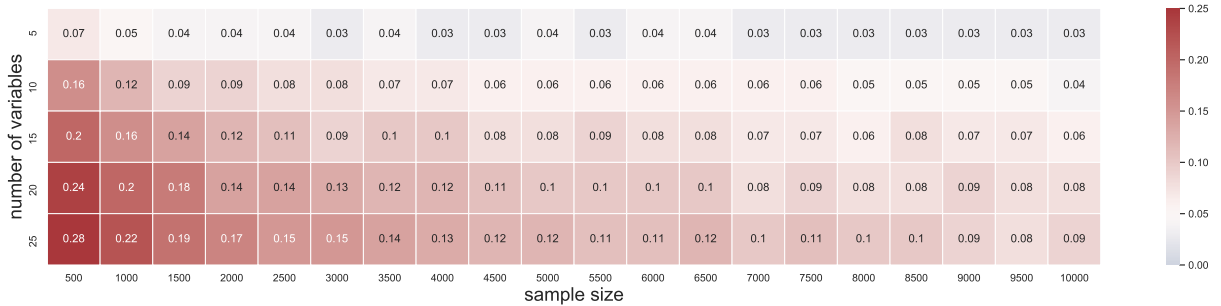
**Empty graph.** In the first model, our goal is to show that pure noise can be misconstrued into an effect without proper correction. We sample  $n$  independent draws of a  $d$ -dimensional standard Gaussian vector,  $\mathcal{N}(0, I)$ ; this corresponds to an empty graph being the true underlying model.

We first run GES to estimate a graph  $\hat{G}$ . Then, we select an edge  $e = X_i \rightarrow X_j$  uniformly over all edges in  $\hat{G}$  and compute a 95% confidence interval. We repeat this procedure 1000 times to estimate the probability of miscoverage of the population-level estimate  $\beta_{\hat{G}}^{(i \rightarrow j)}$ , which in this case is simply zero. This probability is equivalent to the probability of falsely rejecting the null hypothesis that there is no effect between  $X_i$  and  $X_j$ , at significance level 95%. If the estimated graph is empty, no interval is computed and we automatically count those trials as correctly covering the target. In Figure 3 we plot the probability of error for varying sample size  $n$  and number of variables  $d$ .

**Sparse random graph.** We also consider a more challenging setting where the underlying DAG is sparse, but there are truly significant relationships between variables. Formally, we generate an Erdős-Rényi graph with  $d$  nodes and edge probability 0.5, and orient the edges according to a random ordering (while preserving the DAG structure), creating a connectivity matrix  $\mathbf{W}$ . We set all edge weights to a value of three (i.e., the entries of  $\mathbf{W}$  are either zero or three), and draw samples as:

$$X^{(k)} \stackrel{\text{i.i.d.}}{\sim} \mathcal{N}\left(\mathbf{0}, ((\mathbf{I}_d - \mathbf{W})(\mathbf{I}_d - \mathbf{W}^\top))^{-1}\right).$$

In this case, the target regression coefficients (2) are no longer zero, and we estimate them by finding the respective OLS solution on a fresh sample of size  $10^6$ . Due to the additional randomness in the graph-



**Figure 4.** Probability of error for varying  $n$  (x-axis) and  $d$  (y-axis) in sparse random graph. Intervals are constructed with target error probability equal to 0.05. We observe that the probability of error significantly exceeds the target when the number of variables go beyond 10, even in large sample regimes.

generating process, we increase the number of trials to 3000. We plot the probability of error for varying sample size  $n$  and number of variables  $d$  in Figure 4. We observe a similar trend as in Figure 3, albeit to a less extreme extent.

## 5.2 Graph Recovery

We now compare NOISY-GES with data splitting, recalling that both methods provide a correction for valid inference after causal discovery. NOISY-GES uses the *whole* data set to learn a graph and perform subsequent inference, but it injects noise into the causal discovery step and uses a more conservative error level for inference, depending on the resulting max-information. Data splitting, on the other hand, splits the data into two independent chunks, estimating the causal graph on one and performing inference on the other.

We begin by discussing how to implement a fair comparison between the two approaches. In data splitting we use, up to rounding error,  $(1 - p)n$  samples to learn the graph  $\hat{G}$  and the remaining  $pn$  samples to do inference, for some splitting fraction  $p \in (0, 1)$ . The parameter  $p$  interpolates between two extremes, one in which all data is used for causal discovery ( $p = 0$ ) and the other in which all data is reserved for inference ( $p = 1$ ). The privacy parameters of NOISY-GES (alternatively, the resulting max-information) interpolate between these two extremes in a similar fashion (when the max-information is infinite and equal to zero, respectively). Thus, for a given max-information bound of NOISY-GES, we derive a splitting fraction  $p$  that makes the comparison between data splitting and NOISY-GES fair. More precisely, by a fair comparison we mean one that leads to equally powerful inference, or in other words, one that makes the resulting confidence intervals of the same size. We then use this fraction  $p$  in experiments.

Since  $\mathcal{P}$  is a multivariate Gaussian distribution, classical confidence intervals for regression coefficients  $\beta_G^{(i \rightarrow j)}$  valid at level  $1 - \alpha$  have half-width equal to the standard error, denoted  $\hat{\sigma}_G^{(i \rightarrow j)}$ , multiplied by a standard normal quantile  $z_{1-\alpha/2}$ . Applying data splitting essentially increases the width by a factor of  $\sqrt{1/p}$  due to the blowup in standard error. Therefore, if  $\hat{\sigma}_G^{(i \rightarrow j)}$  is the standard error obtained with  $n$  samples, the half-widths obtained via data splitting are roughly equal to

$$w_{\text{DS}} = z_{1-\alpha/2} \hat{\sigma}_G^{(i \rightarrow j)} \sqrt{1/p}.$$

Our correction, on the other hand, preserves the standard error but makes the critical error level  $\alpha$  more



**Figure 5.** Comparison of NOISY-GES and data splitting in terms of structural Hamming distance to true graph for varying  $n$  (x-axis) and  $d$  (y-axis). Left panel is the empty DAG setting; right panel is the sparse random DAG setting. Negative values correspond to NOISY-GES recovering the graph more accurately than data splitting. We observe that NOISY-GES consistently outperforms data splitting when  $d > 5$ .

conservative as a function of the max-information:

$$w_{\text{MI}} = z_{1-\frac{(\alpha-\gamma)}{2}} \exp(-I_{\infty}^{\gamma}(\widehat{G}; \mathcal{D})) \widehat{\sigma}_G^{(i \rightarrow j)}.$$

Therefore, one can derive  $p^{\gamma}(I)$  such that the confidence intervals when splitting according to fraction  $p^{\gamma}(I)$  have the same width as our confidence intervals when  $I_{\infty}^{\gamma}(\widehat{G}; \mathcal{D}) = I$ :

$$p^{\gamma}(I) = \left( \frac{z_{1-\alpha/2}}{z_{1-\frac{(\alpha-\gamma)}{2}} \exp(-I)} \right)^2.$$

Having derived a “fair” split for a given max-information bound, we proceed to evaluate and compare the quality of graphs discovered via GES with data splitting and NOISY-GES.

We consider the two graph-generating models from Section 5.1: empty underlying graph and Erdős-Rényi sparse random graph. For the latter setting we set the edge weights to a value of three as before and set the edge probability to  $\frac{5}{d(d-1)}$  (note we take  $d \geq 5$  so this parameter is always in  $(0, 1)$ ). We take the clipping constant to be  $C = \frac{\log n}{3}$  and let  $E_{\max} = 10$ ,  $\epsilon_{\text{score}} = \frac{1}{\sqrt{n}}$ , and  $\epsilon_{\text{thresh}} = E_{\max} \cdot \epsilon_{\text{score}}$ . This choice balances the contribution of  $\epsilon_{\text{thresh}}$  and  $\epsilon_{\text{score}}$  to the overall privacy loss in Proposition 4.

In Figure 5 we compare the quality of the graph found via GES with data splitting, denoted  $\widehat{G}_{\text{DS}}$ , and the graph found via NOISY-GES, denoted  $\widehat{G}_{\text{NOISY-GES}}$ , in terms of the structural Hamming distance (SHD) to the true underlying graph  $G^*$ . In particular, we plot  $\Delta_H(G^*, \widehat{G}_{\text{NOISY-GES}}) - \Delta_H(G^*, \widehat{G}_{\text{DS}})$ , where we let  $\Delta_H(G, G')$  denote the SHD between two graphs  $G$  and  $G'$ . The blue entries correspond to our algorithm incurring lower SHD error and the red entries correspond to data splitting incurring lower SHD error, with the shade indicating the size of the difference. We see that, as we increase the number of variables, our algorithm consistently outperforms data splitting. Data splitting outperforms NOISY-GES in the lowest-dimensional setting ( $d = 5$ ), which, as shown in the previous set of experiments on validity, coincides with the settings where inference after causal discovery is itself less problematic.

## 6 Discussion and Future Work

In this paper we developed tools for rigorous uncertainty quantification for causal effects after score-based causal discovery. Numerous directions remain open for future work; we discuss several here.

First, akin to existing literature on post-selection inference, we provide rigorous inferential guarantees on “projection” parameters, such as the least-squares regression coefficients in Eq. (2). If the causal discovery algorithm is accurate with respect to the truth in some metric, such as structural Hamming distance, then our inferential guarantees can be interpreted in terms of backward error: there exists a graph close to the true one such that correct inference is provided on the target in that nearby graph. However, forward-error guarantees are arguably more interpretable; in particular, we may want to understand the gap between the target in the true graph—i.e., the causal effect—and the projected target in the learned graph. This would require techniques for propagating error in graph estimation to error in the corresponding regression functionals.

We also believe that our tools can be extended to other causal discovery methods, in particular constraint-based, continuous-optimization-based, and hybrid approaches. The main technical step is to make the respective methods differentially private; the subsequent application of max-information bounds and implications to statistical validity would remain the same as in our work. We believe that existing algorithms for differentially private optimization could be applied toward making continuous-optimization-based methods for causal discovery private [Abadi et al., 2016].

Finally, importing tools from robust statistics [Huber, 1981] may help design new scores that have bounded sensitivity. We focus on the clipped BIC score as it is simple and intuitive, but it is possible that other scores (e.g., obtained by replacing squared loss with a more robust loss such as Huber loss) could have better theoretical properties, or could be shown to perform better empirically.

## Acknowledgements

We thank Dan Malinsky and Ben Recht for several inspiring discussions and helpful feedback. This work was supported in part by the Mathematical Data Science program of the Office of Naval Research under grant number N00014-18-1-2764.

## References

- Martin Abadi, Andy Chu, Ian Goodfellow, H Brendan McMahan, Ilya Mironov, Kunal Talwar, and Li Zhang. Deep learning with differential privacy. In *Proceedings of the 2016 ACM SIGSAC Conference on Computer and Communications Security*, pages 308–318, 2016.
- Steen A Andersson, David Madigan, and Michael D Perlman. A characterization of Markov equivalence classes for acyclic digraphs. *The Annals of Statistics*, 25(2):505–541, 1997.
- François Bachoc, David Preinerstorfer, and Lukas Steinberger. Uniformly valid confidence intervals post-model-selection. *Annals of Statistics*, 48(1):440–463, 2020.
- Raef Bassily, Kobbi Nissim, Adam Smith, Thomas Steinke, Uri Stemmer, and Jonathan Ullman. Algorithmic stability for adaptive data analysis. In *Proceedings of the 48th Annual ACM Symposium on Theory of Computing (STOC)*, pages 1046–1059, 2016.
- Richard Berk, Lawrence Brown, Andreas Buja, Kai Zhang, and Linda Zhao. Valid post-selection inference. *Annals of Statistics*, 41(2):802–837, 2013.

- Rohit Bhattacharya, Tushar Nagarajan, Daniel Malinsky, and Ilya Shpitser. Differentiable causal discovery under unmeasured confounding. In *International Conference on Artificial Intelligence and Statistics*, pages 2314–2322, 2021.
- Adam Bloniarz, Hanzhong Liu, Cun-Hui Zhang, Jasjeet S Sekhon, and Bin Yu. Lasso adjustments of treatment effect estimates in randomized experiments. *Proceedings of the National Academy of Sciences*, 113(27):7383–7390, 2016.
- Andreas Buja, Lawrence Brown, Richard Berk, Edward George, Emil Pitkin, Mikhail Traskin, Kai Zhang, and Linda Zhao. Models as approximations I: Consequences illustrated with linear regression. *Statistical Science*, 34(4):523–544, 2019a.
- Andreas Buja, Lawrence Brown, Arun Kumar Kuchibhotla, Richard Berk, Edward George, and Linda Zhao. Models as approximations II: A model-free theory of parametric regression. *Statistical Science*, 34(4):545–565, 2019b.
- Wenyu Chen, Mathias Drton, and Y Samuel Wang. On causal discovery with an equal-variance assumption. *Biometrika*, 106(4):973–980, 2019.
- David Maxwell Chickering. Optimal structure identification with greedy search. *Journal of Machine Learning Research*, 3(Nov):507–554, 2002.
- Diego Colombo and Marloes H Maathuis. Order-independent constraint-based causal structure learning. *Journal of Machine Learning Research*, 15(1):3741–3782, 2014.
- Diego Colombo, Marloes H Maathuis, Markus Kalisch, and Thomas S Richardson. Learning high-dimensional directed acyclic graphs with latent and selection variables. *The Annals of Statistics*, pages 294–321, 2012.
- Mathias Drton and Marloes H Maathuis. Structure learning in graphical modeling. *Annual Review of Statistics and Its Application*, 4:365–393, 2017.
- Raaz Dwivedi, Yan Shuo Tan, Briton Park, Mian Wei, Kevin Horgan, David Madigan, and Bin Yu. Stable discovery of interpretable subgroups via calibration in causal studies. *International Statistical Review*, 88:S135–S178, 2020.
- Cynthia Dwork and Aaron Roth. *The Algorithmic Foundations of Differential Privacy*, volume 9. Now Publishers, Inc., 2014.
- Cynthia Dwork, Frank McSherry, Kobbi Nissim, and Adam Smith. Calibrating noise to sensitivity in private data analysis. In *Theory of Cryptography Conference*, pages 265–284. Springer, 2006.
- Cynthia Dwork, Vitaly Feldman, Moritz Hardt, Toni Pitassi, Omer Reingold, and Aaron Roth. Generalization in adaptive data analysis and holdout reuse. In *Advances in Neural Information Processing Systems (NIPS)*, pages 2350–2358, 2015a.
- Cynthia Dwork, Vitaly Feldman, Moritz Hardt, Toniann Pitassi, Omer Reingold, and Aaron Leon Roth. Preserving statistical validity in adaptive data analysis. In *Proceedings of the 47th Annual ACM Symposium on Theory of Computing (STOC)*, pages 117–126, 2015b.

- William Fithian, Dennis Sun, and Jonathan Taylor. Optimal inference after model selection. *arXiv preprint arXiv:1410.2597*, 2014.
- David A Freedman. A note on screening regression equations. *The American Statistician*, 37(2):152–155, 1983.
- Dan Geiger, David Heckerman, Henry King, and Christopher Meek. Stratified exponential families: Graphical models and model selection. *The Annals of Statistics*, 29(2):505 – 529, 2001.
- Clark Glymour, Kun Zhang, and Peter Spirtes. Review of causal discovery methods based on graphical models. *Frontiers in genetics*, 10:524, 2019.
- Dominique M. A. Haughton. On the choice of a model to fit data from an exponential family. *The Annals of Statistics*, 16:342–355, 1988.
- Alain Hauser and Peter Bühlmann. Characterization and greedy learning of interventional markov equivalence classes of directed acyclic graphs. *The Journal of Machine Learning Research*, 13(1):2409–2464, 2012.
- Alain Hauser and Peter Bühlmann. Jointly interventional and observational data: estimation of interventional markov equivalence classes of directed acyclic graphs. *Journal of the Royal Statistical Society: Series B (Statistical Methodology)*, 77(1):291–318, 2015.
- Christina Heinze-Deml, Marloes H Maathuis, and Nicolai Meinshausen. Causal structure learning. *Annual Review of Statistics and Its Application*, 5:371–391, 2018.
- Patrik Hoyer, Dominik Janzing, Joris M Mooij, Jonas Peters, and Bernhard Schölkopf. Nonlinear causal discovery with additive noise models. *Advances in neural information processing systems*, 21, 2008.
- Peter Huber. *Robust Statistics*. Wiley New York, 1981.
- Guido W Imbens. Nonparametric estimation of average treatment effects under exogeneity: A review. *Review of Economics and Statistics*, 86(1):4–29, 2004.
- Amin Jaber, Jiji Zhang, and Elias Bareinboim. Causal identification under Markov equivalence: Completeness results. In *International Conference on Machine Learning*, pages 2981–2989, 2019.
- Amin Jaber, Murat Kocaoglu, Karthikeyan Shanmugam, and Elias Bareinboim. Causal discovery from soft interventions with unknown targets: Characterization and learning. *Advances in neural information processing systems*, 33:9551–9561, 2020.
- Christopher Jung, Katrina Ligett, Seth Neel, Aaron Roth, Saeed Sharifi-Malvajerdi, and Moshe Shenfeld. A new analysis of differential privacy’s generalization guarantees. In *11th Innovations in Theoretical Computer Science Conference*, 2020.
- Markus Kalisch and Peter Bühlmann. Causal structure learning and inference: a selective review. *Quality Technology & Quantitative Management*, 11(1):3–21, 2014.
- Arun K Kuchibhotla, Lawrence D Brown, Andreas Buja, Junhui Cai, Edward I George, and Linda H Zhao. Valid post-selection inference in model-free linear regression. *Annals of Statistics*, 48(5):2953–2981, 2020.

- Jason D Lee and Jonathan E Taylor. Exact post model selection inference for marginal screening. In *Advances in Neural Information Processing Systems*, pages 136–144, 2014.
- Jason D Lee, Dennis L Sun, Yuekai Sun, and Jonathan E Taylor. Exact post-selection inference, with application to the lasso. *Annals of Statistics*, 44(3):907–927, 2016.
- Marloes H Maathuis, Markus Kalisch, and Peter Bühlmann. Estimating high-dimensional intervention effects from observational data. *The Annals of Statistics*, 37(6A):3133–3164, 2009.
- Marloes H Maathuis, Diego Colombo, Markus Kalisch, and Peter Bühlmann. Predicting causal effects in large-scale systems from observational data. *Nature Methods*, 7(4):247–248, 2010.
- Marloes H Maathuis, Emilija Perkovic, and Leonard Henckel. Graphical criteria for efficient total effect estimation via adjustment in causal linear models. *Journal of the Royal Statistical Society. Series B, Statistical Methodology*, 2021.
- Daniel Malinsky and Peter Spirtes. Causal structure learning from multivariate time series in settings with unmeasured confounding. In *Proceedings of 2018 ACM SIGKDD workshop on causal discovery*, pages 23–47. PMLR, 2018.
- Christopher Meek. *Graphical Models: Selecting causal and statistical models*. PhD thesis, PhD thesis, Carnegie Mellon University, 1997.
- Preetam Nandy, Alain Hauser, and Marloes H Maathuis. High-dimensional consistency in score-based and hybrid structure learning. *The Annals of Statistics*, 46(6A):3151–3183, 2018.
- Yoshiyuki Ninomiya, Yuta Umezu, and Ichiro Takeuchi. Selective inference in propensity score analysis. *arXiv preprint arXiv:2105.00416*, 2021.
- Oscar Hernan Madrid Padilla, Peng Ding, Yanzen Chen, and Gabriel Ruiz. A causal fused lasso for interpretable heterogeneous treatment effects estimation. *arXiv preprint arXiv:2110.00901*, 2021.
- Judea Pearl. *Causality*. Cambridge University Press, 2009.
- Ryan Rogers, Aaron Roth, Adam Smith, and Om Thakkar. Max-information, differential privacy, and post-selection hypothesis testing. In *IEEE 57th Annual Symposium on Foundations of Computer Science (FOCS)*, pages 487–494, 2016.
- Shohei Shimizu, Patrik O Hoyer, Aapo Hyvärinen, Antti Kerminen, and Michael Jordan. A linear non-gaussian acyclic model for causal discovery. *Journal of Machine Learning Research*, 7(10), 2006.
- Peter Spirtes and Clark Glymour. An algorithm for fast recovery of sparse causal graphs. *Social science computer review*, 9(1):62–72, 1991.
- Peter Spirtes and Kun Zhang. Causal discovery and inference: concepts and recent methodological advances. In *Applied informatics*, volume 3, pages 1–28. SpringerOpen, 2016.
- Peter Spirtes, Clark N Glymour, Richard Scheines, and David Heckerman. *Causation, Prediction, and Search*. MIT press, 2000.

- Chandler Squires, Yuhao Wang, and Caroline Uhler. Permutation-based causal structure learning with unknown intervention targets. In *Conference on Uncertainty in Artificial Intelligence*, pages 1039–1048. PMLR, 2020.
- Xiaoying Tian and Jonathan Taylor. Selective inference with a randomized response. *Annals of Statistics*, 46(2):679–710, 2018.
- Ryan J Tibshirani, Jonathan Taylor, Richard Lockhart, and Robert Tibshirani. Exact post-selection inference for sequential regression procedures. *Journal of the American Statistical Association*, 111(514):600–620, 2016.
- Sofia Triantafillou and Ioannis Tsamardinos. Constraint-based causal discovery from multiple interventions over overlapping variable sets. *The Journal of Machine Learning Research*, 16(1):2147–2205, 2015.
- Thomas Verma and Judea Pearl. Causal networks: Semantics and expressiveness. In *Machine Intelligence and Pattern Recognition*, volume 9, pages 69–76. Elsevier, 1990.
- Matthew J Vowels, Necati Cihan Camgoz, and Richard Bowden. D’ya like DAGs? A survey on structure learning and causal discovery. *ACM Computing Surveys (CSUR)*, 2021.
- Jingshen Wang, Xuming He, and Gongjun Xu. Debiased inference on treatment effect in a high-dimensional model. *Journal of the American Statistical Association*, 115(529):442–454, 2020a.
- Lun Wang, Qi Pang, and Dawn Song. Towards practical differentially private causal graph discovery. *Advances in Neural Information Processing Systems*, 33:5516–5526, 2020b.
- Janine Witte, Leonard Henckel, Marloes H Maathuis, and Vanessa Didelez. On efficient adjustment in causal graphs. *Journal of Machine Learning Research*, 21:246, 2020.
- Yichao Wu and Yufeng Liu. Robust truncated hinge loss support vector machines. *Journal of the American Statistical Association*, 102(479):974–983, 2007.
- Linli Xu, Koby Crammer, and Dale Schuurmans. Robust support vector machine training via convex outlier ablation. In *AAAI*, volume 6, pages 536–542, 2006.
- Min Yang, Linli Xu, Martha White, Dale Schuurmans, and Yao-liang Yu. Relaxed clipping: A global training method for robust regression and classification. *Advances in Neural Information Processing Systems*, 23, 2010.
- Kun Zhang and Aapo Hyvärinen. Causality discovery with additive disturbances: An information-theoretical perspective. In *Joint European Conference on Machine Learning and Knowledge Discovery in Databases*, pages 570–585. Springer, 2009.
- Kun Zhang and Aapo Hyvarinen. On the identifiability of the post-nonlinear causal model. *arXiv preprint arXiv:1205.2599*, 2012.
- Qingyuan Zhao, Dylan S Small, Ashkan Ertefaie, et al. Selective inference for effect modification via the lasso. *Journal of the Royal Statistical Society Series B*, 84(2):382–413, 2022.



Xun Zheng, Bryon Aragam, Pradeep K Ravikumar, and Eric P Xing. DAGs with NO TEARS: Continuous optimization for structure learning. *Advances in Neural Information Processing Systems*, 31, 2018.

Tijana Zrnic and Michael I Jordan. Post-selection inference via algorithmic stability. *arXiv preprint arXiv:2011.09462*, 2020.

## A Technical Lemmas

**Lemma 1.** Let  $\{X_i\}_{i=1}^n$  be a sequence of i.i.d. random variables and  $\{C_n\}_n$  a sequence of clipping thresholds such that  $C_n \rightarrow \infty$ . Then,  $\frac{1}{n} \sum_{i=1}^n \min\{X_i, C_n\} \rightarrow_p \mathbb{E}X_1$ .

*Proof.* For any  $\epsilon > 0$ , by Chebyshev’s inequality we have

$$\mathbb{P} \left\{ \left| \frac{1}{n} \sum_{i=1}^n \min\{X_i, C_n\} - \mathbb{E} \min\{X_1, C_n\} \right| \geq \epsilon \right\} \leq \frac{\text{Var}(\min\{X_1, C_n\})}{n\epsilon^2} \leq \frac{\mathbb{E}X_1^2}{n\epsilon^2},$$

which tends to 0 as  $n \rightarrow \infty$ . Moreover,  $\mathbb{E} \min\{X_1, C_n\} \rightarrow \mathbb{E}X_1$  by dominated convergence, hence we can conclude that  $\frac{1}{n} \sum_{i=1}^n \min\{X_i, C_n\} \rightarrow_p \mathbb{E}X_1$ .  $\square$

**Lemma 2** (Closure under post-processing [Dwork et al., 2006]). Let  $\mathcal{A}(\cdot)$  be an  $\epsilon$ -differentially private algorithm and let  $\mathcal{B}$  be an arbitrary, possibly randomized map. Then,  $\mathcal{B} \circ \mathcal{A}(\cdot)$  is  $\epsilon$ -differentially private.

**Lemma 3** (Adaptive composition [Dwork et al., 2006]). For  $t \in [k]$ , let  $\mathcal{A}_t(\cdot, a_1, a_2, \dots, a_{t-1})$  be  $\epsilon_t$ -differentially private for all fixed  $a_1, \dots, a_{t-1}$ . Then, the algorithm  $\mathcal{A}_{\text{comp}}$  which executes  $\mathcal{A}_1, \dots, \mathcal{A}_k$  in sequence and outputs  $a_1 = \mathcal{A}_1(\mathcal{D}), a_2 = \mathcal{A}_2(\mathcal{D}, a_1), \dots, a_k = \mathcal{A}_k(\mathcal{D}, a_1, \dots, a_{k-1})$  is  $(\sum_{t=1}^k \epsilon_t)$ -differentially private.

## B Greedy Equivalence Search: Background

In this section we provide the details behind the greedy pass subroutine (Algorithm 3) that is used in GES. In particular, we review the definitions of valid (sgn)-operators that appear in [Chickering, 2002], clarify what it means to apply a given operator to the current CPDAG, and explain how the score gains  $\Delta S^{\text{sgn}}(e, \hat{G}, \mathcal{D})$  are computed. As before, we use  $\hat{G}$  to denote the CPDAG maintained by GES.

Before we define (sgn)-operators, we briefly review some graph-theoretic preliminaries. We say two nodes  $X_a, X_b$  are *neighbors* in a CPDAG  $\hat{G}$  if they are connected by an undirected edge, and *adjacent* if they are connected by any edge (directed or undirected). We also call a path from  $X_a$  to  $X_b$  in a CPDAG *semi-directed* if each edge along it is either undirected or directed away from  $X_a$ .

**Definition 8.** For non-adjacent  $X_a$  and  $X_b$  in  $\hat{G}$ , and a subset  $\mathbf{T}$  of  $X_b$ ’s neighbors that are not adjacent to  $X_a$ , the  $\text{Insert}(X_a, X_b, \mathbf{T})$  operator is defined as the procedure that modifies  $\hat{G}$  by:

1. inserting edge  $X_a \rightarrow X_b$ ;
2. for each  $T \in \mathbf{T}$ , converting  $T - X_b$  to  $T \rightarrow X_b$ .

**Definition 9.** For  $X_a$  and  $X_b$  in  $\hat{G}$  connected as  $X_a - X_b$  or  $X_a \rightarrow X_b$ , and a subset  $\mathbf{T}$  of  $X_b$ ’s neighbors that are adjacent to  $X$ , the  $\text{Delete}(X_a, X_b, \mathbf{T})$  operator is defined as the procedure that modifies  $\hat{G}$  by:

1. deleting the edge between  $X_a$  and  $X_b$ ,
2. for each  $T \in \mathbf{T}$ , converting  $X_b - T$  to  $X_b \rightarrow T$  and  $X_a - T$  to  $X_a \rightarrow T$ .

We use “(+)-operator” (resp. “(-)-operator”) as a shorthand for the Insert operator (resp. the Delete operator).

Now that we have a definition of (sgn)-operators, we need to define which operators are *valid* to apply to the current graph. For example, if we were greedily updating only a single DAG and not a

CPDAG, we would only consider edge additions that maintain the DAG structure. We define an analogous form of validity for CPDAGs, which requires a bit more care. Let  $\mathbf{NA}_{X_b, X_a}$  be the neighbors of  $X_b$  that are adjacent to  $X_a$ .

**Definition 10.** We say that  $\text{Insert}(X_a, X_b, \mathbf{T})$  is valid if:

1.  $\mathbf{NA}_{X_b, X_a} \cup \mathbf{T}$  is a clique,
2. Every semi-directed path from  $X_b$  to  $X_a$  contains a node in  $\mathbf{NA}_{X_b, X_a} \cup \mathbf{T}$ .

**Definition 11.** We say that  $\text{Delete}(X_a, X_b, \mathbf{T})$  is valid if  $\mathbf{NA}_{X_b, X_a} \setminus \mathbf{T}$  is a clique.

For a valid (sgn)-operator, Chickering also defines how to properly score the gain due to applying it. In particular, the score gain due to executing  $\text{Insert}(X_a, X_b, \mathbf{T})$  is defined as:

$$\Delta S^+((X_a, X_b, \mathbf{T}), \widehat{G}, \mathcal{D}) = s(X_a, \mathbf{NA}_{X_b, X_a} \cup \mathbf{T} \cup \mathbf{Pa}_{X_b} \cup X_a, \mathcal{D}) - s(X_b, \mathbf{NA}_{X_b, X_a} \cup \mathbf{T} \cup \mathbf{Pa}_{X_b} \cup X_a, \mathcal{D}). \quad (12)$$

This expression is essentially an application of the formula (9) for a specific DAG  $G$  consistent with the CPDAG  $\widehat{G}$  and edge  $e = (X_a \rightarrow X_b)$ . Similarly, the score gain due to executing  $\text{Delete}(X_a, X_b, \mathbf{T})$  is defined as:

$$\Delta S^-((X_a, X_b, \mathbf{T}), \widehat{G}, \mathcal{D}) = s(X_b, \{\mathbf{NA}_{X_b, X_a} \setminus \mathbf{T}\} \cup \{\mathbf{Pa}_{X_b} \setminus X_a\}, \mathcal{D}) - s(X_b, \{\mathbf{NA}_{X_b, X_a} \setminus \mathbf{T}\} \cup \mathbf{Pa}_{X_b}, \mathcal{D}). \quad (13)$$

Having laid out this preamble, we can now state more precisely the greedy pass subroutine (Algorithm 3) of noisy GES.

---

**Algorithm 4 GreedyPass**

---

**input:** initial graph  $\widehat{G}_0$ , data set  $\mathcal{D}$ , maximum number of edges  $E_{\max}$ , score  $S$  with local score sensitivity  $\tau$ , privacy parameters  $\epsilon_{\text{score}}, \epsilon_{\text{thresh}}$ , pass indicator  $\text{sgn} \in \{+, -\}$

**output:** estimated causal graph  $\widehat{G}$

Initialize  $\widehat{G} \leftarrow \widehat{G}_0$

Sample noisy threshold  $\nu \sim \text{Lap}\left(\frac{4\tau}{\epsilon_{\text{thresh}}}\right)$

**for**  $t = 1, 2, \dots, E_{\max}$  **do**

**if**  $\text{sgn} = +$  **then**

    | Construct set  $\mathcal{E}_t^+$  of all valid Insert( $X_a, X_b, \mathbf{T}$ ) operators (Def. 10)

**else if**  $\text{sgn} = -$  **then**

    | Construct set  $\mathcal{E}_t^-$  of all valid Delete( $X_a, X_b, \mathbf{T}$ ) operators (Def. 11)

**end**

  For all  $e \in \mathcal{E}_t^{\text{sgn}}$ , compute  $\Delta S^{\text{sgn}}(e, \widehat{G}, \mathcal{D})$  (according to Equation (12) or (13)) and sample  $\xi_{t,e} \stackrel{\text{i.i.d.}}{\sim}$

$\text{Lap}\left(\frac{4\tau}{\epsilon_{\text{score}}}\right)$

  Set  $e_t^* = \arg \max_{e \in \mathcal{E}_t^{\text{sgn}}} \Delta S^{\text{sgn}}(e, \widehat{G}, \mathcal{D}) + \xi_{t,e}$

  Sample  $\eta_t \sim \text{Lap}\left(\frac{8\tau}{\epsilon_{\text{thresh}}}\right)$

**if**  $\Delta S^{\text{sgn}}(e_t^*, \widehat{G}, \mathcal{D}) + \eta_t > \nu$  **then**

    | Apply operator  $e_t^*$  to  $\widehat{G}$

**else**

    | break

**end**

**end**

Return  $\widehat{G}$

---

## C Noisy Causal Graph Discovery: Proofs

### C.1 Proof of Proposition 2

The proposition is an application of the privacy guarantees of the Report Noisy Max mechanism in differential privacy (see, for example, Chapter 3.3 in the book [Dwork and Roth, 2014]). In addition, the privacy analysis of Algorithm 2 strictly subsumes the privacy analysis of Algorithm 1.

### C.2 Proof of Theorem 1

By Proposition 1, we can bound the max-information between  $\widehat{G}$  and  $\mathcal{D}$ :

$$\mathcal{I}_{\infty}^{\beta}(\widehat{G}; \mathcal{D}) \leq \frac{n}{2}\epsilon^2 + \epsilon\sqrt{n \log(2/\beta)/2}.$$

The definition of max-information, in turn, implies that

$$\begin{aligned}
& \mathbb{P}\left\{\exists(i, j) \in \mathcal{I}_G : \beta_G^{(i \rightarrow j)} \notin \text{CI}_G^{(i \rightarrow j)}(\tilde{\alpha}), \widehat{G} = G\right\} \\
& \leq \exp\left(\mathcal{I}_\infty^\beta(\widehat{G}; \mathcal{D})\right) \mathbb{P}\left\{\exists(i, j) \in \mathcal{I}_G : \beta_G^{(i \rightarrow j)} \notin \text{CI}_G^{(i \rightarrow j)}(\tilde{\alpha}; \tilde{\mathcal{D}}), \widehat{G} = G\right\} \\
& \leq \exp\left(\frac{n}{2}\epsilon^2 + \epsilon\sqrt{n \log(2/\beta)/2}\right) \tilde{\alpha} \\
& = \alpha.
\end{aligned}$$

Marginalizing over all graphs  $G$  yields the final theorem statement.

### C.3 Proof of Proposition 3

Fix  $\delta \in (0, 1)$ . Then, for any graph  $G \in \mathcal{G}$  with  $S(G, \mathcal{D}) \leq S(\widehat{G}_*, \mathcal{D}) - \frac{4\tau}{\epsilon} \log(2/\delta)$ , noisy graph discovery outputs  $G$  with probability at most  $\delta$ .

Suppose that noisy causal discovery outputs a graph  $G$  which is at least  $\frac{4\tau}{\epsilon} \log(2/\delta)$  suboptimal, i.e.  $S(G, \mathcal{D}) \leq S(\widehat{G}_*, \mathcal{D}) - \frac{4\tau}{\epsilon} \log(2/\delta)$ . Then, this means that at least one of the following must be true:  $\xi_G \geq \frac{2\tau}{\epsilon} \log(2/\delta)$  or  $\xi_{\widehat{G}_*} \leq \frac{2\tau}{\epsilon} \log(2/\delta)$ . Using the CDF of the Laplace distribution together with a union bound, we have that

$$\mathbb{P}\left\{\widehat{G} = G\right\} \leq \mathbb{P}\left\{\xi_G \geq \frac{2\tau}{\epsilon} \log(2/\delta) \cup \xi_{\widehat{G}_*} \leq \frac{2\tau}{\epsilon} \log(2/\delta)\right\} \leq 2\mathbb{P}\left\{\xi_G \geq \frac{2\tau}{\epsilon} \log(2/\delta)\right\} = \delta.$$

### C.4 Proof of Claim 1

Let  $\mathcal{D} = \{X^{(k)}\}_{k=1}^n$  and  $\mathcal{D}' = \{X'^{(k)}\}_{k=1}^n$  denote two data sets that differ in one entry. Without loss of generality we may assume that they differ in the first entry.

We need to show that  $|S_{\text{BIC}}^C(G, \mathcal{D}) - S_{\text{BIC}}^C(G, \mathcal{D}')| \leq \frac{C}{n}$  for  $G \in \{G_1, G_2\}$ .

This is true for  $G_2$  because

$$\left|S_{\text{BIC}}^C(G_2, \mathcal{D}) - S_{\text{BIC}}^C(G_2, \mathcal{D}')\right| = \left|\frac{1}{n} \min\left\{(X_2^{(1)})^2, C\right\} - \frac{1}{n} \min\left\{(X_2^{(1)})^2, C\right\}\right| \leq \frac{C}{n}.$$

For  $G_1$ , letting  $\theta_{\mathcal{D}}$  be the optimal parameter for  $\mathcal{D}$  and  $\theta_{\mathcal{D}'}$  the optimal parameter for  $\mathcal{D}'$ , we have

$$\begin{aligned}
& S_{\text{BIC}}^C(G_1, \mathcal{D}) - S_{\text{BIC}}^C(G_1, \mathcal{D}') \\
& = \frac{1}{n} \sum_{k=1}^n \min\left\{\left(X_2'^{(k)} - \theta_{\mathcal{D}'} \cdot X_1'^{(k)}\right)^2, C\right\} - \frac{1}{n} \sum_{k=1}^n \min\left\{\left(X_2^{(k)} - \theta_{\mathcal{D}} \cdot X_1^{(k)}\right)^2, C\right\} \\
& \leq \frac{1}{n} \sum_{k=1}^n \min\left\{\left(X_2'^{(k)} - \theta_{\mathcal{D}} \cdot X_1'^{(k)}\right)^2, C\right\} - \frac{1}{n} \sum_{k=1}^n \min\left\{\left(X_2^{(k)} - \theta_{\mathcal{D}} \cdot X_1^{(k)}\right)^2, C\right\} \\
& = \frac{1}{n} \min\left\{\left(X_2'^{(1)} - \theta_{\mathcal{D}} \cdot X_1'^{(1)}\right)^2, C\right\} - \frac{1}{n} \min\left\{\left(X_2^{(1)} - \theta_{\mathcal{D}} \cdot X_1^{(1)}\right)^2, C\right\} \\
& \leq \frac{C}{n}.
\end{aligned}$$

By symmetry, it analogously follows that  $S_{\text{BIC}}^C(G_1, \mathcal{D}') - S_{\text{BIC}}^C(G_1, \mathcal{D}) \leq \frac{C}{n}$ , which completes the proof.

## D Noisy Greedy Equivalence Search: Proofs

### D.1 Proof of Proposition 4

As mentioned earlier, the proof relies on the analysis of two differentially private mechanisms: Report Noisy Max and AboveThreshold [Dwork and Roth, 2014]. To facilitate the proof, in Algorithm 5 we provide an equivalent reformulation of Algorithm 3 that allows decoupling the analyses of these two mechanisms.

---

#### Algorithm 5 Decoupled GreedyPass

---

**input:** initial graph  $\widehat{G}_0$ , data set  $\mathcal{D}$ , maximum number of edges  $E_{\max}$ , score  $S$  with local score sensitivity  $\tau$ , privacy parameters  $\epsilon_{\text{score}}, \epsilon_{\text{thresh}}$ , pass indicator  $\text{sgn} \in \{+, -\}$   
**output:** estimated causal graph  $\widehat{G}$   
Initialize  $\widehat{G} \leftarrow \widehat{G}_0$   
Get potential operators  $\mathcal{E} \leftarrow \text{ProposeOperators}(\widehat{G}, \mathcal{D}, E_{\max}, S, \tau, \epsilon_{\text{score}}, \text{sgn})$   
Get selected operator subset  $\mathcal{E}^* \leftarrow \text{SelectOperators}(\widehat{G}, \mathcal{D}, S, \tau, \epsilon_{\text{thresh}}, \text{sgn}, \mathcal{E})$   
**for**  $t = 1, \dots, |\mathcal{E}^*|$  **do**  
| Apply  $e_t^*$  to  $\widehat{G}$   
**end**  
Return  $\widehat{G}$

---



---

#### Algorithm 6 ProposeOperators

---

**input:** initial graph  $\widehat{G}_0$ , data set  $\mathcal{D}$ , maximum number of edges  $E_{\max}$ , score  $S$  with local score sensitivity  $\tau$ , privacy parameter  $\epsilon_{\text{score}}$ , pass indicator  $\text{sgn} \in \{+, -\}$   
**output:** proposed set of operators  $\mathcal{E}$   
Initialize  $\widehat{G} \leftarrow \widehat{G}_0$   
Initialize  $\mathcal{E} \leftarrow \emptyset$   
**for**  $t = 1, 2, \dots, E_{\max}$  **do**  
| Construct set  $\mathcal{E}_t^{\text{sgn}}$  of valid (sgn)-operators  
| For all  $e \in \mathcal{E}_t^{\text{sgn}}$ , compute  $\Delta S^{\text{sgn}}(e, \widehat{G}, \mathcal{D})$  and sample  $\xi_{t,e} \stackrel{\text{i.i.d.}}{\sim} \text{Lap}\left(\frac{4\tau}{\epsilon_{\text{score}}}\right)$   
| Set  $e_t = \arg \max_{e \in \mathcal{E}_t^{\text{sgn}}} \Delta S^{\text{sgn}}(e, \widehat{G}, \mathcal{D}) + \xi_{t,e}$   
| Add operator  $e_t$  to  $\mathcal{E}$   
| Apply operator  $e_t$  to  $\widehat{G}$   
**end**  
Return  $\mathcal{E} = (e_1, \dots, e_{E_{\max}})$

---

---

**Algorithm 7** SelectOperators

---

**input:** initial graph  $\widehat{G}_0$ , data set  $\mathcal{D}$ , score  $S$  with local score sensitivity  $\tau$ , privacy parameter  $\epsilon_{\text{thresh}}$ , pass indicator  $\text{sgn} \in \{+, -\}$ , set of proposed operators  $\mathcal{E}$

**output:** set of operators  $\mathcal{E}^*$

Sample noisy threshold  $\nu \sim \text{Lap}\left(\frac{4\tau}{\epsilon_{\text{thresh}}}\right)$

Initialize  $\mathcal{E}^* \leftarrow \emptyset$

Initialize  $\widehat{G} \leftarrow \widehat{G}_0$

**for**  $t = 1, 2, \dots, |\mathcal{E}|$  **do**

    Sample  $\eta_t \sim \text{Lap}\left(\frac{8\tau}{\epsilon_{\text{thresh}}}\right)$

**if**  $\Delta S^{\text{sgn}}(e_t, \widehat{G}, \mathcal{D}) + \eta_t \geq \nu$  **then**

        Add  $e_t^*$  to  $\mathcal{E}^*$

        Apply  $e_t^*$  to  $\widehat{G}$

**else**

**break**

**end**

**end**

Return  $\mathcal{E}^* = (e_1^*, e_2^*, \dots)$

---

We argue that the two subroutines composed in the greedy pass, namely ProposeOperators (Algorithm 6) and SelectOperators (Algorithm 7), are differentially private. By the closure of differential privacy under post-processing (Lemma 2), this will imply that Algorithm 5, which returns  $\widehat{G}$ , is also differentially private, since  $\widehat{G}$  is merely a post-processing of the selected operators  $\mathcal{E}^*$ .

The privacy guarantee of Algorithm 6 is implied by the usual privacy guarantee of Report Noisy Max and composition of differential privacy. Note that the construction of the set  $\mathcal{E}_t^{\text{sgn}}$  at every time step is only a function of the current graph  $\widehat{G}$  and not of the data, i.e. it is independent of the data conditioned on  $\widehat{G}$ . Formally, the key component is the following lemma:

**Lemma 4.** For any  $t \in [E_{\max}]$ , selecting  $e_t$  is  $\epsilon_{\text{score}}$ -differentially private; that is, for any operator  $e_0 \in \mathcal{E}_t^{\text{sgn}}$ , it holds that

$$\mathbb{P}\left\{\arg \max_{e \in \mathcal{E}_t^{\text{sgn}}} \Delta S^{\text{sgn}}(e, \widehat{G}, \mathcal{D}) + \xi_{t,e} = e_0 \mid \widehat{G}\right\} \leq e^{\epsilon_{\text{score}}}\mathbb{P}\left\{\arg \max_{e \in \mathcal{E}_t^{\text{sgn}}} \Delta S^{\text{sgn}}(e, \widehat{G}, \mathcal{D}') + \xi_{t,e} = e_0 \mid \widehat{G}\right\}.$$

for any current graph  $\widehat{G}$  and any two neighboring data sets  $\mathcal{D}, \mathcal{D}'$ .

*Proof.* Denote  $r_e \doteq \Delta S^{\text{sgn}}(e, \widehat{G}, \mathcal{D})$  and  $r'_e \doteq \Delta S^{\text{sgn}}(e, \widehat{G}, \mathcal{D}')$ . For a fixed  $e_0 \in \mathcal{E}_t^{\text{sgn}}$ , define

$$\xi_{t,e_0}^* \doteq \min\{\xi : r_{e_0} + \xi > r_{e'} + \xi_{t,e'} \forall e' \neq e_0\}.$$

For fixed  $\{\xi_{t,e'}\}_{e' \neq e_0}$ , we have that  $e_0$  will be the selected operator on  $\mathcal{D}$  if and only if  $\xi_{t,e_0} \geq \xi_{t,e_0}^*$ .

Further, by the bounded sensitivity of the local scores, we have that for all  $e' \neq e_0$ :

$$\begin{aligned} r_{e_0} + \xi_{t,e_0}^* &> r_{e'} + \xi_{t,e'} \\ \Rightarrow r'_{e_0} + 2\tau + \xi_{t,e_0}^* &> r'_{e'} - 2\tau + \xi_{t,e'} \\ \Rightarrow r'_{e_0} + (4\tau + \xi_{t,e_0}^*) &> r_{e'} + \xi_{t,e'}. \end{aligned}$$

Therefore, as long as  $\xi_{t,e_0} \geq 4\tau + \xi_{t,e_0}^*$ , the selection on  $\mathcal{D}$  will be  $e_0$  as well. Using the form of the density of  $\xi_{t,e_0} \sim \text{Lap}\left(\frac{4\tau}{\epsilon_{\text{score}}}\right)$ , we have that:

$$\begin{aligned} \mathbb{P}\left\{\arg \max_e r'_e + \xi_{t,e} = e_0 \mid \{\xi_{t,e'}\}_{e' \neq e_0} \mid \widehat{G}\right\} &\geq \mathbb{P}\{\xi_{t,e_0} \geq 4\tau + \xi_{t,e_0}^*\} \\ &\geq e^{-\epsilon_{\text{score}}}\mathbb{P}\{\xi_{t,e_0} \geq \xi_{t,e_0}^*\} \\ &= \mathbb{P}\left\{\arg \max_e r_e + \xi_{t,e} = e_0 \mid \{\xi_{t,e'}\}_{e' \neq e_0} \mid \widehat{G}\right\} \end{aligned}$$

By taking iterated expectations, overall we have

$$\mathbb{P}\left\{\arg \max_{e \in \mathcal{E}_t^{\text{sgn}}} \Delta S^{\text{sgn}}(e, \widehat{G}, \mathcal{D}) + \xi_{t,e} = e_0 \mid \widehat{G}\right\} \leq e^{\epsilon_{\text{score}}}\mathbb{P}\left\{\arg \max_{e \in \mathcal{E}_t^{\text{sgn}}} \Delta S^{\text{sgn}}(e, \widehat{G}, \mathcal{D}') + \xi_{t,e} = e_0 \mid \widehat{G}\right\}$$

for all neighboring data sets  $\mathcal{D}, \mathcal{D}'$ , ensuring the desired privacy.  $\square$

This directly implies the following result:

**Lemma 5** (Privacy of ProposeOperators). *Algorithm 6 is  $E_{\max}\epsilon_{\text{score}}$ -differentially private.*

*Proof.* The result follows directly from Lemma 4, by applying the adaptive composition rule for differential privacy (Lemma 3) over  $E_{\max}$  steps.  $\square$

Now we isolate the second component of the greedy pass: checking if the operator's contribution is positive. To analyze this component independently of the selection of potential operators, we consider Algorithm 7 which receives a set of proposed operators  $\mathcal{E}$  and outputs only the first  $E_{\max}^* \leq E_{\max}$  of them which pass the noisy threshold test. Note that  $E_{\max}^*$  is random and data-dependent.

In what follows we use  $\mathcal{E}^*(\mathcal{D})$  and  $\mathcal{E}^*(\mathcal{D}')$  to denote the output of Algorithm 7 on two neighboring data sets  $\mathcal{D}, \mathcal{D}'$ .

**Lemma 6** (Privacy of SelectOperators). *For any input set of proposed edges  $\mathcal{E} = (e_1, \dots, e_{E_{\max}})$ , Algorithm 7 is  $\epsilon_{\text{thresh}}$ -differentially private; that is, for any  $1 \leq k \leq E_{\max} + 1$ :*

$$\mathbb{P}\{\mathcal{E}^*(\mathcal{D}) = (e_j)_{j < k}\} \leq e^{\epsilon_{\text{thresh}}}\mathbb{P}\{\mathcal{E}^*(\mathcal{D}') = (e_j)_{j < k}\}$$

given any two neighboring data sets  $\mathcal{D}, \mathcal{D}'$ .

*Proof.* Fix  $1 \leq k \leq E_{\max} + 1$  and consider  $(e_1, \dots, e_k)$ . Let  $G_1, \dots, G_k$  be the graphs resulting from the application of operators  $e_t$  in sequence, starting from the initial graph  $\widehat{G}_0$ . Define  $r_t = \Delta S^{\text{sgn}}(e_t, G_{t-1}, \mathcal{D})$  and  $r'_t = \Delta S^{\text{sgn}}(e_t, G_{t-1}, \mathcal{D}')$ . Condition on  $\eta_1, \dots, \eta_{k-1}$  and define the following quantity that captures the minimal value of the noisy score gain up to time  $k-1$ :

$$g(\mathcal{D}) = \min_{i < k} \{r_i + \eta_i\},$$

and analogously for  $\mathcal{D}'$ :

$$g(\mathcal{D}') = \min_{i < k} \{r'_i + \eta_i\}.$$



Using these quantities we can directly express the probability of outputting exactly the first  $k-1$  proposed operators, i.e. breaking at the  $k$ -th step of the algorithm:

$$\begin{aligned}\mathbb{P}\{\mathcal{E}^*(\mathcal{D}) = (e_j)_{j < k}\} &= \mathbb{P}\{\nu \in (r_k + \eta_k, g(\mathcal{D}))\} \\ &= \int_{-\infty}^{\infty} \int_{-\infty}^{\infty} p_{\eta_k}(q) p_{\nu}(w) \mathbf{1}\{w \in (r_k + q, g(\mathcal{D}))\} dq dw.\end{aligned}$$

With the change of variables  $q' = q - g(\mathcal{D}) + g(\mathcal{D}') + r_k - r'_k$ ,  $w' = w + g(\mathcal{D}') - g(\mathcal{D})$ , we have

$$\mathbf{1}\{w \in (r_k + q, g(\mathcal{D}))\} = \mathbf{1}\{w' + g(\mathcal{D}) - g(\mathcal{D}') \in (q' + g(\mathcal{D}) - g(\mathcal{D}') + r'_k, g(\mathcal{D}))\} = \mathbf{1}\{w' \in (r'_k + q', g(\mathcal{D}'))\}$$

and thus

$$\begin{aligned}\mathbb{P}\{\mathcal{E}^*(\mathcal{D}) = (e_j)_{j < k}\} &= \int_{-\infty}^{\infty} \int_{-\infty}^{\infty} p_{\eta_k}(q' + g(\mathcal{D}) - g(\mathcal{D}') - r_k + r'_k) p_{\nu}(w' - g(\mathcal{D}') + g(\mathcal{D})) \mathbf{1}\{w' \in (r'_k + q', g(\mathcal{D}'))\} dq' dw'.\end{aligned}$$

Observe that  $r_t$  is  $2\tau$ -sensitive since the local scores are  $\tau$ -sensitive, and hence  $g(\mathcal{D})$  is  $2\tau$ -sensitive as well. This implies that  $|q' - q| \leq 4\tau$ ,  $|w' - w| \leq 2\tau$ , so by the form of the Laplace density we have

$$p_{\eta_k}(q' + g(\mathcal{D}) - g(\mathcal{D}') - r_k + r'_k) \leq e^{\epsilon_{\text{thresh}}/2} p_{\eta_k}(q'), \quad p_{\nu}(w' - g(\mathcal{D}') + g(\mathcal{D})) \leq e^{\epsilon_{\text{thresh}}/2} p_{\nu}(w').$$

Putting everything together, we have:

$$\begin{aligned}\mathbb{P}\{\mathcal{E}^*(\mathcal{D}) = (e_j)_{j < k}\} &\leq \int_{-\infty}^{\infty} \int_{-\infty}^{\infty} e^{\epsilon_{\text{thresh}}/2} p_{\eta_k}(q') p_{\nu}(w') e^{\epsilon_{\text{thresh}}/2} \mathbf{1}\{w' \in (r'_k + q', g(\mathcal{D}'))\} dq' dw' \\ &= e^{\epsilon_{\text{thresh}}} \mathbb{P}\{\mathcal{E}^*(\mathcal{D}') = (e_j)_{j < k}\},\end{aligned}$$

which is the desired guarantee.  $\square$

Finally, we combine the guarantees of Lemma 4 and Lemma 6 to infer the privacy parameter of Decoupled GreedyPass (Algorithm 5), which is equivalent to GreedyPass from Algorithm 2. The following statement follows from a direct application of privacy composition (i.e., Lemma 3).

**Lemma 7** (Privacy of Decoupled GreedyPass). *Algorithm 5 is  $\epsilon_{\text{thresh}} + E_{\text{max}} \epsilon_{\text{score}}$ -differentially private.*

*Proof of Proposition 4.* Since the GES algorithm (Algorithm 2) consists of two executions of GreedyPass, which is equivalent to the Decoupled GreedyPass, we can apply Lemma 7 and Lemma 3 to conclude that GES is  $(2\epsilon_{\text{thresh}} + 2E_{\text{max}} \epsilon_{\text{score}})$ -differentially private.  $\square$

## D.2 Proof of Proposition 5

We show that, in the large sample limit, private GES behaves identically to the standard GES method. Denote by  $e_1^*, e_2^*, \dots$  the insertion operators selected by non-private GES in the forward greedy pass and by  $\hat{G}_t$  the CPDAG constructed at the end of step  $t$  of the forward pass. Further, let  $\text{Gap} = \min_t \min_{e \neq e_t^*} \Delta S^+(e_t^*, \hat{G}_{t-1}, \mathcal{D}) - \Delta S^+(e, \hat{G}_{t-1}, \mathcal{D})$ . In words,  $\text{Gap}$  is the gap in score improvement between the optimal edge at time  $t$  and the second best edge at time  $t$ , minimized over all steps  $t$ . Notice that by the existence of distinct  $\Delta S_{e, G}^{\text{sgn}}$ , we know that  $\lim_{n \rightarrow \infty} \text{Gap} > 0$ . Moreover,  $\frac{\tau}{\epsilon_{\text{score}}}, \frac{\tau}{\epsilon_{\text{thresh}}} = o(1)$  implies that the noise level vanishes asymptotically. Putting all of this together implies that the limiting

probability that noisy GES selects  $e_1^*, e_2^*, \dots$  is one. By a similar argument we conclude that noisy GES halts the forward phase at the same step as the non-noisy GES, and thus we have shown that the output of the forward pass of noisy GES is asymptotically the same as that of non-noisy GES. By an analogous argument it follows that the outputs of the backward pass are identical, which completes the proof of the first claim. The second claim follows directly by putting together the first claim and the classical consistency result for GES [Chickering, 2002].

### D.3 Proof of Proposition 6

First we prove that the score is  $\frac{C}{n\sigma^2}$ -sensitive. The proof generalizes the proof of Claim 1. Let  $\mathcal{D} = \{X^{(k)}\}_{k=1}^n$  and  $\mathcal{D}' = \{X'^{(k)}\}_{k=1}^n$  denote two data sets that differ in one entry, and without loss of generality assume they differ in the first entry. Let  $j$  index an arbitrary variable and denote

$$\begin{aligned}\theta_{\mathcal{D}} &= \arg \min_{\theta} L_j(\theta, \mathcal{D}) := \arg \min_{\theta} \frac{1}{n\sigma^2} \sum_{k=1}^n \min \left\{ \left( X_j^{(k)} - \sum_{s \in \mathbf{Pa}_j^G} \theta_s X_s^{(k)} \right)^2, C \right\}, \\ \theta_{\mathcal{D}'} &= \arg \min_{\theta} L_j(\theta, \mathcal{D}') := \arg \min_{\theta} \frac{1}{n\sigma^2} \sum_{k=1}^n \min \left\{ \left( X_j'^{(k)} - \sum_{s \in \mathbf{Pa}_j^G} \theta_s X_s'^{(k)} \right)^2, C \right\}.\end{aligned}$$

We argue that  $|L_j(\theta_{\mathcal{D}}, \mathcal{D}) - L_j(\theta_{\mathcal{D}'}, \mathcal{D}')| \leq \frac{C}{n\sigma^2}$ . First, for all  $\theta$ ,  $|L_j(\theta, \mathcal{D}) - L_j(\theta, \mathcal{D}')| \leq \frac{C}{n\sigma^2}$  since the corresponding sums only differ in one entry. Combining this fact with the optimality condition for  $\theta_{\mathcal{D}}$ , we get

$$L_j(\theta_{\mathcal{D}}, \mathcal{D}) \leq L_j(\theta_{\mathcal{D}'}, \mathcal{D}) \leq L_j(\theta_{\mathcal{D}'}, \mathcal{D}') + \frac{C}{n\sigma^2}.$$

Analogously we obtain that  $L_j(\theta_{\mathcal{D}'}, \mathcal{D}') \leq L_j(\theta_{\mathcal{D}}, \mathcal{D}) + \frac{C}{n\sigma^2}$ , which completes the proof of the first claim.

The proof of local consistency directly relies on local consistency of the standard BIC score, in combination with Lemma 1. In particular, Lemma 1 implies that

$$\frac{1}{n\sigma^2} \sum_{k=1}^n \min \left\{ \left( X_j^{(k)} - \sum_{s \in \mathbf{Pa}_j^G} \theta_s X_s^{(k)} \right)^2, C \right\} \rightarrow_p \frac{1}{\sigma^2} \mathbb{E} \left( X_j^{(1)} - \sum_{s \in \mathbf{Pa}_j^G} \theta_s X_s^{(1)} \right)^2,$$

since  $C = \omega(1)$ . In other words, the asymptotic behavior of the clipped BIC score is identical to the usual BIC score, whenever the clipping threshold diverges.

Therefore, for any  $G$  and candidate edge  $X_i \rightarrow X_j$  such that  $X_j \not\perp\!\!\!\perp X_i | X_{\mathbf{Pa}_j^G}$  we have

$$\begin{aligned}\lim_{n \rightarrow \infty} s_{\text{BIC}}^C(X_j, \mathbf{Pa}_j^G \cup X_i, \mathcal{D}) &= \lim_{n \rightarrow \infty} s_{\text{BIC}}(X_j, \mathbf{Pa}_j^G \cup X_i, \mathcal{D}) \\ &> \lim_{n \rightarrow \infty} s_{\text{BIC}}(X_j, \mathbf{Pa}_j^G, \mathcal{D}) \\ &= \lim_{n \rightarrow \infty} s_{\text{BIC}}^C(X_j, \mathbf{Pa}_j^G, \mathcal{D}),\end{aligned}$$

where the second step follows by local consistency of the standard BIC score, and the first and final steps follow by the condition that  $C = \omega(1)$ . This proves the first condition of Definition 6.

The proof of the second condition follows analogously; suppose  $X_j \perp X_i | X_{\mathbf{Pa}_j^G}$ , then

$$\begin{aligned} \lim_{n \rightarrow \infty} s_{\text{BIC}}^C(X_j, \mathbf{Pa}_j^G \cup X_i, \mathcal{D}) &= \lim_{n \rightarrow \infty} s_{\text{BIC}}(X_j, \mathbf{Pa}_j^G \cup X_i, \mathcal{D}) \\ &< \lim_{n \rightarrow \infty} s_{\text{BIC}}(X_j, \mathbf{Pa}_j^G, \mathcal{D}) \\ &= \lim_{n \rightarrow \infty} s_{\text{BIC}}^C(X_j, \mathbf{Pa}_j^G, \mathcal{D}), \end{aligned}$$

which completes the proof.