

Switchback Experiments under Geometric Mixing

Yuchen Hu
Mgmt. Science & Engineering
Stanford University
yuchenhu@stanford.edu

Stefan Wager
Graduate School of Business
Stanford University
swager@stanford.edu

Draft version September 2022

Abstract

The switchback is an experimental design that measures treatment effects by repeatedly turning an intervention on and off for a whole system. Switchback experiments are a robust way to overcome cross-unit spillover effects; however, they are vulnerable to bias from temporal carryovers. In this paper, we consider properties of switchback experiments in Markovian systems that mix at a geometric rate. We find that, in this setting, standard switchback designs suffer considerably from carryover bias: Their estimation error decays as $T^{-1/3}$ in terms of the experiment horizon T , whereas in the absence of carryovers a faster rate of $T^{-1/2}$ would have been possible. We also show, however, that judicious use of burn-in periods can considerably improve the situation, and enables errors that decay as $\log(T)^{1/2}T^{-1/2}$. Our formal results are mirrored in an empirical evaluation.

1 Introduction

Switchback experiments involve repeatedly toggling a treatment of interest on and off. There are several reasons to consider such experiments. In early work, [Brandt \[1938\]](#) and [Cochran et al. \[1941\]](#) studied the effect of diet on milk yield in dairy cows by alternating different diets for the same cow. Here, the motivation for using switchbacks was variance reduction: Different cows may have vastly different baseline yields, and so using a switchback can improve precision relative to designs that only give a single diet to each animal. More recently, there has been an explosion of interest in using switchbacks for A/B testing in online marketplaces, where a target intervention is toggled on and off at the market level [[Bojinov et al., 2022](#), [Chamandy, 2016](#), [Glynn et al., 2020](#), [Kastelman and Ramesh, 2018](#), [Kohavi et al., 2020](#), [Xiong et al., 2022](#)]. When applied at the market level, switchbacks help mitigate bias due to cross-unit interference or spillovers: For example, if the intervention involves a new pricing scheme, then using a market-level switchback avoids market distortions that could arise from simultaneously using two different pricing schemes at the same time.

A key challenge in using switchback experiments, however, is the problem of temporal carryovers or lag effects [[Bojinov et al., 2022](#), [Cochran et al., 1941](#)]. Treatments assigned at any specific time point can have not only an immediate effect on the current outcome but also a longer-term effect due to the change of the system’s (potentially latent) state [[Glynn et al., 2020](#)]. And any approach to estimation and inference in switchbacks that does not account for temporal carryovers is prone to bias.

As a concrete example of a problem setting where carryovers are likely to matter, consider a switchback used to compare greedy vs. optimized matching strategies in a two-sided market in which jobs arrive sequentially and need to be matched to available workers (consider, e.g., a ride sharing or grocery delivery platform). Suppose that the greedy algorithm matches each incoming job to the nearest available worker, while the optimized strategy seeks to preserve available resources when possible (e.g., if a job could reasonably be matched to one of two available workers and one of them is likely to be in high demand in the future, then the job could be matched to the other one—even if they are slightly further). The optimized strategy promotes good positioning of available workers, and so may cause abnormally good initial performance for the greedy algorithm right after the switch; conversely, the greedy algorithm may lead to anomalously poor initial performance for the optimized strategy. Thus, a switchback analysis that ignores carryovers may, in this setting, severely underestimate the benefit of the optimized strategy relative to the greedy one.

In this paper, we study switchbacks under an assumption that the system we are intervening on is a (non-stationary) Markov decision process with mixing time t_{mix} . Under this assumption, actions taken at time t may affect the state of the system at all times $t' > t$, but the strength of these effects decays as $\exp[-(t' - t)/t_{\text{mix}}]$. We let the state evolution of the system be arbitrarily non-stationary (e.g., the system may respond arbitrarily to the time of the day or exogenous shocks like weather); however, we assume the mixing rate of the system to be uniformly bounded from above (see Section 2 for a formal model).

We first consider the behavior of a standard switchback experiment, i.e., one that toggles a binary treatment at selected time points and then estimates the treatment effect by taking the difference of the average outcome in periods where treatment is on and the average outcome when treatment is off. Under our model, we show that this standard switchback is severely affected by carryover bias: Given a single time series observed for T time periods, the error of the standard switchback cannot be made to decay faster than $1/\sqrt[3]{T}$. This is markedly slower than the $1/\sqrt{T}$ rate of convergence one could have achieved with T time periods and no carryovers.

We also find, however, that judicious use of burn-in periods each time the treatment assignment is switched can alleviate this issue. Specifically, we consider a switchback design that, given a pre-specified burn-in time b , throws out all observations that are within b time periods of the last treatment switch. We then show that, using this design, we can estimate the global treatment for non-burn-in periods with errors decaying as $\sqrt{\log(T)/T}$. In numerical experiments, we also find that the use of burn-in periods considerably helps improve the behavior of switchback under our Markovian model for carryover effects.

The problem of carryover effects in switchbacks has been considered by a number of authors, including Cochran et al. [1941], Bojinov et al. [2022] and Glynn et al. [2020]. Cochran et al. [1941] propose addressing the issue using a regression model, with a regression coefficient that captures the lagged effect of past treatment on future periods. Bojinov et al. [2022] allow for the presence of carryovers, but assume that there is a fixed (known) time horizon m such that all carryover effects of an action taken at time t disappear by time $t + m$. Glynn et al. [2020] consider a Markov model related to the one used here (although their model is stationary); however, they address the problem of temporal carryovers by fitting the Markov model by maximum likelihood rather than by adapting the switchback.

Relative to existing results, we believe our approach may be helpful in settings where researchers cannot assume that carryover effects will fully vanish after a finite amount of time (as is the case in generic Markovian systems) and do not trust a regression model to capture all carryovers, but still want to use a switchback design to estimate treatment

effects. We also emphasize that, although we make Markovian assumptions for analytic purposes, we do not require the researcher to be able observe the full state of the system; we only depend implicitly on this modeling assumption via the mixing time. In contrast, the maximum likelihood approach of Glynn et al. [2020] requires observing the full state in order to compute the estimator.

Finally we note that, at a high level, the switchback design can be regarded as a special case of the cluster randomized experiment [Imbens and Rubin, 2015] in the temporal setting. From this perspective, our work is relevant to the strand of the literature focusing on the optimal design of a clustered randomized experiment without the presence of well-defined clusters [Athey et al., 2018, Harshaw et al., 2021, Leung, 2021, 2022, Sävje, 2021, Ugander et al., 2013, Ugander and Yin, 2020, Viviano, 2020]. Much of this literature relies on the existence of some exposure mapping function that fully characterizes the interference structure [Aronow and Samii, 2017, Manski, 2013], with some recent exceptions including Leung [2021, 2022] and Sävje [2021] that allow for misspecified exposure mappings and instead only assume, e.g., a rate of decay on the spillover effects. In our Markovian model, the carryover bias never disappears—it only decays over time—and as such our results are closer to these recent papers allowing approximate or misspecified exposure mappings than to analyses that depend on a well-specified exposure mapping.

2 A Markov Model for Temporal Carryovers

We collect data from following a single system for a time period of length T . At each time point $t = 1, \dots, T$, we assign a binary treatment $W_t \in \{0, 1\}$ to the system and observe an immediate outcome $Y_t \in \mathbb{R}$. We further divide the horizon into blocks of equal length l . In switchback experiments, the treatment is assigned such that $W_t = W_s$ if t and s are from the same block. For simplicity, we assume that there exists $k \in \mathbb{Z}^+$ such that $kl = T$.

We assume that we are in a setting where there exists a (potentially unobserved) state variable $S_t \in \mathcal{S}$, and that the triples (S_t, W_t, Y_t) form a non-stationary Markov decision process with transition operators $P_t(\cdot|\cdot)$. This transition operator can vary arbitrarily across time and captures the influence of all exogenous events on the system. The MDP assumption is illustrated in Figure 1.

Assumption 1. For all time points $t = 1, \dots, T$, the evolution of the underlying state S_t is governed by a pair of (deterministic) state transition distributions $P_t^0(\cdot|\cdot)$ and $P_t^1(\cdot|\cdot)$ that

$$S_{t+1} \mid S_t, W_t, Y_t, S_{t-1}, W_{t-1}, Y_{t-1}, \dots \sim P_t^{W_t}(\cdot|S_t). \quad (1)$$

Furthermore, there exists a set of functions $\mu_t : \mathcal{S} \times \mathcal{W} \rightarrow \mathbb{R}$ such that Y_t is a noisy observation of $\mu_t(S_t, W_t)$, i.e., $Y_t = \mu_t(S_t, W_t) + \epsilon_t$ for some ϵ_t satisfying $\mathbb{E}[\epsilon_t \mid S_t, W_t, S_{t-1}, W_{t-1}, \dots] = 0$ and $\text{Var}[\epsilon_t \mid S_t, W_t, S_{t-1}, W_{t-1}, \dots] \leq \sigma^2 < \infty$.

Next, although the system is not stationary in time, we assume that the system “mixes” at a rate of at least $1/t_{\text{mix}}$ at each time point. Mixing assumptions are common in the literature in contextual bandits and reinforcement learning; mixing assumptions of the specific form (2) are used and discussed by, e.g., Van Roy [1998], Even-Dar et al. [2005], and Hu and Wager [2021].

Assumption 2. There exists a mixing time $t_{\text{mix}} < \infty$ such that, for all time points $t = 1, \dots, T$ and $w \in \{0, 1\}$,

$$\|f' P_t^w - f P_t^w\|_{TV} \leq \exp(-1/t_{\text{mix}}) \|f' - f\|_{TV} \quad (2)$$

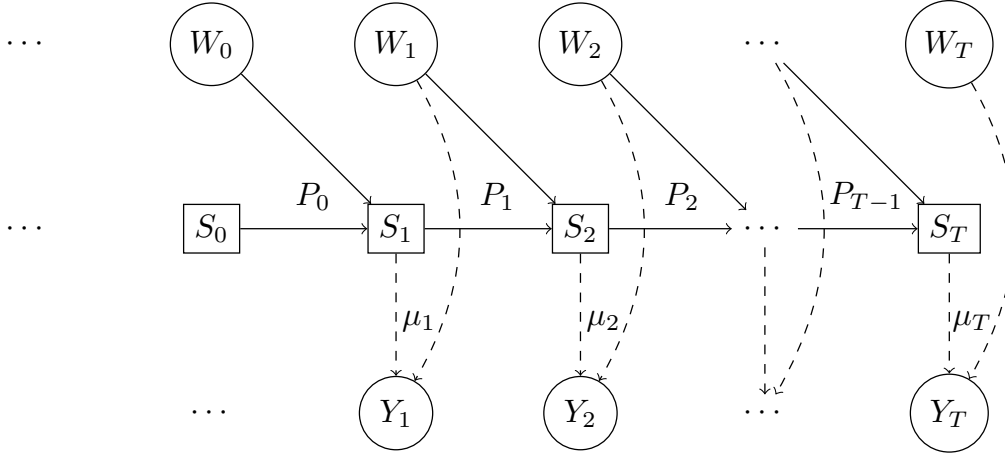


Figure 1: An illustration of a length- T trajectory. Circles: observable variables; Rectangles: unobservable variables; Solid arrows: state transition mechanism; Dashed arrows: outcome generation mechanism.

for any pair of distributions f and f' on S_t .

Our next task is to define meaningful causal estimands in the context of our model. In simple randomized controlled trials without interference, it is customary to focus on estimating the average treatment effect [Imbens and Rubin, 2015],

$$\text{ATE} = \frac{1}{T} \sum_{t=1}^T (\mathbb{E}[Y_t | W_t = 1] - \mathbb{E}[Y_t | W_t = 0]). \quad (3)$$

In the presence of temporal carryovers, however, the average treatment effect is no longer well-defined because the distribution Y_t doesn't just depend on W_t , but can also depend on past actions $\{W_{t-1}, W_{t-2}, \dots\}$.

Figure 2 illustrates difficulties associated with non-stationarity and temporal carryovers in our model. Shaded regions indicate times when treatment is on ($W_t = 1$) while clear region indicate times when treatment is off ($W_t = 0$). Meanwhile, dashed vertical lines indicate exogenous shocks to the system unrelated to the treatment; these shocks cause the functions $P^t(\cdot)$ and $\mu_t(\cdot)$ in Assumption 1 to change. Given this setting, the dashed blue line shows the average behavior we would get if the system were given control assignment throughout, the dotted green one shows average behavior with treatment throughout, and the solid red line shows average behavior with treatment toggled as in a switchback. Thanks to our mixing condition (Assumption 2), the red line eventually converges to the blue or green lines after each time we toggle the treatment—but this change is not instantaneous.

Intuitively, we can think of the average gap between the green and blue curves in Figure 2 as quantifying an average effect we want to estimate. To formalize this notion, for any treatment sequence $w \in \{0, 1\}^{\mathbb{Z}_+}$, we write

$$\mathcal{L}_w^t = \text{distribution of } Y_t | W_t = w_0, W_{t-1} = w_1, W_{t-2} = w_2, \dots \quad (4)$$

i.e., \mathcal{L}_w^t is the long-term outcome distribution at time t under the treatment assignment sequence w . We use short-hand L_0^t and L_1^t for distributions indexed by “pure” histories, i.e., where w is all 0s or all 1s. Given this notation, we define the following estimands.

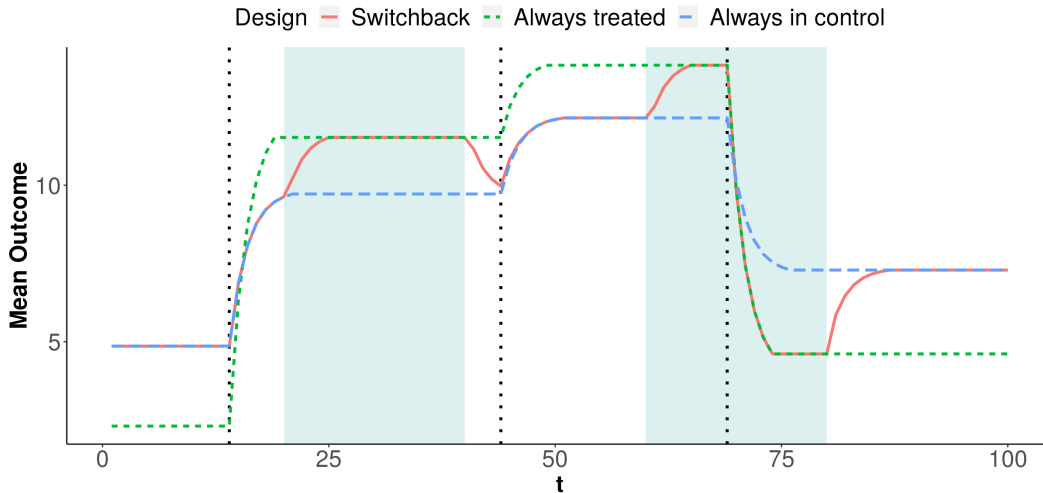


Figure 2: An example of how the mean outcome can react to the switches in treatment and exogenous shock. The blue shaded regions denote treatment blocks in the switchback experiment, while the dotted vertical lines indicate (exogenous) time points where the underlying market conditions (formally the P_t^w) change.

Definition 1. Under Assumption 1, the stable treatment effect at time t is¹

$$\tau_t = \mathbb{E}_{\mathcal{L}_1^t} [Y_t] - \mathbb{E}_{\mathcal{L}_0^t} [Y_t], \quad (5)$$

and the global average treatment effect (GATE) is

$$\tau_{\text{GATE}} = \frac{1}{T} \sum_{t=1}^T \tau_t. \quad (6)$$

Meanwhile, for any set of time points $\mathcal{I} \subset \{1, \dots, T\}$, the filtered average treatment effect (FATE) is

$$\tau_{\text{FATE}(\mathcal{I})} = \frac{1}{|\mathcal{I}|} \sum_{t \in \mathcal{I}} \tau_t. \quad (7)$$

The first estimand, τ_{GATE} , is a direct analogue to the estimand considered in Ugander et al. [2013] and Xiong et al. [2022] for the Markov setting. In a cross-sectional randomized trial with spillover effects between the units, GATE is the average difference in outcomes when all units are exposed to treatment versus when all units are exposed to control, conditionally on the group of recruited subjects. Here in the longitudinal setting, our estimand of interest is the average difference in outcomes when the system is always exposed to treatment versus when the system is always exposed to control, conditionally on the time period during which the experiment is conducted. We note that this is also related to the long-run average reward studied in Glynn et al. [2020], except that in our setting the system is never

¹Notice that this is equivalent to a potential outcome specification, where $Y_t = Y_t(w)$ and w indexes the full history.

stationary due to the exogenous and arbitrary transition operator. The second estimand, τ_{FATE} , gives us more flexibility on defining our causal target, and will effectively let us disregard time periods where our estimator is biased due to carryover effects (for example, it may be convenient to choose \mathcal{I} to correspond to only evenly indexed time points).

3 Estimating Treatment Effects with Switchbacks

Our next goal is to establish estimation guarantees for the estimands given in Definition 1 using switchback experiments. To this end, we start by formalizing the switchback design as follows.

Definition 2. A regular Bernoulli switchback is characterized by a block-length $l > 1$ and (optional) burn-in period $0 \leq b < l$. Given a time horizon T , treatment is sequentially assigned as

$$W_t \mid W_{t-1} = \begin{cases} \text{Bernoulli}(0.5) & \text{if } t = (i-1)l + 1 \text{ for some } i = 1, \dots, \lfloor T/l \rfloor, \\ W_{t-1} & \text{else.} \end{cases} \quad (8)$$

For convenience, we write $Z_i = W_{(i-1)l+1}$ to the treatment given to the i -th block, and write $k = \lfloor T/l \rfloor$ for the total number of blocks. The overall treatment effect is then estimated via a difference-in-means that (optionally) discards burn-in periods,²

$$\hat{\tau}_{\text{DM}}^{(l,b)} = \frac{1}{k_1(l-b)} \sum_{\{i:Z_i=1\}} \sum_{s=b+1}^l Y_{(i-1)l+s} - \frac{1}{k_0(l-b)} \sum_{\{i:Z_i=0\}} \sum_{s=b+1}^l Y_{(i-1)l+s}, \quad (9)$$

$$k_w = |\{i = 1, \dots, \lfloor T/l \rfloor : Z_i = w\}|.$$

Our formal definition of the regular switchback design given above is closely related to the one used in [Bojinov et al. \[2022\]](#), in that we both consider experiments that may randomly switch treatment according to Bernoulli draws at pre-determined time-points, and both consider estimators that discard observations right after switches to mitigate bias. However, our specification of the estimator (9) differs from the one used in [Bojinov et al. \[2022\]](#) in that it is purely algorithmic. The estimator $\hat{\tau}_{\text{DM}}^{(l,b)}$ does not depend explicitly on the model (Assumptions 1 and 2); rather, it is a function of the block length l and burn-in period b that one could seek to justify from a number of perspectives. In contrast, [Bojinov et al. \[2022\]](#) start by specifying conditions under which carryover effects are guaranteed to vanish, and then consider estimation using the natural Horvitz-Thompson estimator induced by their modeling assumptions. We note that in our setting, i.e., under Assumptions 1 and 2, carryover effects never fully vanish—they simply decay at an exponential rate. Thus, a literal application of the construction of [Bojinov et al. \[2022\]](#) would not be consistent, because no data could ever be used after the first switch. Beyond the work of [Bojinov et al. \[2022\]](#), we are not aware of other studies of switchback experiments that consider using burn-in periods or other analogous estimation techniques.

Our first result is an error decomposition for the switchback design given above under our geometric mixing assumptions. The estimator $\hat{\tau}_{\text{DM}}^{(l,b)}$ has two sources of bias. First, it has bias due to the long-term effect carryover from the past treatments. As can be observed

²We follow the convention to set $0/0$ to be 0.

from Figure 2, when the treatment condition switches from w to $1 - w$, the curve will take time to converge from the mean outcome curve under w to the mean outcome curve under $1 - w$. Thus, there is always a bias due to the mixing of the process after each switchback, and the closer it is to the switch point, the larger the bias we will encounter in estimating τ_t . The use of burn-in periods can mitigate carryover bias—but this results in a different source of potential bias due to ignoring outcomes in the burn-in periods.

Theorem 1. *Under Assumptions 1 and 2, assume in addition that the conditional expectations are bounded almost surely by a constant Λ such that*

$$|\mathbb{E}[Y_t | S_t, W_t]| = |\mu_t(S_t, W_t)| \leq_{a.s.} \Lambda,$$

and that the heterogeneity in treatment effects is bounded by a constant Ψ , i.e.,

$$|\tau_t - \tau_s| \leq \Psi$$

for arbitrary $t, s \in \{1, \dots, T\}$. Given the block length l and the burn-in period b , define $k = k_1 + k_0 = \lfloor T/l \rfloor$, and let

$$\mathcal{I}^{(l,b)} = \{t : t - l \lfloor t/l \rfloor > b\}, \quad \tau_{FATE}^{(l,b)} := \tau_{FATE}(\mathcal{I}^{(l,b)}) \quad (10)$$

denote the filtered average treatment effect estimator that only considers non-burn-in periods. Then, the bias of $\hat{\tau}_{DM}^{(l,b)}$ can be bounded as

$$\left| \mathbb{E} \left[\hat{\tau}_{DM}^{(l,b)} \right] - \tau_{FATE}^{(l,b)} \right| \leq \underbrace{\frac{4\Lambda}{1 - \exp(-1/t_{mix})}}_{\text{mixing bias}} \cdot \frac{\exp(-b/t_{mix})}{l - b} + \mathcal{O}(2^{-k}), \quad (11)$$

and furthermore

$$\left| \tau_{FATE}^{(l,b)} - \tau_{GATE} \right| \leq \underbrace{\Psi b/l}_{\text{burn-in bias}}. \quad (12)$$

Meanwhile, the variance of $\hat{\tau}_{DM}^{(l,b)}$ can be bounded as

$$\text{Var} \left[\hat{\tau}_{DM}^{(l,b)} \right] \leq \frac{12\Lambda^2}{k} + \frac{4\sigma^2}{k(l-b)} + \frac{16\Lambda^2 \exp(-b/t_{mix})}{(1 - \exp(-1/t_{mix}))^2} \cdot \frac{1}{k(l-b)^2} + \mathcal{O}\left(\frac{1}{k^2}\right), \quad (13)$$

where the three leading terms in the above bound represents the variance from the clustered treatment assignment, the unpredictable outcome noise, and covariance due to carryover effects respectively.

We note that the upper bounds on both the bias and the variance can be decomposed into errors from different sources. If we consider $\hat{\tau}_{DM}^{(l,b)}$ as an estimator for τ_{GATE} , then the upper bound on bias captures the tradeoff in tackling the challenge due to carryover effect with burn-in periods. On the one hand, the mixing bias comes from the fact that we are estimating average outcome from the long-term distributions using observations from a switchback experiment, and it diminishes exponentially as the length of the burn-in periods increases; on the other hand, discarding observations from the burn-in periods will induce additionally the burn-in bias of approximating τ_t for $t \in$ burn-in with τ_t for $t \notin$ burn-in. However, if we are willing to consider $\hat{\tau}_{DM}^{(l,b)}$ as an estimator for $\tau_{FATE}^{(l,b)}$ instead, then we can ignore the burn-in bias, thus allowing for more favorable error bounds.

The existence of the carryover effect can also inflate the variance by inducing a positive correlation between mean outcomes observed at different times points. In addition to this, the variance of the estimator is also related to how noisy the observations are, and how clustered the treatment assignments are. Nevertheless, as long as $l(T) - b(T)$ is bounded away from zero, the variance will be dominated by the term from the clustered assignment; this mirrors results available in the context of generic cluster-randomized experiments [Leung, 2021].

We end this section by giving conditions where the error bounds from Theorem 1 can be sharpened into a central limit theorem. To state our result, we use the following notation: For all blocks $i = 1, \dots, k$, let

$$\bar{Y}_i = \frac{1}{l-b} \sum_{t=b+1}^l Y_{(i-1)l+t}, \quad (14)$$

where as usual l denotes the block length. Furthermore, using notation from Pearl [2009], for $w = 0, 1$, let $\bar{Y}_i(w) = \bar{Y}_i \mid do(Z_i = w)$ denote the value we would have gotten for \bar{Y}_i by setting Z_i to w but leaving the rest of the treatment history unchanged. We also write

$$\bar{\mu}_i(w) = \mathbb{E}_{\mathcal{L}_w^t} [\bar{Y}_i], \quad \bar{M}_i(w) = \mathbb{E} [\bar{Y}_i(w)], \quad (15)$$

i.e., $\bar{\mu}_i(w)$ would be the expectation of \bar{Y}_i in a system that always receives treatment w , and $\bar{M}_i(w)$ is the expectation of \bar{Y}_i in our switchback given $W_i = w$. We note that, following (10), we have

$$\tau_{\text{FATE}}^{(l,b)} = \frac{1}{k} \sum_{i=1}^k (\bar{\mu}_i(1) - \bar{\mu}_i(0)). \quad (16)$$

Finally, for simplicity of exposition we assume that, although our system is non-stationary, relevant empirical variances converge in large samples; similar assumptions are often made in finite population central limit theorems [e.g., Lin, 2013].

Assumption 3. We consider a regular switchback with l and b chosen such that the following limits exist³

$$\begin{aligned} \frac{1}{k} \sum_{i=1}^k \left(\bar{\mu}_i(0) - \frac{1}{k} \sum_{j=1}^k \bar{\mu}_j(0) \right)^2 &\rightarrow V_0 > 0, & \frac{1}{k} \sum_{i=1}^k \left(\bar{\mu}_i(1) - \frac{1}{k} \sum_{j=1}^k \bar{\mu}_j(1) \right)^2 &\rightarrow V_1 > 0, \\ \frac{1}{k} \sum_{i=1}^k \left(\bar{\mu}_i(0) - \frac{1}{k} \sum_{j=1}^k \bar{\mu}_j(0) \right) \left(\bar{\mu}_i(1) - \frac{1}{k} \sum_{j=1}^k \bar{\mu}_j(1) \right) &\rightarrow V_{01} > 0, & & \\ \mathbb{E} \left[\left(\frac{1}{k} \sum_{i=1}^k \left[\frac{\{\bar{Y}_i(1) - \bar{M}_i(1)\} Z_i}{0.5} - \frac{\{\bar{Y}_i(0) - \bar{M}_i(0)\} (1 - Z_i)}{0.5} \right] \right)^2 \right] &\rightarrow \Sigma > 0. & & \end{aligned} \quad (17)$$

Theorem 2. Under the conditions in Theorem 1, assume in addition that Assumption 3 holds, that Y_t are upper bounded such that $|Y_t| \leq \Gamma_0$ for some $\Gamma_0 < \infty$, and that there exists

³This condition is very weak when the number of non-burn-in periods $l - b$ remains fixed as k gets large. If $l - b$ grows, one may instead expect the right-hand side limits in (17) to converge to zero, in which case a different argument would be required to establish the asymptotic variance in Theorem 2.

a constant $\sigma_0 > 0$ such that $\text{Var} [\epsilon_t | S_t, W_t, S_{t-1}, W_{t-1}, \dots] \geq \sigma_0^2$. Then provided that we choose the burn-in length b so that $l - b = \mathcal{O}(1)$ and

$$k \exp(-2b/t_{mix}) \rightarrow 0, \quad (18)$$

we have

$$\sqrt{k} \left(\hat{\tau}_{DM}^{(l,b)} - \tau_{FATE}^{(l,b)} \right) \rightarrow_d \mathcal{N}(0, V), \quad V = V_0 + V_1 + 2V_{01} + \Sigma. \quad (19)$$

as $k \rightarrow \infty$.

4 Rate-Optimal Switchback Designs

Our next challenge is to give guidance on how to choose the switchback block length l and burn-in length b such as to make the error guarantees in Theorem 1 as good as possible; here, we focus on optimizing mean-squared error. In doing, so, however, we first need to specify our target—do we want to target τ_{GATE} , or is it acceptable to target $\tau_{FATE}^{(l,b)}$ from (10) instead? We start by first giving results for both targets below, and then follow-up with a discussion of trade-offs.

Corollary 3. *Under the conditions in Theorem 1, with the choice that*

$$l = \frac{(4/3)^{1/3}}{(1 - e^{-1/t_{mix}})^{2/3}} T^{1/3} \quad \text{and} \quad b = 0, \quad (20)$$

$\hat{\tau}_{DM}^{l,b}$ achieves the error bound

$$\mathbb{E} \left[\left(\hat{\tau}_{DM}^{(l,b)} - \tau_{GATE} \right)^2 \right] \leq \frac{48^{2/3} \Lambda^2}{(1 - e^{-1/t_{mix}})^{2/3}} T^{-2/3} + o\left(T^{-2/3}\right) \quad (21)$$

in estimating τ_{GATE} . Furthermore, no regular Bernoulli switchback estimator as given in Definition 2 can guarantee a $\mathcal{O}(T^{-2/3})$ rate of convergence in this setting.

Corollary 4. *Under the conditions in Theorem 1, with the choice that*

$$l = b + \frac{\sigma^2}{3\Lambda^2} \quad \text{and} \quad b = \frac{t_{mix}}{2} \log T + C^*, \quad (22)$$

where C^* is a universal constant, $\hat{\tau}_{DM}^{l,b}$ achieves the error bound

$$\mathbb{E} \left[\left(\hat{\tau}_{DM}^{(l,b)} - \tau_{FATE}^{(l,b)} \right)^2 \right] \leq 6\Lambda^2 t_{mix} \cdot \log T \cdot T^{-1} + o\left(\log T \cdot T^{-1}\right) \quad (23)$$

in estimating $\tau_{FATE}^{(l,b)}$.

Given side by side, these two results present a comprehensive characterization of the role of burn-in periods in regular Bernoulli switchbacks as specified in Definition 2. If we insist on targeting τ_{GATE} , then carryover bias matters, but we cannot use burn-ins to ameliorate the situation. The problem is, essentially, that the burn-in bias from using a non-trivial b grows faster than the carryover bias decays, thus making the choice of $b = 0$ rate optimal. The solution for estimating τ_{GATE} using regular Bernoulli switchbacks is then to use a very

long block length of $T^{1/3}$, resulting in an $\mathcal{O}(T^{-1/3})$ rate of convergence in root-mean squared error.

On the other hand, if we are willing to consider $\tau_{\text{FATE}}^{(l,b)}$ as our target estimand, the situation becomes much better. This choice of estimand eliminates burn-in bias, and we can then make aggressive use of burn-in periods to achieve a substantially better rate of convergence. In Corollary 4, we are able to reach the strong benchmark rate of $\mathcal{O}(\sqrt{\log(T)/T})$ using shorter blocks (of length $\log(T)$). Recall that the best rate of convergence we could have hoped for in the absence of carryovers is $\mathcal{O}(T^{-1/2})$; and so we are paying a relatively small penalty for the existence of carryovers here.

While the estimand $\tau_{\text{FATE}}^{(l,b)}$ may seem surprising at first glance, we argue that it may be a reasonable target in many application areas. In non-stationary settings as considered here, both τ_{GATE} and $\tau_{\text{FATE}}^{(l,b)}$ share a certain arbitrary nature, in that they both only assess treatment effects during some specific set of time periods specified by the experiment; and, with judicious choices of l and b , it is likely that $\tau_{\text{FATE}}^{(l,b)}$ could be just as relevant as τ_{GATE} for downstream decision making.

Consider, for example, a hypothetical switchback run by an online marketplace in the first two weeks of November 2021 with a block length $l = 192$ minutes and burn-in time $b = 96$ minutes (for a total of 105 periods). Then, τ_{GATE} is an average over all time periods over the first two weeks of November 2021, while $\tau_{\text{FATE}}^{(l,b)}$ would be an average of half of those periods, where each weekday-hour-minute tuple enters into the target set $\mathcal{I}^{(l,b)}$ exactly once (either in the first week or in the second). In this setting, for most purposes, τ_{GATE} and $\tau_{\text{FATE}}^{(l,b)}$ would be roughly equally informative summaries of the effectiveness of the target intervention; and that the biggest question in considering external validity of the study would be whether, in this online marketplace, the first two weeks of November 2021 are representative of of future time periods where the treatment may be deployed at scale.

One question that is left open by Corollary 4 is how to precisely choose l and b when targeting $\tau_{\text{FATE}}^{(l,b)}$. Qualitatively, the insight is that we should use $l \sim \log(T)$, and that “most” periods should be devoted to burn-in, i.e., $b = l - C$ for some constant C that does not scale with T . In practice, however, $\log(T)$ may not be materially larger than relevant constants for reasonable values of T , and so the optimal choice of b may be a non-trivial multiple of l (e.g., $b = l/2$ may be reasonable). Furthermore, optimal choices of both b and l depend on t_{mix} , which may be challenging to estimate from data; this mirrors the findings of Xiong et al. [2022], which highlights the role of prior information in designing an efficient switchback experiment. In practice, our main recommendation is that analysts using switchbacks to estimate treatment effects in systems that may exhibit carryovers should consider using burn-in periods to mitigate carryover bias. Optimal choices of l and b are likely to depend on specifics of the application setting, and we recommend using a mix of experimental and semi-synthetic validation to pick l and b on a case-by-case basis.

5 Numerical Evaluation

In this section, we show that the asymptotic rates derived in the previous sections approximate well the optimal rates that can be achieved by the difference-in-means estimator in estimating both the average global policy effect and the average filtered policy effect in simulations. We consider the case where there is a hidden state variable $H_t \in \{0, 1, \dots, 10\}$ that is subject to the influence of the (exogenous yet hidden) market condition variable

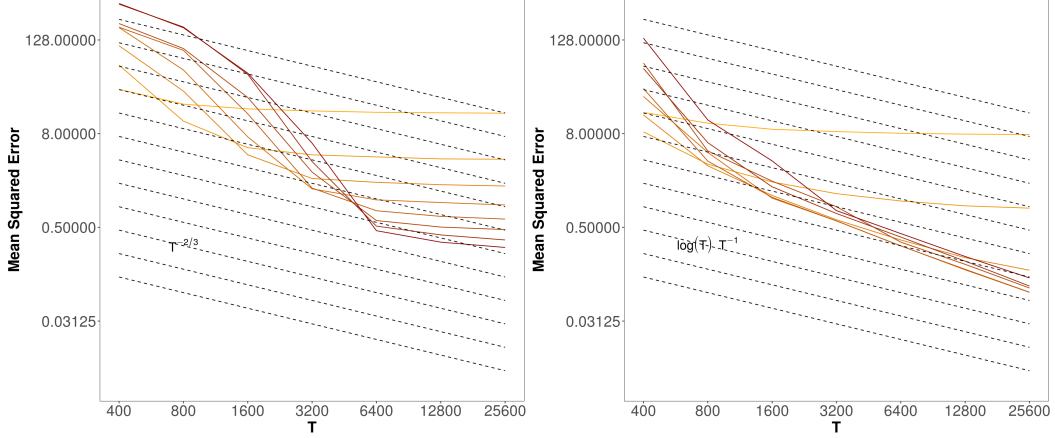


Figure 3: MSE as a function of T under different block lengths l on a log scale. The lightest orange corresponds to the case with the smallest l , with a gradient to dark red representing l increases from the smallest choice to the largest choice gradually. The black dashed lines indicate the rate of convergence on the order of $T^{-2/3}$ on the left, and that on the order of $\log(T)/T$ on the right.

$M_t \in \{1, 2, 3\}$. We generate M_t with the following dynamic process:

$$P(M_{t+1} = m) = \begin{cases} 0.6, & \text{if } M_t = m, \\ 0.1, & \text{otherwise,} \end{cases} \quad (24)$$

i.e., the market condition will switch with probability 0.5, and once it switches, the new market condition is a uniform random draw from $\{1, 2, 3\}$.

Conditionally on the sequence of market conditions, the state variable H_t is generated as follows. If $W_t = 1$,

$$H_{t+1} = \begin{cases} \min\{H_t + M_t, 10\} & \text{with probability 0.7,} \\ \max\{H_t - M_t, 0\} & \text{with probability 0.3;} \end{cases} \quad (25)$$

if $W_t = 0$,

$$H_{t+1} = \begin{cases} \min\{H_t + M_t, 10\} & \text{with probability 0.3,} \\ \max\{H_t - M_t, 0\} & \text{with probability 0.7.} \end{cases} \quad (26)$$

Given (H_t, W_t) , Y_t is then generated as

$$Y_t = H_t + 0.5 \cdot W_t \cdot H_t + \epsilon_t, \quad (27)$$

where $\epsilon_t \sim N(0, \sigma^2)$. Throughout, we fix $\sigma = 3$, and vary the horizon T from 400 to 25,600.

First, we evaluate the performance of $\hat{\tau}_{\text{DM}}^{(l,b)}$ in estimating τ_{GATE} . Motivated by Corollary 3, we fix b to be always zero, and vary l from 60 to 480. The left panel of Figure 3 displays how MSE changes with different choices of l and T on a log scale. In general, $\hat{\tau}_{\text{DM}}^{(l,0)}$ with a larger l achieves a quicker rate of convergence in estimating τ_{GATE} , while $\hat{\tau}_{\text{DM}}^{(l,0)}$ with a smaller l starts off with a smaller error. Consequently, as the horizon T gets larger, the

optimal l also grows gradually from $l = 40$ to $l = 320$. Nevertheless, the optimal rate of convergence achieved by the best choices of l will never surpass $T^{-2/3}$ in large samples. Indeed, as can be observed in Figure 3, all curves are eventually lower-bounded by dashed lines with slope $-2/3$, given that the intercept is chosen appropriately.

In the right panel of Figure 3, we plot the performance of $\hat{\tau}_{\text{DM}}^{(l,b)}$ in estimating $\tau_{\text{FATE}}(\mathcal{I}^{(l,b)})$. Again, motivated by Corollary 4, we vary b from 10 to 80, and consider the set of l such that $l = b + 30$. We observe a similar pattern in the relationship between the horizon and the length of the burn-in periods, with the optimal b growing gradually from 10 to 20 as T increases. However, we can notice that, when the target is to estimate $\tau_{\text{FATE}}(\mathcal{I}^{(l,b)})$, we are now able to achieve a much better error rate with the same estimator $\hat{\tau}_{\text{DM}}^{(l,b)}$. This is especially important if the practitioners are planning for an experiment over a relatively long period of time. Furthermore, comparing the plot to the left panel, we notice that the performance is relatively robust to the choice of b . We also considered the set of l such that $l = b + 50$ and obtained similar results. Our results thus suggest that, in addition to improving asymptotic behavior relative to standard switchbacks, using burn-in periods (and targeting $\tau_{\text{FATE}}(\mathcal{I}^{(l,b)})$) also makes the performance of the experiment more stable across different choices of tuning parameters.

References

- Peter M Aronow and Cyrus Samii. Estimating average causal effects under general interference, with application to a social network experiment. *The Annals of Applied Statistics*, 11(4):1912–1947, 2017.
- Susan Athey, Dean Eckles, and Guido W Imbens. Exact p-values for network interference. *Journal of the American Statistical Association*, 113(521):230–240, 2018.
- Iavor Bojinov, David Simchi-Levi, and Jinglong Zhao. Design and analysis of switchback experiments. *Management Science*, (forthcoming), 2022.
- A. E. Brandt. Tests of significance in reversal or switchback trials. *Research Bulletin (Iowa Agriculture and Home Economics Experiment Station)*, 21(234):1, 1938.
- Nicholas Chamandy. Experimentation in a ridesharing marketplace. *Lyft Engineering*, 2016.
- William Gemmill Cochran, K. M. Autrey, and C. Y. Cannon. A double change-over design for dairy cattle feeding experiments. *Journal of Dairy Science*, 24(11):937–951, 1941.
- Richard A Davis, Keh-Shin Lii, and Dimitris N Politis. The rosenblatt process. In *Selected Works of Murray Rosenblatt*, pages 29–45. Springer, 2011.
- Eyal Even-Dar, Sham M Kakade, and Yishay Mansour. Experts in a Markov decision process. *Advances in neural information processing systems*, 17:401–408, 2005.
- Peter W Glynn, Ramesh Johari, and Mohammad Rasouli. Adaptive experimental design with temporal interference: A maximum likelihood approach. *Advances in Neural Information Processing Systems*, 33:15054–15064, 2020.
- Christopher Harshaw, Fredrik Sävje, David Eisenstat, Vahab Mirrokni, and Jean Pouget-Abadie. Design and analysis of bipartite experiments under a linear exposure-response model. *arXiv preprint arXiv:2103.06392*, 2021.

- Yuchen Hu and Stefan Wager. Off-policy evaluation in partially observed markov decision processes. *arXiv preprint arXiv:2110.12343*, 2021.
- Guido W Imbens and Donald B Rubin. *Causal Inference in Statistics, Social, and Biomedical Sciences*. Cambridge University Press, 2015.
- David Kastelman and Raghav Ramesh. Switchback tests and randomized experimentation under network effects at doordash, 2018. URL <https://medium.com/@DoorDash/switchback-tests-and-randomized-experimentationunder-network-effects-at-doordash-f1d938ab7c2a>.
- Ron Kohavi, Diane Tang, and Ya Xu. *Trustworthy online controlled experiments: A practical guide to a/b testing*. Cambridge University Press, 2020.
- Michael P Leung. Rate-optimal cluster-randomized designs for spatial interference. *arXiv preprint arXiv:2111.04219*, 2021.
- Michael P Leung. Causal inference under approximate neighborhood interference. *Econometrica*, 90(1):267–293, 2022.
- Xinran Li and Peng Ding. General forms of finite population central limit theorems with applications to causal inference. *Journal of the American Statistical Association*, 112(520):1759–1769, 2017.
- Winston Lin. Agnostic notes on regression adjustments to experimental data: Reexamining Freedman’s critique. *The Annals of Applied Statistics*, 7(1):295–318, 2013.
- Charles F Manski. Identification of treatment response with social interactions. *The Econometrics Journal*, 16(1):S1–S23, 2013.
- Jersey Neyman. Sur les applications de la théorie des probabilités aux expériences agricoles: Essai des principes. *Roczniki Nauk Rolniczych*, 10:1–51, 1923.
- Judea Pearl. *Causality*. Cambridge University Press, 2009.
- Murray Rosenblatt. A central limit theorem and a strong mixing condition. *Proceedings of the National Academy of Sciences of the United States of America*, 42(1):43, 1956.
- Fredrik Sävje. Causal inference with misspecified exposure mappings. *arXiv preprint arXiv:2103.06471*, 2021.
- Johan Ugander and Hao Yin. Randomized graph cluster randomization. *arXiv preprint arXiv:2009.02297*, 2020.
- Johan Ugander, Brian Karrer, Lars Backstrom, and Jon Kleinberg. Graph cluster randomization: Network exposure to multiple universes. In *Proceedings of the 19th ACM SIGKDD international conference on Knowledge discovery and data mining*, pages 329–337, 2013.
- Benjamin Van Roy. *Learning and Value Function Approximation in Complex Decision Processes*. PhD thesis, Massachusetts Institute of Technology, 1998.
- Davide Viviano. Experimental design under network interference. *arXiv preprint arXiv:2003.08421*, 2020.
- Ruoxuan Xiong, Alex Chin, Sean Taylor, and Susan Athey. Bias-variance tradeoffs for designing simultaneous temporal experiments. 2022.

Supplemental Materials

A Proof of Theorem 1

We break the proof of Theorem 1 into the proof of two lemmas on bias and variance, respectively. First, we upper bound the bias of $\mathbb{E} \left[\hat{\tau}_{DM}^{(l,b)} \right]$ in estimating $\tau_{FATE}^{(l,b)}$ and τ_{GATE} . Recall that $k = k_1 + k_0 = \lfloor T/l \rfloor$. For simplicity, we write

$$\hat{\tau}_{DM}^{(l,b)} = \frac{1}{k} \sum_{i=1}^k \frac{1}{l-b} \sum_{t=b+1}^l \hat{\tau}_{(i-1)l+t}, \quad (\text{S1})$$

where

$$\hat{\tau}_s = \frac{Y_s W_s}{k_1/k} - \frac{Y_s(1-W_s)}{k_0/k}, \quad (\text{S2})$$

Lemma 5. *Under the assumptions in Theorem 1, the bias of $\mathbb{E} \left[\hat{\tau}_{DM}^{(l,b)} \right]$ as an estimator of $\tau_{FATE}^{(l,b)}$ can be upper bounded as*

$$\left| \mathbb{E} \left[\hat{\tau}_{DM}^{(l,b)} \right] - \tau_{FATE}^{(l,b)} \right| \leq \frac{4\Lambda}{1 - \exp(-1/t_{mix})} \cdot \frac{\exp(-b/t_{mix})}{l-b} + \mathcal{O}(2^{-k}).$$

Furthermore,

$$\left| \tau_{FATE}^{(l,b)} - \tau_{GATE} \right| \leq \Psi b/l.$$

Lemma 6. *Under the assumptions in Theorem 1, the variance of $\hat{\tau}_{DM}^{(l,b)}$ can be upper bounded as*

$$\begin{aligned} \text{Var} \left[\hat{\tau}_{DM}^{(l,b)} \right] &\leq \frac{12\Lambda^2}{k} + \frac{16\Lambda^2 \exp(-b/t_{mix})}{(1 - \exp(-1/t_{mix}))^2} \cdot \frac{1}{k(l-b)^2} + \\ &\quad \frac{4\sigma^2}{k(l-b)} + \mathcal{O} \left(\frac{1}{k^2(l-b)} \right) + \mathcal{O}(2^{-k}). \end{aligned}$$

Combining Lemma 5 and Lemma 6 gives the result in Theorem 1.

Proof of Lemma 5. For $i = 1, \dots, k$,

$$\begin{aligned}
& \mathbb{E} \left[\frac{1}{l-b} \sum_{t=b+1}^l \hat{\tau}_{(i-1)l+t} \right] \\
&= \mathbb{E} \left[\frac{1}{l-b} \sum_{t=b+1}^l \left(\frac{Y_{(i-1)l+t} Z_i}{k_1/k} - \frac{Y_{(i-1)l+t} (1-Z_i)}{k_0/k} \right) \right] \\
&= \frac{1}{l-b} \sum_{t=b+1}^l \mathbb{E} \left[\frac{\mathbb{E} [Y_{(i-1)l+t} | Z_i = 1, k_1] \mathbb{P} [Z_i = 1 | k_1]}{k_1/k} - \right. \\
&\quad \left. \frac{\mathbb{E} [Y_{(i-1)l+t} | Z_i = 0, k_1] \mathbb{P} [Z_i = 0 | k_1]}{k_0/k} \right] \\
&= \frac{1}{l-b} \sum_{t=b+1}^l (\mathbb{E} [Y_{(i-1)l+t} | Z_i = 1, k_1] - \mathbb{E} [Y_{(i-1)l+t} | Z_i = 0, k_1]) + \mathcal{O}(2^{-k}),
\end{aligned} \tag{S3}$$

where the lower order term comes from the special case where k_1 equals zero or k . By the assumption on mixing time, for $t = b+1, \dots, l$,

$$\begin{aligned}
& \left| \mathbb{E} [Y_{(i-1)l+t} | Z_i = 1, k_1] - \mathbb{E}_{\mathcal{L}_1} [Y_{(i-1)l+t}] \right| \\
&= \left| \mathbb{E} [\mathbb{E} [Y_{(i-1)l+t} | Z_i = 1, k_1, S_t] - \mathbb{E}_{\mathcal{L}_1} [Y_{(i-1)l+t} | Z_i = 1, S_t]] \right| \\
&= \left| \int_s \{ \mathbb{E} [Y_{(i-1)l+t} | Z_i = 1, k_1, S_t = s] \mathbb{P} [S_t = s | Z_i = 1, k_1] - \right. \\
&\quad \left. \mathbb{E} [Y_{(i-1)l+t} | Z_i = 1, S_t = s] \mathbb{P}_{\mathcal{L}_1} [S_t = s | Z_i = 1] \} ds \right| \\
&\leq \Lambda \int_s |\mathbb{P} [S_t = s | Z_i = 1, k_1] - \mathbb{P}_{\mathcal{L}_1} [S_t = s | Z_i = 1]| ds \\
&\leq 2\Lambda \exp(-t/t_{\text{mix}}),
\end{aligned} \tag{S4}$$

where the last inequality follows from the mixing assumption and the fact that the two distributions have transited under the same sequence of transition operators $\{P_{(i-1)l}^1, P_{(i-1)l+1}^1, \dots, P_{(i-1)l+t-1}^1\}$. Similarly,

$$\left| \mathbb{E} [Y_{(i-1)l+t} | Z_i = 0, k_1] - \mathbb{E}_{\mathcal{L}_0} [Y_{(i-1)l+t}] \right| \leq 2\Lambda \exp(-t/t_{\text{mix}}). \tag{S5}$$

Thus,

$$\left| \mathbb{E} \left[\frac{1}{l-b} \sum_{t=b+1}^l \hat{\tau}_{(i-1)l+t} \right] - \frac{1}{l-b} \sum_{t=b+1}^l \tau_{(i-1)l+t} \right| \leq \frac{4\Lambda}{l-b} \sum_{t=b+1}^l \exp(-t/t_{\text{mix}}). \tag{S6}$$

Therefore,

$$\begin{aligned}
\left| \mathbb{E} [\hat{\tau}_{\text{DM}}^{(l,b)}] - \tau_{\text{FATE}}^{(l,b)} \right| &\leq \frac{1}{k} \sum_{i=1}^k \left| \mathbb{E} \left[\frac{1}{l-b} \sum_{t=b+1}^l \hat{\tau}_{(i-1)l+t} \right] - \frac{1}{l-b} \sum_{t=b+1}^l \tau_{(i-1)l+t} \right| \\
&\leq \frac{4\Lambda}{l-b} \sum_{t=b+1}^l \exp(-t/t_{\text{mix}}) \\
&\leq \frac{4\Lambda}{1 - \exp(-1/t_{\text{mix}})} \cdot \frac{\exp(-b/t_{\text{mix}})}{l-b}.
\end{aligned} \tag{S7}$$

Meanwhile, since the maximum difference in treatment effects is bounded by a constant Ψ ,

$$\begin{aligned}
\left| \tau_{\text{FATE}}^{(l,b)} - \tau_{\text{GATE}} \right| &= \frac{1}{k} \sum_{i=1}^k \left| \frac{1}{l-b} \sum_{t=b+1}^l \tau_{(i-1)l+t} - \frac{1}{l} \sum_{t=1}^b \tau_{(i-1)l+t} - \frac{1}{l} \sum_{t=b+1}^l \tau_{(i-1)l+t} \right| \\
&\leq \frac{1}{kl} \sum_{i=1}^k \left| \sum_{t=1}^b \tau_{(i-1)l+t} - \sum_{t=b+1}^l \frac{b}{l-b} \tau_{(i-1)l+t} \right| \\
&\leq \Psi \cdot \frac{b}{l}.
\end{aligned} \tag{S8}$$

□

Proof of Lemma 6. To start with, we decompose the variance into two parts as

$$\begin{aligned}
\text{Var} \left[\hat{\tau}_{\text{DM}}^{(l,b)} \right] &= \frac{1}{k^2(l-b)^2} \text{Var} \left[\sum_{i=1}^k \sum_{t=b+1}^l \hat{\tau}_{(i-1)l+t} \right] \\
&= \frac{1}{k^2(l-b)^2} \mathbb{E} \left[\text{Var} \left[\sum_{i=1}^k \sum_{t=b+1}^l \hat{\tau}_{(i-1)l+t} \mid W_{1:T}, S_{1:T} \right] \right] + \\
&\quad \frac{1}{k^2(l-b)^2} \text{Var} \left[\mathbb{E} \left[\sum_{i=1}^k \sum_{t=b+1}^l \hat{\tau}_{(i-1)l+t} \mid W_{1:T}, S_{1:T} \right] \right].
\end{aligned} \tag{S9}$$

To bound the first term of (S9), note that after conditioning on $\{W_{1:T}, S_{1:T}\}$, $\hat{\tau}_t$ are independent of each other, and thus

$$\begin{aligned}
&\frac{1}{k^2(l-b)^2} \mathbb{E} \left[\text{Var} \left[\sum_{i=1}^k \sum_{t=b+1}^l \hat{\tau}_{(i-1)l+t} \mid W_{1:T}, S_{1:T} \right] \right] \\
&= \frac{1}{k^2(l-b)^2} \mathbb{E} \left[\sum_{i=1}^k \sum_{t=b+1}^l \text{Var} \left[\hat{\tau}_{(i-1)l+t} \mid W_{1:T}, S_{1:T} \right] \right] \\
&\leq \frac{1}{k^2(l-b)^2} \mathbb{E} \left[\sum_{i=1}^k \sum_{t=b+1}^l \sigma^2 \left(\frac{kZ_i}{k_1} - \frac{k(1-Z_i)}{k_0} \right)^2 \right] \\
&= \frac{\sigma^2}{k(l-b)} \mathbb{E} \left[\frac{k^2 Z_i^2}{k_1^2} + \frac{k^2(1-Z_i)^2}{k_0^2} - \frac{2k^2 Z_i(1-Z_i)}{k_1 k_0} \right] \\
&= \frac{\sigma^2}{k(l-b)} \mathbb{E} \left[\frac{k^2 \mathbb{E}[Z_i \mid k_1]}{k_1^2} + \frac{k^2 \mathbb{E}[1-Z_i \mid k_1]}{k_0^2} \right] \\
&= \frac{\sigma^2}{k(l-b)} \mathbb{E} \left[\frac{k}{\max(k_1, 1)} + \frac{k}{\max(k_0, 1)} \right] + \mathcal{O}(2^{-k}).
\end{aligned} \tag{S10}$$

By a Taylor expansion of $k/\max(k_1, 1)$ around $\mathbb{E}[\max(k_1, 1)] = 0.5k + \mathcal{O}(2^{-k})$,

$$\mathbb{E} \left[\frac{k}{\max(k_1, 1)} \right] = \frac{k}{0.5k} + \frac{0.5(1-0.5)k^2}{(0.5)^3 k^3} + \mathcal{O} \left(\frac{1}{k} \right) = 2 + \frac{2}{k} + \mathcal{O} \left(\frac{1}{k} \right). \tag{S11}$$

Similarly, $\mathbb{E} [k/\max(k_0, 1)] = 2 + 2/k + \mathcal{O}(1/k)$. Thus,

$$\begin{aligned} & \frac{1}{k^2(l-b)^2} \mathbb{E} \left[\text{Var} \left[\sum_{i=1}^k \sum_{t=b+1}^l \hat{\tau}_{(i-1)l+t} \mid W_{1:T}, S_{1:T} \right] \right] \\ & \leq \frac{\sigma^2}{k(l-b)} \mathbb{E} \left[\frac{k}{\max(k_1, 1)} + \frac{k}{\max(k_0, 1)} \right] + \mathcal{O}(2^{-k}) \\ & \leq \frac{4\sigma^2}{k(l-b)} + \mathcal{O}\left(\frac{1}{k^2(l-b)}\right) + \mathcal{O}(2^{-k}). \end{aligned} \quad (\text{S12})$$

To bound the second term of (S9), we start by calculating an upper bound on

$$\text{Cov} [\mathbb{E} [\hat{\tau}_t \mid W_{1:T}, S_{1:T}], \mathbb{E} [\hat{\tau}_{t+m} \mid W_{1:T}, S_{1:T}]] \quad (\text{S13})$$

for all $t \geq 1, m \geq 0$. There are two cases we need to consider:

1. When t and $t+m$ are from two different blocks i and j . With a slight abuse of notation, we use $\mu_t := \mathbb{E} [Y_t \mid W_t, S_t]$ to denote the conditional expectation of outcome at time t . In this case,

$$\begin{aligned} (\text{S13}) &= \text{Cov} [\mathbb{E} [\hat{\tau}_t \mid W_t, S_t], \mathbb{E} [\hat{\tau}_{t+m} \mid W_{t+m}, S_{t+m}]] \\ &= \text{Cov} \left[\frac{Z_i}{k_1/k} \mu_t - \frac{1-Z_i}{k_0/k} \mu_t, \frac{Z_j}{k_1/k} \mu_{t+m} - \frac{1-Z_j}{k_0/k} \mu_{t+m} \right] \\ &= \mathbb{E} \left[\left(\frac{Z_i}{k_1/k} \mu_t - \frac{1-Z_i}{k_0/k} \mu_t \right) \left(\frac{Z_j}{k_1/k} \mu_{t+m} - \frac{1-Z_j}{k_0/k} \mu_{t+m} \right) \right] - \\ & \quad \mathbb{E} \left[\frac{Z_i}{k_1/k} \mu_t - \frac{1-Z_i}{k_0/k} \mu_t \right] \mathbb{E} \left[\frac{Z_j}{k_1/k} \mu_{t+m} - \frac{1-Z_j}{k_0/k} \mu_{t+m} \right], \end{aligned} \quad (\text{S14})$$

where

$$\begin{aligned} & \mathbb{E} \left[\left(\frac{Z_i}{k_1/k} \mu_t - \frac{1-Z_i}{k_0/k} \mu_t \right) \left(\frac{Z_j}{k_1/k} \mu_{t+m} - \frac{1-Z_j}{k_0/k} \mu_{t+m} \right) \right] \\ &= \mathbb{E} \left[\frac{k^2}{k_1^2} Z_i Z_j \mu_t \mu_{t+m} \right] + \mathbb{E} \left[\frac{k^2}{k_0^2} (1-Z_i)(1-Z_j) \mu_t \mu_{t+m} \right] - \\ & \quad \mathbb{E} \left[\frac{k^2}{k_1 k_0} Z_i (1-Z_j) \mu_t \mu_{t+m} \right] - \mathbb{E} \left[\frac{k^2}{k_1 k_0} (1-Z_i) Z_j \mu_t \mu_{t+m} \right] \end{aligned} \quad (\text{S15})$$

and

$$\begin{aligned} & \mathbb{E} \left[\frac{Z_i}{k_1/k} \mu_t - \frac{1-Z_i}{k_0/k} \mu_t \right] \mathbb{E} \left[\frac{Z_j}{k_1/k} \mu_{t+m} - \frac{1-Z_j}{k_0/k} \mu_{t+m} \right] \\ &= \mathbb{E} \left[\frac{k}{k_1} Z_i \mu_t \right] \mathbb{E} \left[\frac{k}{k_1} Z_j \mu_{t+m} \right] + \mathbb{E} \left[\frac{k}{k_0} (1-Z_i) \mu_t \right] \mathbb{E} \left[\frac{k}{k_0} (1-Z_j) \mu_{t+m} \right] - \\ & \quad \mathbb{E} \left[\frac{k}{k_1} Z_i \mu_t \right] \mathbb{E} \left[\frac{k}{k_0} (1-Z_j) \mu_{t+m} \right] - \mathbb{E} \left[\frac{k}{k_1} Z_i \mu_t \right] \mathbb{E} \left[\frac{k}{k_0} (1-Z_j) \mu_{t+m} \right]. \end{aligned} \quad (\text{S16})$$

Note that

$$\begin{aligned}
& \mathbb{E} \left[\frac{k^2}{k_1^2} Z_i Z_j \mu_t \mu_{t+m} \right] \\
&= \mathbb{E} \left[\frac{k^2}{k_1^2} \mathbb{P} [Z_i = 1, Z_j = 1 \mid k_1] \mathbb{E} [\mu_t \mu_{t+m} \mid Z_i = 1, Z_j = 1, k_1] \right] \\
&= \mathbb{E} \left[\frac{k(k_1 - 1)}{(k - 1)k_1} \mathbb{E} [\mu_t \mu_{t+m} \mid Z_i = 1, Z_j = 1, k_1] \right] + \mathcal{O}(2^{-k}) \\
&\leq \mathbb{E} [\mu_t \mu_{t+m} \mid Z_i = 1, Z_j = 1, k_1] + \frac{\Lambda^2}{k - 1} + \mathcal{O}(2^{-k}),
\end{aligned} \tag{S17}$$

and

$$\begin{aligned}
& \mathbb{E} \left[\frac{k}{k_1} Z_i \mu_t \right] \mathbb{E} \left[\frac{k}{k_1} Z_j \mu_{t+m} \right] \\
&= \mathbb{E} \left[\frac{k}{k_1} \mathbb{E} [Z_i = 1 \mid k_1] \mathbb{E} [\mu_t \mid Z_i = 1, k_1] \right] \mathbb{E} \left[\frac{k}{k_1} \mathbb{E} [Z_j = 1 \mid k_1] \mathbb{E} [\mu_{t+m} \mid Z_j = 1, k_1] \right] \\
&= \mathbb{E} [\mu_t \mid Z_i = 1, k_1] \mathbb{E} [\mu_{t+m} \mid Z_j = 1, k_1] + \mathcal{O}(2^{-k}).
\end{aligned} \tag{S18}$$

Again according to the mixing assumption,

$$\left| \mathbb{E} [\mu_{t+m} \mid S_t, Z_j = 1, k_1] - \mathbb{E} [\mu_{t+m} \mid Z_j = 1, k_1] \right| \leq 2\Lambda \exp(-m/t_{\text{mix}}), \tag{S19}$$

for that the two distributions have transited under the same sequence of transition operators $\{P_t^{w_t}, P_{t+1}^{w_{t+1}}, \dots, P_{(j-1)l}^{w_{(j-1)l}}, P_{(j-1)l+1}^1, \dots, P_{t+m-1}^1\}$. Then

$$\begin{aligned}
& \mathbb{E} [\mu_t \mu_{t+m} \mid Z_i = 1, Z_j = 1, k_1] - \mathbb{E} [\mu_t \mid Z_i = 1, k_1] \mathbb{E} [\mu_{t+m} \mid Z_j = 1, k_1] \\
&= \mathbb{E} [\mu_t \mathbb{E} [\mu_{t+m} \mid S_t, Z_j = 1, k_1] \mid Z_i = 1, Z_j = 1, k_1] - \\
&\quad \mathbb{E} [\mu_t \mid Z_i = 1, k_1] \mathbb{E} [\mu_{t+m} \mid Z_j = 1, k_1] \\
&\leq \mathbb{E} [\mu_t \mid Z_i = 1, k_1] 2\Lambda \exp(-m/t_{\text{mix}}) \\
&\leq 2\Lambda^2 \exp(-m/t_{\text{mix}}).
\end{aligned} \tag{S20}$$

Using the mixing assumption as above, we can obtain the same bound on the differences between the other three pairs of terms. Therefore,

$$(\text{S13}) \leq 8\Lambda^2 \exp(-m/t_{\text{mix}}) + \frac{4\Lambda^2}{k - 1} + \mathcal{O}(2^{-k}). \tag{S21}$$

2. When t and $t + m$ are from the same block i . Similar to the first case, we can write out

$$\begin{aligned}
(\text{S13}) &= \text{Cov} [\mathbb{E} [\hat{\tau}_t \mid W_t, S_t], \mathbb{E} [\hat{\tau}_{t+m} \mid W_{t+m}, S_{t+m}]] \\
&= \text{Cov} \left[\frac{Z_i}{k_1/k} \mu_t - \frac{1 - Z_i}{k_0/k} \mu_t, \frac{Z_i}{k_1/k} \mu_{t+m} - \frac{1 - Z_i}{k_0/k} \mu_{t+m} \right] \\
&= \mathbb{E} \left[\left(\frac{Z_i}{k_1/k} \mu_t - \frac{1 - Z_i}{k_0/k} \mu_t \right) \left(\frac{Z_i}{k_1/k} \mu_{t+m} - \frac{1 - Z_i}{k_0/k} \mu_{t+m} \right) \right] - \\
&\quad \mathbb{E} \left[\frac{Z_i}{k_1/k} \mu_t - \frac{1 - Z_i}{k_0/k} \mu_t \right] \mathbb{E} \left[\frac{Z_i}{k_1/k} \mu_{t+m} - \frac{1 - Z_i}{k_0/k} \mu_{t+m} \right],
\end{aligned} \tag{S22}$$

where

$$\begin{aligned}
& \mathbb{E} \left[\left(\frac{Z_i}{k_1/k} \mu_t - \frac{1-Z_i}{k_0/k} \mu_t \right) \left(\frac{Z_i}{k_1/k} \mu_{t+m} - \frac{1-Z_i}{k_0/k} \mu_{t+m} \right) \right] \\
&= \mathbb{E} \left[\frac{k^2}{k_1^2} Z_i \mu_t \mu_{t+m} \right] + \mathbb{E} \left[\frac{k^2}{k_0^2} (1-Z_i) \mu_t \mu_{t+m} \right] \\
&\leq \Lambda^2 \mathbb{E} \left[\frac{k}{k_1} \right] + \Lambda^2 \mathbb{E} \left[\frac{k}{k_0} \right] + \mathcal{O}(2^{-k}) \\
&= 4\Lambda^2 + \mathcal{O}(2^{-k})
\end{aligned}$$

and

$$\begin{aligned}
& \mathbb{E} \left[\frac{Z_i}{k_1/k} \mu_t - \frac{1-Z_i}{k_0/k} \mu_t \right] \mathbb{E} \left[\frac{Z_i}{k_1/k} \mu_{t+m} - \frac{1-Z_i}{k_0/k} \mu_{t+m} \right] \\
&= \mathbb{E} [\mu_t | Z_i = 1, k_1] \mathbb{E} [\mu_{t+m} | Z_i = 1, k_1] + \\
&\quad \mathbb{E} [\mu_t | Z_i = 0, k_1] \mathbb{E} [\mu_{t+m} | Z_i = 0, k_1] - \\
&\quad \mathbb{E} [\mu_t | Z_i = 1, k_1] \mathbb{E} [\mu_{t+m} | Z_i = 0, k_1] - \\
&\quad \mathbb{E} [\mu_t | Z_i = 0, k_1] \mathbb{E} [\mu_{t+m} | Z_i = 1, k_1] + \mathcal{O}(2^{-k}) \\
&\leq 4\Lambda^2 + \mathcal{O}(2^{-k}).
\end{aligned}$$

Thus,

$$(S13) \leq 8\Lambda^2 + \mathcal{O}(2^{-k}). \quad (S23)$$

Now we assemble the bounds on (S13) to obtain an upper bound on the second term of (S9). By (S21) and (S23),

$$\begin{aligned}
& \frac{1}{k^2(l-b)^2} \text{Var} \left[\mathbb{E} \left[\sum_{i=1}^k \sum_{t=b+1}^l \hat{\tau}_{(i-1)l+t} | W_{1:T}, S_{1:T} \right] \right] \\
&= \frac{1}{k^2(l-b)^2} \text{Var} \left[\sum_{i=1}^k \sum_{t=b+1}^l \mathbb{E} [\hat{\tau}_{(i-1)l+t} | W_{1:T}, S_{1:T}] \right] \\
&\leq \frac{1}{k^2(l-b)^2} \cdot \left\{ 8k(l-b)^2 \Lambda^2 + \frac{16k\Lambda^2 \exp(-b/t_{\text{mix}})}{(1 - \exp(-1/t_{\text{mix}}))^2} + \right. \\
&\quad \left. \frac{4\Lambda^2}{k-1} k(k-1)(l-b)^2 \right\} + \mathcal{O}(2^{-k}) \\
&= \frac{12\Lambda^2}{k} + \frac{16\Lambda^2 \exp(-b/t_{\text{mix}})}{(1 - \exp(-1/t_{\text{mix}}))^2} \cdot \frac{1}{k(l-b)^2} + \mathcal{O}(2^{-k}).
\end{aligned} \quad (S24)$$

Thus,

$$\begin{aligned}
\text{Var} [\hat{\tau}_{\text{DM}}^{(l,b)}] &\leq \frac{12\Lambda^2}{k} + \frac{16\Lambda^2 \exp(-b/t_{\text{mix}})}{(1 - \exp(-1/t_{\text{mix}}))^2} \cdot \frac{1}{k(l-b)^2} + \\
&\quad \frac{4\sigma^2}{k(l-b)} + \mathcal{O} \left(\frac{1}{k^2(l-b)} \right) + \mathcal{O}(2^{-k}).
\end{aligned} \quad (S25)$$

□

B Proof of Theorem 2

Using notation from (14) and (15), we start by decomposing our estimator as follows:

$$\begin{aligned}\hat{\tau}_{\text{DM}}^{(l,b)} &= \frac{1}{k} \sum_{i=1}^k \left[\frac{\bar{Y}_i(1)Z_i}{k_1/k} - \frac{\bar{Y}_i(0)(1-Z_i)}{1-k_1/k} \right] \\ &= \frac{1}{k} \sum_{i=1}^k \left[\frac{\bar{M}_i(1)Z_i}{k_1/k} - \frac{\bar{M}_i(0)(1-Z_i)}{1-k_1/k} \right] + \Delta^{(l,b)}, \\ \Delta^{(l,b)} &= \frac{1}{k} \sum_{i=1}^k \left[\frac{\{\bar{Y}_i(1) - \bar{M}_i(1)\} Z_i}{k_1/k} - \frac{\{\bar{Y}_i(0) - \bar{M}_i(0)\} (1-Z_i)}{1-k_1/k} \right].\end{aligned}\tag{S26}$$

Now, by Assumption 2 on mixing time,

$$\begin{aligned}|\bar{M}_i(w) - \bar{\mu}_i(w)| &= |\mathbb{E}[\bar{Y}_i | Z_i = w] - \mathbb{E}[\bar{Y}_i | Z_i = w, Z_{i-1} = w, \dots]| \\ &\leq \frac{1}{l-b} \sum_{t=(i-1)l+b}^{il} |\mathbb{E}[Y_t | Z_i = w] - \mathbb{E}[Y_t | Z_i = w, Z_{i-1} = w, \dots]| \\ &= \mathcal{O}_P\left(\frac{1}{l-b} \exp(-b/t_{\text{mix}})\right)\end{aligned}\tag{S27}$$

uniformly across $i = 1, \dots, k$ and $w = 0, 1$. Thus, continuing from (S26) and recalling (16), we see that

$$\begin{aligned}\hat{\tau}_{\text{DM}}^{(l,b)} &= \frac{1}{k} \sum_{i=1}^k \left[\frac{\bar{\mu}_i(1)Z_i}{k_1/k} - \frac{\bar{\mu}_i(0)(1-Z_i)}{1-k_1/k} \right] + \Delta^{(l,b)} + \mathcal{O}\left(\frac{e^{-b/t_{\text{mix}}}}{l-b}\right), \\ &= \tau_{\text{FATE}}^{(l,b)} + \Gamma^{(l,b)} + \Delta^{(l,b)} + \mathcal{O}\left(\frac{e^{-b/t_{\text{mix}}}}{l-b}\right), \\ \Gamma^{(l,b)} &= \frac{1}{k} \sum_{i=1}^k \left[\frac{\left(\mu_i(1) - \frac{1}{k} \sum_{i=1}^k \mu_i(1)\right) Z_i}{k_1/k} - \frac{\left(\mu_i(1) - \frac{1}{k} \sum_{i=1}^k \mu_i(0)\right) (1-Z_i)}{1-k_1/k} \right].\end{aligned}\tag{S28}$$

It remains to verify that $\Gamma^{(l,b)}$ and $\Delta^{(l,b)}$ are asymptotically jointly normal and independent. To do this, we note that $\Gamma^{(l,b)}$ is statistically equivalent to the error term of a difference-in-means estimator in a randomized trial under the Neyman [1923] model. Applying standard results developed in this setting [see, e.g., Li and Ding, 2017, Theorem 5] together with the fact that $k_1/k \rightarrow_{a.s.} 0.5$ immediately gives that

$$\sqrt{k} \Gamma^{(l,b)} \rightarrow_d \mathcal{N}(0, V_\tau),\tag{S29}$$

where $V_\tau = \lim_{k \rightarrow \infty} k \text{Var}[\Gamma^{(l,b)}]$. Meanwhile, below, we will use the Rosenblatt central limit theorem for strong mixing sequences [Rosenblatt, 1956, Davis et al., 2011] to verify that, for all sequences \mathbf{z}_k such that $\mathbf{z}_k \in \{0, 1\}^k$ and $\liminf_{k \rightarrow \infty} \sum_{i=1}^k z_{i,k}/k > 0$ as $k \rightarrow \infty$,

$$\sqrt{k} \Delta^{(l,b)} / \sqrt{\Sigma(\mathbf{z}_k)} \Big| Z_{1,k} = z_{1,k}, \dots, Z_{k,k} = z_{k,k} \rightarrow_d \mathcal{N}(0, 1),\tag{S30}$$

and $\Sigma(\mathbf{z}_k) \rightarrow_P \Sigma$ as $k \rightarrow \infty$. Since $\sum_{i=1}^k Z_{i,k}/k \rightarrow_{a.s.} 0.5$, $\Delta^{(l,b)}$ is asymptotically normal and mean-zero conditionally on $\Gamma^{(l,b)}$. Combining (S29) and (S30) with (S28) yields the desired result.

It now remains to verify (S30). Note that, conditionally on $Z_{1,k} = z_{1,k}, \dots, Z_{k,k} = z_{k,k}$,

$$\Delta^{(l,b)} = \frac{1}{k} \sum_{i=1}^k \left[(\bar{Y}_i(1) - \bar{M}_i(1)) \frac{k_1 z_{i,k}}{k} - (\bar{Y}_i(0) - \bar{M}_i(0)) \frac{k_0(1 - z_{i,k})}{k} \right]. \quad (\text{S31})$$

For $t = 1, \dots, kl$, define

$$D_i = (\bar{Y}_i(1) - \bar{M}_i(1)) \frac{k_1 z_{i,k}}{k} - (\bar{Y}_i(0) - \bar{M}_i(0)) \frac{k_0(1 - z_{i,k})}{k}. \quad (\text{S32})$$

Note that $\Delta^{(l,b)}$ can also be written as

$$\Delta^{(l,b)} = \frac{1}{k} \sum_{i=1}^k D_i.$$

To start with, we show that the mean-zero sequence $\{D_i\}_{i=1,\dots,k}$ satisfies the strong mixing condition, in the sense that

$$\sup_{1 \leq i \leq k} \sup_{A \in \mathcal{A}_i, B \in \mathcal{B}_{i+h}} |\mathbb{P}[A \cap B] - \mathbb{P}[A] \mathbb{P}[B]| \leq d(h), \quad (\text{S33})$$

where $\mathcal{A}_i = \sigma(S_{n:n \leq i}, \epsilon_{n:n \leq i})$, $\mathcal{B}_i = \sigma(S_{n:n \geq i}, \epsilon_{n:n \geq i})$, and $d(h) \rightarrow 0$ as $h \rightarrow \infty$. Again by the assumption on mixing time,

$$\begin{aligned} \sup_{A \in \mathcal{A}_i, B \in \mathcal{B}_{i+h}} |\mathbb{P}[A \cap B] - \mathbb{P}[A] \mathbb{P}[B]| &\leq \sup_{A \in \mathcal{A}_i, B \in \mathcal{B}_{i+h}} |\mathbb{P}[B|A] - \mathbb{P}[B]| \\ &\leq \sup_{s \in \mathcal{S}, B \in \mathcal{B}_{T, i+h}} |\mathbb{P}[B|S_{il} = s] - \mathbb{P}[B]| \\ &= \mathcal{O}(\exp(-hl/t_{\text{mix}})). \end{aligned} \quad (\text{S34})$$

Thus, $\{D_i\}_{i=1,\dots,k}$ satisfies the strong mixing condition.

Secondly, by the assumptions that $\text{Var}[\epsilon_t | S_t, W_t, S_{t-1}, W_{t-1}, \dots] \geq \sigma_0^2$ and $l - b = \mathcal{O}(1)$,

$$\begin{aligned} \text{Var}[k\Delta^{(l,b)}] &= \text{Var}\left[\sum_{i=1}^k D_i\right] \\ &\geq \frac{k}{l-b} \sigma_0^2 = \Omega(k). \end{aligned} \quad (\text{S35})$$

Thus, it remains to show that the fourth moment of $k\Delta^{(l,b)}$ is of order $\mathcal{O}(k^2)$. Note that

$$\begin{aligned} k^4 \mathbb{E}\left[\left(\Delta^{(l,b)}\right)^4\right] &= \mathbb{E}\left[\left\{\sum_{i=1}^k D_i\right\}^4\right] \\ &= \sum_i \mathbb{E}[D_i^4] + \sum_{i \neq j} \mathbb{E}[D_i^3 D_j] + \sum_{i \neq j} \mathbb{E}[D_i^2 D_j^2] + \\ &\quad \sum_{i \neq j \neq m} \mathbb{E}[D_i^2 D_j D_m] + \sum_{i \neq j \neq m \neq n} \mathbb{E}[D_i D_j D_m D_n]. \end{aligned} \quad (\text{S36})$$

To calculate the fourth order terms above, we start by noticing that $\{\bar{Y}_t(w) - \bar{M}_t(w)\}^x = \mathcal{O}(1)$, $x \leq 4$, $w \in \{0, 1\}$, due to the assumption that $|Y_t| \leq \Gamma_0$. Furthermore, for all $i < j$, $w \in \{0, 1\}$, similar to the calculation of upper bound on the variance in Section A,

$$\begin{aligned} |\mathbb{E} [\bar{Y}_j(w) | S_{il}] - \mathbb{E} [\bar{M}_j(w) | S_{il}]| &= |\mathbb{E} [\bar{Y}_j(w) | S_{il}] - \mathbb{E} [\bar{Y}_j(w)]| \\ &= \mathcal{O} \left(\exp \left(\frac{-(j-i)l + (l-b)}{t_{\text{mix}}} \right) \right). \end{aligned}$$

Without loss of generality, we consider the case where $t < s < m < n$ ⁴. From the two properties we obtained above,

$$\begin{aligned} \mathbb{E} [D_i^4] &= \mathcal{O}(1), \\ \mathbb{E} [D_i^3 D_j] &= \mathbb{E} [D_i^3 \mathbb{E} [D_j | S_{il}]] = \mathcal{O} \left(\exp \left(\frac{-(j-i)l + (l-b)}{t_{\text{mix}}} \right) \right), \\ \mathbb{E} [D_i^2 D_j^2] &= \mathbb{E} [D_i^2 \mathbb{E} [D_j^2 | \mathcal{F}_i]] = \mathcal{O} \left(\exp \left(\frac{-(j-i)l + (l-b)}{t_{\text{mix}}} \right) \right), \\ \mathbb{E} [D_i^2 D_j D_m] &= \mathbb{E} [D_i^2 \mathbb{E} [D_j \mathbb{E} [D_m | \mathcal{F}_j] | \mathcal{F}_i]] \\ &= \mathcal{O} \left(\exp \left(\frac{-(m-j)l + (l-b)}{t_{\text{mix}}} \right) \right) \cdot \mathcal{O} \left(\exp \left(\frac{-(j-i)l + (l-b)}{t_{\text{mix}}} \right) \right) \\ &= \mathcal{O} \left(\exp \left(\frac{-(m-i)l + 2(l-b)}{t_{\text{mix}}} \right) \right), \\ \mathbb{E} [D_i D_j D_m D_n] &= \mathbb{E} [D_i \mathbb{E} [D_j \mathbb{E} [D_m \mathbb{E} [D_n | \mathcal{F}_m] | \mathcal{F}_j] | \mathcal{F}_i]] \\ &= \mathcal{O} \left(\exp \left(\frac{-(n-m)l + (l-b)}{t_{\text{mix}}} \right) \right) \cdot \mathcal{O} \left(\exp \left(\frac{-(m-j)l + (l-b)}{t_{\text{mix}}} \right) \right) \\ &\quad \cdot \mathcal{O} \left(\exp \left(\frac{-(j-i)l + (l-b)}{t_{\text{mix}}} \right) \right) \\ &= \mathcal{O} \left(\exp \left(\frac{-(n-i)l + 3(l-b)}{t_{\text{mix}}} \right) \right). \end{aligned}$$

Putting everything together, we have (S36) = $\mathcal{O}(k \exp \{3(l-b)/t_{\text{mix}}\}) = \mathcal{O}(k^2)$ for that $l-b = \mathcal{O}(1)$. It then follows directly from Rosenblatt [1956] and Davis et al. [2011] that

$$\sqrt{k} \Delta^{(l,b)} / \sqrt{\Sigma(\mathbf{z}_k)} \mid Z_{1,k} = z_{1,k}, \dots, Z_{k,k} = z_{k,k} \rightarrow_d \mathcal{N}(0, 1),$$

as $k \rightarrow \infty$, and since $k_1/k \rightarrow_{a.s.} 0.5$ as $k \rightarrow \infty$,

$$\begin{aligned} \Sigma(\mathbf{z}_k) &= \frac{(k_1/k)^2}{k^2} \text{Var} \left[\sum_{i=1}^k (\bar{Y}_i(1) - \bar{M}_i(1)) Z_i \right] + \frac{(k_0/k)^2}{k^2} \text{Var} \left[\sum_{i=1}^k (\bar{Y}_i(0) - \bar{M}_i(0)) (1 - Z_i) \right] \\ &\rightarrow_p \Sigma. \end{aligned} \tag{S37}$$

⁴In other cases, it is easy to show that those moments can also be bounded with similar terms of same orders.