

Evolution of close binary systems parameter distributions

Dugasa Belay Zeleke¹, Seblu Humne Negu¹, Oleg Yu. Malkov²

¹ Ethiopian Space Science and Technology Institute (ESSTI), Entoto Observatory and Research Center (EORC), Astronomy and Astrophysics Research and Development Department, P. O. Box 33679 Addis Ababa, Ethiopia. *dugasa32@gmail.com, seblu1557@gmail.com*

² Institute of Astronomy, Russian Academy of Sciences, 48 Pyatnitskaya St., Moscow 119017, Russia. *malkov@inasan.ru*

Received 20xx month day; accepted 20xx month day

Abstract In this paper, we investigate the orbital and stellar parameters of low- and intermediate-mass close binary systems. We use models, presented in the catalogue of (Han et al. 2000) and calculate parameters of accretors. We also construct distributions of systems along luminosity, semi-major axis and angular momentum, and make some conclusions on their evolution with time. We made a comparison of the results with observational data and it shows a good agreement. The set of theoretical models published in (Han et al. 2000) quite adequately describes the observational data and, consequently, can be used to determine the evolutionary path of specific close binary systems, their initial parameters values and final stages.

Key words: Binaries: close binary, low mass, angular momentum, orbital and stellar parameters

1 INTRODUCTION

The evolution of binary stars is similar to that of single stars unless there is some form of mass transfer between the two stars. Individual stars are not affected by the presence of a companion if the binary orbit is

wide enough, so standard stellar evolution theory is all that is required to describe their evolution. However, if the stars get close enough, they can interact, with consequences for the stars evolution and orbit. Close binary evolution has been observed in many systems, including cataclysmic variables, X-ray binaries, and Algols, as well as in the presence of stars such as blue stragglers, which cannot be explained by single star evolution.

The majority of stars are binary or multiple systems (Duquennoy & Mayor 1991; Raghavan et al. 2010). Those stars in interacting binary systems exchange mass and angular momentum through material transfer between the two stars, and the systems as a whole may lose both mass and angular momentum when the material is ejected from the systems.

In binary systems mass transfer will proceed with different stellar evolution models (Shore 1994). In a close binary system, mass transfer usually occurs via Roche lobe overflow (RLOF), in which the primary star begins to transfer material to its companion star once it fills its Roche lobe (Kopal 1959; Paczynski 1971; Eggleton 1983) and if one of the stars ejects much of its mass in the form of stellar wind. The mass transfer from one star to another causes the angular momentum and orbital period of these systems. There are two mechanisms of mass transfer between the components of close binaries. These are conservative mass transfer, in which both the binary's mass and angular momentum are conserved, and nonconservative mass transfer, in which both the binary's mass and angular momentum decay with time. As a result, there are observational evidences for both conservative and nonconservative mass transfer in close binaries (Podsiadlowski et al. 2001; Yakut 2006; Manzoori 2011; Pols 2012). More recent discussions on observational proves of conservative and non-conservative scenarios of mass transfer can be found in (Qian et al. 2020; Dervisoglu et al. 2018; Peters et al. 2021; Vidante and Malasan 2022; Miszuda et al. 2022), while these and other problems related to the evolution of close binaries are reviewed in (Tutukov and Cherepashchuk 2020; Offner et al. 2022).

If one star loses mass via a stellar wind, the companion may accrete some of the material, and affecting the orbit. In these systems, the tidal interaction plays an important role in changing the orbit of a close binary system. The degree of interaction is critically dependent on the stellar radius to the star separation ratio (Zahn 1977; Hut 1981). As the binary approaches an equilibrium state of minimum energy, tide can synchronize the spin of the stars with the orbit and circularize an eccentric orbit. The existence of a companion introduces a tidal, which acts to elongate the star along the line between the centers of mass, resulting in tidal bulges. As noted by (Hurley et al. 2002) if the rotational period of the stars is shorter than the orbital period, frictional forces on the star's surface will drag the bulge axis ahead of the line of centres.

In this paper, we concentrate on determining the angular momentum and orbital period evolution of close binary systems at various events, such as the starting of RLOF, the minimum luminosity during RLOF and the end of the last episode of RLOF from the catalogs of (Han et al. 2000). Then, in order to determine the evolution of close binary systems, we examine the orbital and stellar parameters of close binary systems such as semi-major axis, mass, luminosity, effective temperature, and radius of the accretor stars in the range of masses of the donor between $0.212M_{\odot}$ and $7.943M_{\odot}$ and mass of accretor between $0.25M_{\odot}$ to $14.281M_{\odot}$.

The goal of this paper is to determine the angular momentum and orbital period evolution of close binary stars from catalog of (Han et al. 2000). We will look at the angular momentum, semi-major axis, mass, luminosity, effective temperature, and radius of accretor stars. Finally, we present the statistical analysis as well as the comparison with observations. The paper is structured as follows. The basic mathematical formulations for orbital and stellar parameters of these systems are presented in Section (2), and the analysis of data is presented in Section (3). Finally, in Section (4) we make our conclusions

2 EVOLUTIONS OF CLOSE BINARY SYSTEMS

2.1 Basic Assumptions

In this paper, we look at close binary systems with accretor masses M_a , donor masses M_d , and the total mass of star which is, $M_t = M_a + M_d$, and volume equivalent radii of R_a and R_d . We assume that each star's mass is distributed spherically symmetrically. The binary is assumed to be in a circular Keplerian orbit with semi-major axis a , orbital angular velocity Ω_{orb} and orbital period, P_{orb} , at initial phase.

2.2 Angular momentum evolution

The matter is transferred between the components in the binary systems, and the orbital period is changed as a result of the angular momentum redistribution between the two stars. Orbital angular momentum of the binary system with a circular orbit is given by

$$J_{orb} = M_a M_d \sqrt{\frac{Ga}{M_t}} \quad (1)$$

where a is semi-major axis, G is universal gravitational constant and M_t is the total mass of the stars.

The total mass of the stars in terms of the mass of accretor and mass ratio can be written as

$$M_t = M_a(1 + q) \quad (2)$$

where $q = \frac{M_d}{M_a}$, which is the mass ratio of the system.

Substituting Eq. (2) into Eq. (1) the orbital angular momentum can be given as

$$J_{orb} = M_a M_d \left(\frac{Ga}{M_a(1+q)} \right)^{\frac{1}{2}} \quad (3)$$

Hence, the semi-major axis of these systems will be obtained by:

$$a = \left(\frac{GP_{orb}^2(M_a(1+q))}{4\pi^2} \right)^{\frac{1}{3}}. \quad (4)$$

As noted by (Negu & Tessema 2015), the angular momentum stored in the rotation of the two stars is negligible in comparison to the orbital angular momentum, so Eq. (3) approximates the angular momentum to the binary. We obtain a general expression for orbital evolution by differentiating Eq. (3):

$$2 \frac{\dot{J}_{orb}}{J_{orb}} = \frac{\dot{a}}{a} + 2 \frac{\dot{M}_a}{M_a} + 2 \frac{\dot{M}_d}{M_d} - \frac{\dot{M}_a + \dot{M}_d}{M_a(1+q)}, \quad (5)$$

where \dot{J}_{orb} denotes angular momentum loss from the binary, which can be caused by gravitational wave radiation or mass loss from the binary as a whole or from the component stars.

The total mass and angular momentum of the binary systems are conserved in the case of conservative mass transfer. Hence, we can set $\dot{J}_{orb} = 0$ and $\dot{M}_a = -\dot{M}_d$. Then, Eq. (5) reduced to:

$$\frac{\dot{a}}{a} = 2 \left(\frac{M_d}{M_a} - 1 \right) \frac{\dot{M}_d}{M_d}, \quad (6)$$

Eq. (6) tells us that, when $\dot{M}_d < 0$, the orbit shrinks ($\dot{a} < 0$) as long as $M_d > M_a$ the orbit and expands when $M_d < M_a$ (Paczynski 1971).

2.3 Stellar parameters relations for close binary stars

The relationship between a star's mass and luminosity is a fundamental law that is used in many fields of astrophysics. It is particularly important in the construction of the initial mass function from the luminosity function of stars (Malkov et al. 1997).

In these systems, the mass-luminosity relationship of the stars is determined by

$$L \propto M^n \quad (7)$$

with a different range of n that can be used to determine the stage of close binary stars, which is dependent on the mass of the stars.

In accordance with (Duric 2004), the accretor star's luminosity can be calculated with

$$L_a = L_\odot \left(\frac{M_a}{M_\odot} \right)^4 \quad (8)$$

The mass-radius relation can also be expressed over a wide range of stellar masses as:

$$R \propto M^n \quad (9)$$

with various n ranges that can be used to determine the stage of close binary stars. As noted by (Bonnell & Bate 2005), we can express the accretor star's radius in terms of solar mass and radius:

$$R_a = R_\odot \left(\frac{M_a}{M_\odot} \right)^{0.8} \quad (10)$$

A comparison of theoretical and empirical stellar mass-radius relations can be found in (Malkov 2007; Eker et al. 2015).

The star's luminosity can be also expressed as follows:

$$L = 4\pi R^2 \sigma T_{\text{eff}}^4 \quad (11)$$

where σ denotes the Stefan-Boltzmann constant and T_{eff} denotes the effective temperature of the stars. Consequently, using Eq. (11) the effective temperature of the accretor star can be obtained by:

$$T_a = \left(\frac{L_a}{4\pi R_a^2 \sigma} \right)^{\frac{1}{4}}. \quad (12)$$

3 ANALYSIS OF DATA FOR LOW AND INTERMEDIATE-MASS CLOSE BINARIES

3.1 Stellar parameters and comparison with observations

Here we analyse data for donors and accretors of low and intermediate-mass close binaries from catalogue of (Han et al. 2000) and compare them with observational data. Astrophysical parameters of donors are given in (Han et al. 2000), accretors' masses were calculated from donors' masses and mass ratio q . Luminosity and radius of accretors were estimated with Eqs. (8) and (10), respectively, and temperature was calculated from (12).

We study results of calculations made by (Han et al. 2000) for three events, namely, (a) the beginning of RLOF, (b) minimum luminosity during RLOF, and (c) the end of the last episode of RLOF, hereafter a-event, b-event and c-event.

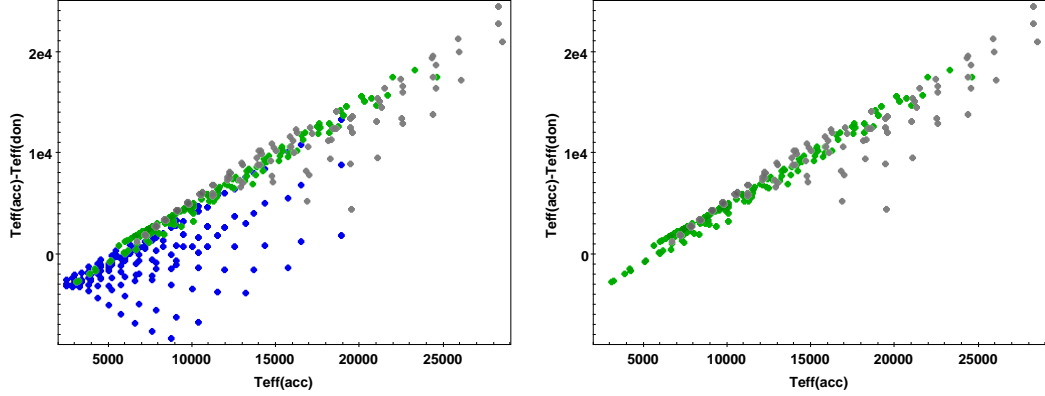


Fig. 1: Effective temperatures of accretors and donors of systems from (Han et al. 2000). Blue, green and grey colors represent stars at the beginning of RLOF (a-event), at minimum luminosity during RLOF (b-event), and at the end of the last episode of RLOF (c-event). Left panel: all three events, right panel: all events except the first.

First, analyzing T_{eff} of accretors and donors (Fig. 1), we should note that, except for a-events, the “temperature – temperature” relation for cool stars $T_{\text{eff}} < 14000$ K can be satisfactorily approximated by

$$T_{\text{eff}}(\text{acc}) - T_{\text{eff}}(\text{don}) = 0.99 \times T_{\text{eff}}(\text{acc}) - 5260K \quad (13)$$

This relation is in an excellent agreement with the relation found by (Malkov 2021) for 119 systems, included in the comprehensive list of semi-detached double-lined eclipsing binaries:

$$T_{\text{eff}}(\text{acc}) - T_{\text{eff}}(\text{don}) = 0.9 \times T_{\text{eff}}(\text{acc}) - 4000K \quad (14)$$

Stars in the beginning of RLOF (a-event) do not satisfy this relation. This is not surprising, as this stage is very short-lived and therefore is extremely rarely observed. Consequently, such stars are not included in the catalogue of (Malkov 2021).

Distribution of T_{eff} for donors (left) and accretors (right) is shown in Fig. 2. These distributions demonstrate a good agreement with ones constructed from observational data for semi-detached double-lined eclipsing binaries (Malkov 2020), shown as pink histograms in Fig. 2. The time it takes for a close binary star to go from a-event to b-event is quite short, so almost all known semi-detached systems are observed between b-event and c-event (see also Fig. 4, right panel). That is why the observational distributions are qualitatively consistent with theoretical ones, and the positions of the maximum for observed temperatures are close to the theoretical ones.

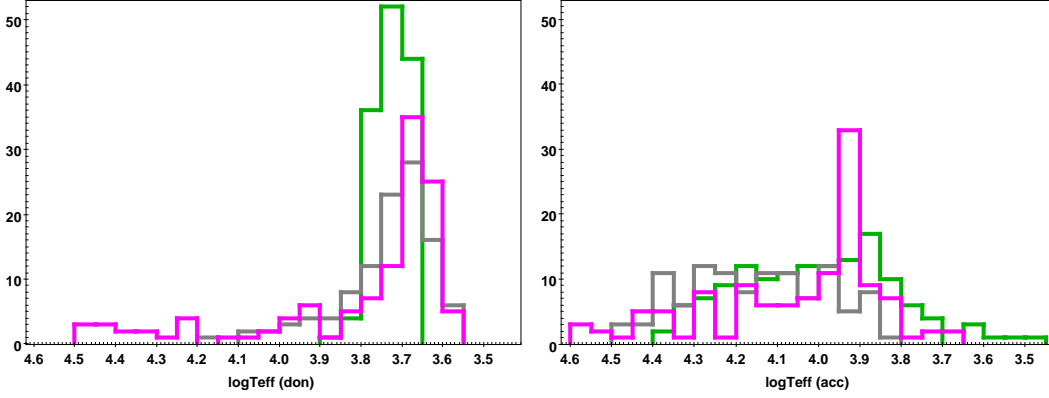


Fig. 2: Effective temperatures of donors (left) and accretors (right) of systems from (Han et al. 2000). Green and grey colors represent stars at minimum luminosity during RLOF (b-event), and at the end of the last episode of RLOF (c-event), respectively. Observational data for semi-detached double-lined eclipsing binaries from (Malkov 2020) are shown as pink histograms. Note that the X-axes are flipped.

Fig. 3 demonstrates luminosities of donors and accretors for systems from (Han et al. 2000). An agreement with observational data (see Fig. 5 in (Malkov 2020)) is less satisfactory, as the majority of observational points lie on or below the $L_{\text{don}} = L_{\text{acc}}$ line. The paucity of observational data above that line, however, can be explained. A grey point group in the upper right represent the most luminous (i.e., most massive) stars that are extremely rare in the solar neighbourhood. Green points are pairs with relatively large mass ratio q , and, consequently, large magnitude difference prevents such stars from being detected as spectroscopic binaries.

It is interesting also to look at the mass ratio $q = M_{\text{don}}/M_{\text{acc}}$ distribution of systems, included in the catalogue of (Han et al. 2000) (Fig. 4, left panel). Systems at the end of the last episode of RLOF (c-event) demonstrate a sharp maximum at $q \sim 0.1$ while distribution of b-event systems (minimum luminosity during RLOF) is bimodal one (left panel). There is a sharp maximum at $q \sim 0.7$ and a broader one at $q \sim 2.1$ (note a logarithmic scale for x-axis).

“Large- q ” group comprises initially relatively close systems with low-mass accretor. During their evolution donors relatively quickly attain minimum luminosity (the time elapsed between a-event and b-event is minimal for these systems) so that hydrogen abundance at donor’s surface has no time to change from its initial value $H = 0.7$, according to (Han et al. 2000) data. Meanwhile their further evolution slows down significantly (c-events for these systems are not reached in the calculations of (Han et al. 2000)).

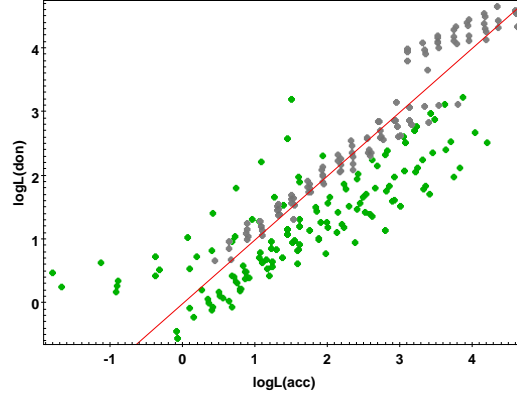


Fig. 3: Luminosities of donors and accretors of systems from (Han et al. 2000). Colors are as in Fig. 2. The one-to-one relation is also shown as a thin red line, for reference.

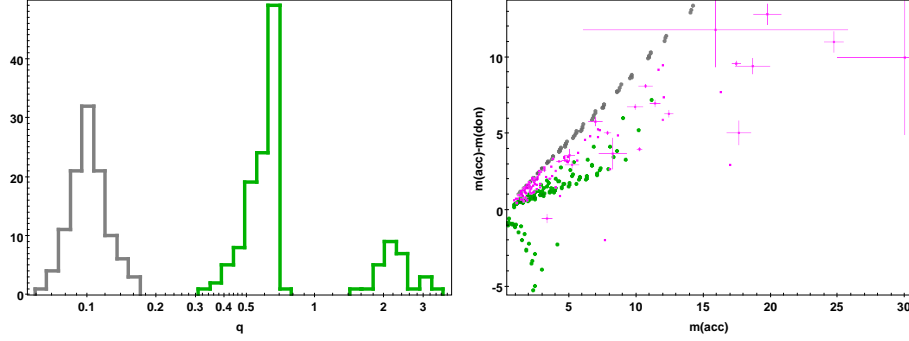


Fig. 4: Mass ratio $q = M_{don}/M_{acc}$ and masses of systems from (Han et al. 2000). Green and grey colors represent stars at minimum luminosity during RLOF (b-event), and at the end of the last episode of RLOF (c-event), respectively. Left panel: distribution of q (note a logarithmic scale for q -axis), right panel: donor-accretor mass relation. Observational data for semi-detached double-lined eclipsing binaries from (Malkov 2021) are shown as pink dots, with observational errors.

A gap between these two maximums is a consequence of the discreteness of the calculation grid. (Han et al. 2000) did the calculations for the initial q values of 1, 1.5, 2, 3, 4. All pairs with initial $q_{ini} = 4$ are located in the $q \sim 2.1$ maximum, while all pairs with initial $q_{ini} = 3$ (with two exceptions) or less are located in the $q \sim 0.7$ maximum. The observation points (Fig. 4, right panel) are located between the b-event and c-event points, because, as mentioned above, the transition of the star from a-event to b-event is very fleeting.

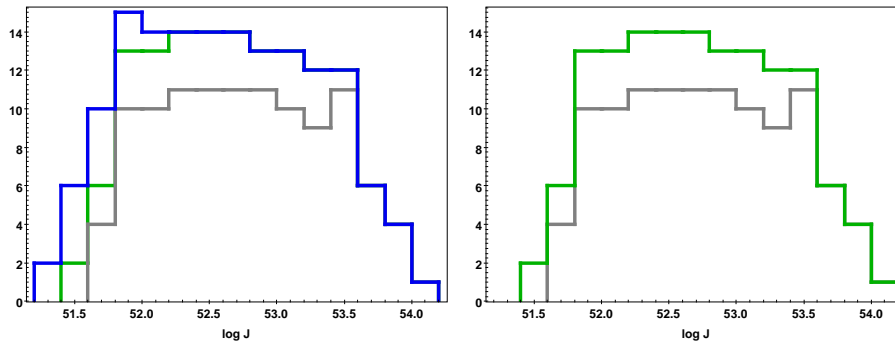


Fig. 5: Angular momentum of systems from (Han et al. 2000). Blue, green and grey colors represent stars at the beginning of RLOF (a-event), at minimum luminosity during RLOF (b-event), and at the end of the last episode of RLOF (c-event). Left panel: all three events, right panel: all events except the first.

3.2 Evolution of stellar parameters

It is advisable to study the behaviour of an ensemble of stars, modeled by (Han et al. 2000). Fig. 5 shows evolution of angular momentum J , calculated according to (3). The b-event and c-event distributions look similar, and they are what we should get from observations, as they are relatively long evolutionary stages. Contrary, the “initial” (a-event) distribution differs significantly from two others. The increase of the angular momentum from the stage when stars are at the beginning of RLOF (a-event) to the subsequent stages, can be easily explained. In the process of the binary evolution with mass exchange, the masses of components become comparable, which, with a fixed sum of masses, increases their product (see Eq. (2)). It should be taken into account when one restores an initial J -distribution from observations.

Analyzing of evolution of total luminosity of the systems $L_{\text{tot}} = L_{\text{don}} + L_{\text{acc}}$ (see Fig. 6), one can see that distributions for a-event and b-event look similar, while c-event distribution demonstrates an excess of high luminous systems. This is because the b-event, by definition, corresponds to the minimum luminosity, and at later stages the luminosity of the system begins to increase. On the one hand, this makes them easier to detect in this evolutionary stage (c-event), but on the other hand, such systems, being massive, should not be too common in the solar vicinity.

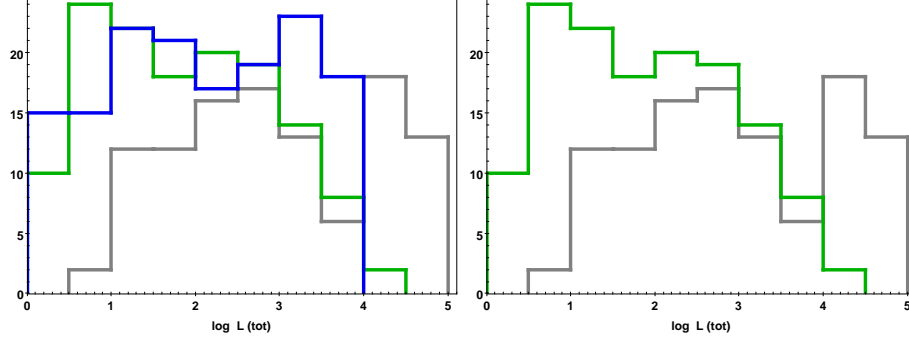


Fig. 6: Total luminosity of systems from (Han et al. 2000). Colors and panels content are as in Fig. 5.

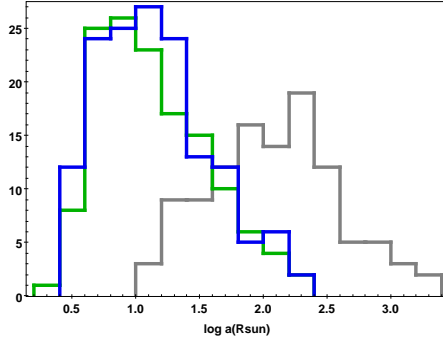


Fig. 7: Semi-major axis of systems from (Han et al. 2000). Colors are as in Fig. 5.

Finally, semi-major axis (a) distributions (see Fig. 7) demonstrate a quite understandable excess of wide pairs among well evolved c-event systems. A study of evolution of semi-major axis (a) distribution allows predictions to be made about the frequency of such systems among resolved spectroscopic binaries (RSB), systems demonstrated spectral lines shift and, at the same time, observed with interferometric techniques. Minimum a value of a close system to be resolved is about $15 R_{\odot}$, so the majority of systems at c-event and some of the systems at the earlier events can be in principal observed as RSB. This means that among the systems detected as RSB, there may be pairs just after or even at the mass exchange stage.

4 CONCLUSION

For models of low- and intermediate-mass close binary stars, listed in the catalogue of (Han et al. 2000), we have estimated parameters of accretors, using catalogued data on donors and assuming that accretors

satisfy main sequence relations. The results were compared with observational data, collected and discussed in (Malkov 2020) and (Malkov 2021). We can draw the following conclusions.

The set of theoretical models published in (Han et al. 2000) quite adequately (taking into account the observational selection effects) describes the observational data and, consequently, can be used to determine the evolutionary path of specific close binary systems, their initial parameters values and final stages. Theoretical and observational results for effective temperature and mass show a good agreement. Derived relation between effective temperatures of donor and accretor can be used for estimation of the former assuming that accretor is still a MS-star. Results for luminosity show a worse agreement, and we have explained this by selection effects. In general, we have shown that observed parameters (in particular, mass ratio q) can tell us a lot about origin and current evolutionary state of the system.

Study of distributions of the systems on luminosity, semi-major axis and angular momentum, and their evolution with time allow us to give some suggestions on the connection between initial and present-day distributions, as well as to make some assumptions on a presence of interacted binary stars among resolved spectroscopic binaries.

Acknowledgements We are grateful to our reviewer whose constructive comments greatly helped us to improve the paper. We thank Ethiopian Space Science and Technology Institute, Entoto Observatory and Research Center and Astronomy and Astrophysics Research and Development Department for supporting this research. This research has made use of SAO/NASA Astrophysics Data System.

References

- Bonnell, I.A., Bate, M.R., 2005. Binary systems and stellar mergers in massive star formation. *Monthly Notices of the Royal Astronomical Society* 362, 915-920.
- Dervisoglu, A., Pavlovski, K., Lehmann, H., Southworth, J., Bewsher, D., 2018. Evidence for conservative mass transfer in the classical Algol system delta Librae from its surface carbon-to-nitrogen abundance ratio. 481, 5660-5674. 1810.01465.
- Duquennoy, A., Mayor, M., 1991. Multiplicity among solar-type stars in the solar neighbourhood. Distribution of the orbital elements in an unbiased sample. *Astron. Astrophys.* 248, 485-524.
- Duric, N., 2004. *Advanced astrophysics*. Cambridge University Press.
- Eggleton, P.P., 1983. Approximations to the radii of roche lobes. *The Astrophysical Journal* 268, 368.
- Eker, Z., Soydugan, F., Soydugan, E. et al. 2015. Main-sequence effective temperatures from a revised mass-luminosity relation based on accurate properties. *The Astronomical Journal* 149, 131.

- Han, Z., Tout, C.A., Eggleton, P.P., 2000. Low-and intermediate-mass close binary evolution and the initial-final mass relation. *Monthly Notices of the Royal Astronomical Society* 319, 215-222.
- Hurley, J.R., Tout, C.A., Pols, O.R., 2002. Evolution of binary stars and the effect of tides on binary populations. *Monthly Notices of the Royal Astronomical Society* 329, 897-928
- Hut, P., 1981. Tidal evolution in close binary systems. *Astronomy and Astrophysics* 99, 126-140.
- Kopal, Z., 1959. Close binary systems. The International Astrophysics Series, London: Chapman & Hall, 1959 .
- Malkov, O.Y., 2007. Mass-luminosity relation of intermediate-mass stars. *Monthly Notices of the Royal Astronomical Society* 382, 1073-1086
- Malkov, O.Y., Piskunov, A., Shpil’kina, D., 1997. Mass-luminosity relation of low mass stars. *Astronomy and Astrophysics* 320, 79-90.
- Malkov, O.Y., 2020. Semidetached double-lined eclipsing binaries: Stellar parameters and rare classes. *Monthly Notices of the Royal Astronomical Society* 491, 5489-5497
- Malkov, O.Y., 2021. Comprehensive list of semi-detached double-lined eclipsing binaries with Gaia DR2 data. *Astronomical and Astrophysical Transactions* 32, 111-116
- Manzoori, D., 2011. Mass transfer, and effects of magnetic fields on the mass transfer in close binary system. *Advanced Topics in Mass Transfer* , 163.
- Miszuda, A., Ko łaczek-Szymanski, P.A., Szewczuk, W., Daszynska-Daszkiewicz, J., 2022. The eclipsing binary systems with delta Scuti component - II. *AB Cas.* 514, 622-639. 2204.12532.
- Negu, S.H., Tessema, S.B., et al., 2015. Mass transfer in binary stellar evolution and its stability. *International Journal of Astronomy and Astrophysics* 5, 222.
- Offner, Stella S. R., Moe, Maxwell, Kratter, Kaitlin M., Sadavoy, Sarah I., Jensen, Eric L. N., Tobin, John J., 2022, The Origin and Evolution of Multiple Star Systems. arXiv e-prints, arXiv:2203.10066.
- Paczynski, B., 1971. Evolutionary processes in close binary systems. *Annual Review of Astronomy and Astrophysics* 9, 183-208.
- Peters, Geraldine J., Gayley, Ken, Ignace, Richard, Jones, Carol E., Naze, Yael, St-Louis, Nicole, Stevance, Heloise, Vink, Jorick S., Richardson, Noel D., Hoffman, Jennifer L., Lomax, Jamie R., Shenar, Tomer, Fullard,rew G., Scowen, Paul A., 2021, Ultraviolet Spectropolarimetry with Polstar: Conservative and Nonconservative Mass Transfer in OB Interacting Binaries. arXiv e-prints, arXiv:2111.14047.
- Podsiadlowski, P., Rappaport, S., King, A., D’Antona, F., Burderi, L., 2001. Evolution of binary and multiple star systems; a meeting in celebration of Peter Eggleton’s 60th birthday, in: *Evolution of Binary and*

Multiple Star Systems.

Pols, O., 2012. Lecture notes on binary stars. Department of Astrophysics/IMAPP, Radboud University Nijmegen, The Netherlands

Qian, S.B., Zhu, L.Y., Liu, L., Zhang, X.D., Shi, X.D., He, J.J., Zhang, J., 2020. Contact binaries at different evolutionary stages. *Research in Astronomy and Astrophysics* 20, 163.

Raghavan, D., McAlister, H.A., Henry, T.J., Latham, D.W., Marcy, G.W., Mason, B.D., Gies, D.R., White, R.J., Theo, A., 2010. A survey of stellar families: multiplicity of solar-type stars. *The Astrophysical Journal Supplement Series* 190, 1.

Shore, S.N., 1994. Observations and physical processes in binary stars, in: *Interacting Binaries*. Springer, pp. 1-133.

Tutukov, A.V., Cherepashchuk, A.M., 2020. Evolution of close binary stars: theory and observations. *Physics Uspekhi* 63, 209-244.

Vidante, C., Malasan, H.L., 2022. Conservative mass transfer on eclipsing binary AE Phe from O-C diagram analysis, in: *Journal of Physics Conference Series*, p. 012005.

Yakut, K., 2006. An observational study of unevolved close binary stars .

Zahn, J.P., 1977. Tidal friction in close binary stars. *Astronomy and Astrophysics* 57, 383-394.