

Distributed Differentially Private Control Synthesis for Multi-Agent Systems with Metric Temporal Logic Specifications

Nasim Baharisangari and Zhe Xu

Abstract— In this paper, we propose a distributed differentially private receding horizon control (RHC) approach for multi-agent systems (MAS) with metric temporal logic (MTL) specifications. In the MAS considered in this paper, each agent privatizes its sensitive information from other agents using a differential privacy mechanism. In other words, each agent adds privacy noise (e.g., Gaussian noise) to its output to maintain its privacy and communicates its noisy output with its neighboring agents. We define two types of MTL specifications for the MAS: agent-level specifications and system-level specifications. Agents should collaborate to satisfy the system-level MTL specifications with a minimum probability while each agent must satisfy its own agent-level MTL specifications at the same time. In the proposed distributed RHC approach, each agent communicates with its neighboring agents to acquire their noisy outputs and calculates an estimate of the system-level trajectory. Then each agent synthesizes its own control inputs such that the system-level specifications are satisfied with a minimum probability while the agent-level specifications are also satisfied. In the proposed optimization formulation of RHC, we directly incorporate Kalman filter equations to calculate the estimates of the system-level trajectory, and we use mixed-integer linear programming (MILP) to encode the MTL specifications as optimization constraints. Finally, we implement the proposed distributed RHC approach in a case study.

I. INTRODUCTION

In multi-agent systems (MAS), it is common that agents collaborate to accomplish different types of system-level tasks through communication with each other, where the communication occurs among the agents that are neighbors [1]. Distributed control of an MAS, in comparison with centralized control has the advantages of scalability and fast computing [2] [3] [4] [5]. Furthermore, the centralized control can be computationally expensive, and if the central control unit fails, then the whole system may fail. In comparison, distributed control has a better potential in fault tolerance [6]. Distributed control has been used in many applications such as mobile robots [7] and autonomous underwater vehicles (AUVs) [8].

In an MAS, it is possible that while the agents are cooperating to satisfy system-level tasks through communication, each agent should protect its sensitive information (e.g., actual position state) from its neighboring agents [9]. In such situations, *differential privacy* can be employed to protect the privacy of the agents in an MAS. Differential privacy ensures that an adversary is not able to deduce an agent's sensitive information while allowing decision making on system level [10] [11] [12]. For dynamical systems (e.g., multi-agent

systems), differential privacy protects the privacy of each agent by adding *differential privacy noise* (e.g., Gaussian noise) to the trajectories containing sensitive information such that an adversary is not able to deduce the privatized trajectories [9].

Metric temporal logic (MTL) can be used to define different complicated tasks for an MAS due to being expressive and human-interpretable [13] [14]. MTL is one type of temporal logics which is defined over real-valued data in discrete time domain [15]. In addition, MTL is amenable to formal analysis, and these advantages make MTL a good candidate to define complicated tasks, such as collision avoidance [16], in the form of MTL formulas [17] [18] [19].

In the MAS considered in this paper, the agents collaborate with each other to satisfy system-level tasks while protecting their privacy and satisfying their own agent-level tasks at the same time, where the tasks are defined in the form of MTL formulas and each agent incorporates differential privacy to privatize its trajectory containing sensitive information. For satisfying the system-level tasks, each agent calculates an estimate of the system-level trajectory. First, each agent communicates with its neighboring agents to acquire their noisy outputs. Then, each agent employs Kalman filter to compute the estimates of the states of its neighboring agents and use the estimated information to estimate the system trajectory. In the next step, each agent uses receding horizon control (RHC) to synthesize control inputs for satisfying the system-level tasks and the agent-level tasks.

Contributions: We summarize our contributions as follows. (a) We propose a distributed differentially private receding horizon control (RHC) formulation for an MAS which is considered a stochastic dynamic system with MTL specifications. (b) In the proposed approach, we directly incorporate Kalman filter equations in the optimization formulation of RHC to account for the uncertainties stemming from differential privacy. In the proposed optimization formulation, we employ a *one-step ahead predication* of the noisy outputs to be used in the Kalman filter equations. (c) In the proposed distributed RHC, by assigning individual tasks in addition to system-level tasks, we utilize a higher portion of the capacity of each agent in accomplishing different tasks.

II. PRELIMINARIES

In this section, we explain the notations, definitions, and concepts that we use in this paper. Table I shows the important notations that we use in this section and the following sections.

Nasim Baharisangari and Zhe Xu are with the School for Engineering of Matter, Transport and Energy, Arizona State University, Tempe, AZ 85287. {nbaharis, xzhel}@asu.edu (Corresponding author: Zhe Xu)

A. System Dynamics and Features of Multi-Agent Systems

In this paper, an MAS consisting of $|\mathcal{Z}|$ agents moves in a bounded environment $\mathcal{S} \subseteq \mathbb{R}^{|\mathcal{D}|}$, where \mathcal{Z} denotes the set of the agents in the MAS, $|\mathcal{Z}|$ denotes the cardinality of \mathcal{Z} , and $\mathcal{D} = \{d_1, d_2, \dots, d_{|\mathcal{D}|}\}$ with $|\mathcal{D}|$ being the cardinality of the set \mathcal{D} . We represent the system dynamics of this MAS in the finite discrete time domain $\mathbb{T} = \{1, 2, \dots, \tau\}$ (where $\tau \in \mathbb{N} = \{1, 2, \dots\}$) with Eq. (1).

$$\mathbf{s}[t] = \mathbf{A}\mathbf{s}[t-1] + \mathbf{B}\mathbf{u}[t-1], \quad (1)$$

where $\mathbf{s}[t] = [(s_1[t])^T, (s_2[t])^T, \dots, (s_{|\mathcal{Z}|}[t])^T]^T$ is the vector of the states of the agents in the MAS at time step t and $s_i[t] = [s_{i,d_1}[t], s_{i,d_2}[t], \dots, s_{i,d_{|\mathcal{D}|}}[t]]^T$ (where $i \in \mathcal{Z}$) denotes the state of agent i at time step t ; $\mathbf{u}[t-1] = [(u_1[t-1])^T, (u_2[t-1])^T, \dots, (u_{|\mathcal{Z}|}[t-1])^T]^T$ is the vector of the control inputs at time step $t-1$ and $u_i[t-1] = [u_{i,d_1}[t-1], u_{i,d_2}[t-1], \dots, u_{i,d_{|\mathcal{D}|}}[t-1]]^T$ is the control input vector of agent i at time step $t-1$, and \mathbf{A} and \mathbf{B} are $|\mathcal{Z}| \times |\mathcal{Z}|$ diagonal time-invariant matrices. The dynamics equation of agent i can be expressed as $s_i[t] = \mathbf{A}_{i*} s_i[t-1] + \mathbf{B}_{i*} u_i[t-1]$, where $s_i[t] \in \mathcal{S}$ and $u_i[t-1] \in \mathcal{U} = \{u \mid \|u\|_\infty \leq u_{\max}\}$ for all $i \in \mathcal{Z}$ and for all $t \in \mathbb{T}$, and \mathbf{A}_{i*} and \mathbf{B}_{i*} refer to the i -th row of matrix \mathbf{A} and \mathbf{B} , respectively.

Definition 1. We define the **system-level** trajectory η as a function $\eta : \mathbb{T} \rightarrow \mathcal{S}$ to denote evolution of the average of the states of all the agents in the MAS within a finite time horizon defined in the discrete time domain \mathbb{T} and we define $\eta[t] := \frac{1}{|\mathcal{Z}|} \sum_{i=1}^{|\mathcal{Z}|} s_i[t]$. We also define the **agent-level** trajectory s_i as a function $s_i : \mathbb{T} \rightarrow \mathcal{S}$ to denote the evolution of the state of each agent i within a finite time horizon defined in the discrete time domain \mathbb{T} .

In this paper, we represent the topology of the MAS with an undirected graph G that is time-invariant.

Definition 2. We denote an undirected graph by $G = (\mathcal{C}, \mathcal{E})$, where $\mathcal{C} = \{c_1, c_2, \dots, c_{n_{\mathcal{C}}}\}$ is a finite set of nodes, $\mathcal{E} = \{e_{1,2}, e_{1,3}, \dots, e_{1,n_{\mathcal{E}}}, e_{2,3}, \dots, e_{n_{\mathcal{E}}-1, n_{\mathcal{E}}}\}$ is a finite set of edges, and $n_{\mathcal{C}}, n_{\mathcal{E}} \in \mathbb{N} = \{1, 2, \dots\}$. In the set of edges \mathcal{E} , $e_{i,l}$ represents the edge that connects the nodes c_i and c_l .

Each node c_i of the undirected graph G represents an agent in the MAS. Each edge $e_{i,l}$ connecting the nodes i and l represents the fact that agents i and l are neighbors, i.e., agent i and l communicate with each other. Hereafter, we denote the set of the neighboring agents of agent i with \mathcal{Z}_i . Also, we denote the adjacency matrix of the graph G with \mathbf{D} .

B. Differential Privacy

In this subsection, we review the theoretical framework of differential privacy that we use in this paper [20] [21] [9]. To apply differential privacy to protect the sensitive information of each agent, we use the ‘‘input perturbation’’ approach, i.e., each agent adds noise to its state and then shares its noisy output with its neighboring agents. Before formalizing the definition of differential privacy, we explain the preliminary

definitions and notations related to differential privacy.

For a trajectory $\kappa_i = s_i[0], s_i[1], \dots, s_i[t], \dots$, where $s_i[t] = \kappa_i[t] \in \mathbb{R}^{|\mathcal{D}|}$ for all t , we use the ℓ_p norm as $\|\kappa_i\|_{\ell_p} := \left(\sum_{t=1}^{\infty} \|s_i[t]\|_p^p \right)^{\frac{1}{p}}$, where $\|\cdot\|_p$ is the ordinary p -norm on \mathbb{R}^d ($d \in \mathbb{N} \cup \{0\}$), and we define the set $\ell_p^d := \{\kappa_i \mid s_i[t] \in \mathbb{R}^d, \|\kappa_i\|_{\ell_p} < \infty\}$. Then, we define the truncation operator \mathcal{P}_Q over trajectories κ_i as follows: $\mathcal{P}_Q(\kappa_i) = s_i[t]$ if $t \leq Q$; and $\mathcal{P}(\kappa_i) = 0$, otherwise. Now, we define the set $\tilde{\ell}_2^{|\mathcal{D}|}$ as the set of sequences of vectors in $\mathbb{R}^{|\mathcal{D}|}$ whose finite truncations are all in $\ell_2^{|\mathcal{D}|}$ ($p = 2$ and $d = |\mathcal{D}|$). In other words, $\kappa_i \in \tilde{\ell}_2^{|\mathcal{D}|}$ if and only if $\mathcal{P}_Q(\kappa_i) \in \ell_2^{|\mathcal{D}|}$ for all $Q \in \mathbb{N}$.

Definition 3. (Adjacency) For a fixed adjacency parameter ν_i , the adjacency relation \mathcal{A}_{ν_i} , for all $\kappa_i, \kappa'_i \in \tilde{\ell}_2^{|\mathcal{D}|}$, is defined as Eq. (2).

$$\mathcal{A}_{\nu_i}(\kappa_i, \kappa'_i) = \begin{cases} 1, & \text{if } \|\kappa_i - \kappa'_i\|_{\ell_2} \leq \nu_i \\ 0, & \text{otherwise.} \end{cases} \quad (2)$$

In other words, two trajectories generated by agent i are adjacent if the ℓ_2 distance between the two is less or equal to ν_i . Differential privacy is expected to make agent i 's true trajectory, denoted by κ_i , indistinguishable from all other trajectories contained in an ℓ_2 -ball of radius ν_i centred at the true trajectory κ_i .

We use a probability space $(\Omega, \mathcal{F}, \mathbb{P})$ in order to state a formal definition for differential privacy for dynamical systems which specifies the probabilistic guarantees of privacy. For the formal definition of differential privacy mechanism that we explain shortly, we assume that the outputs of the mechanism is in $\tilde{\ell}_2^q$ and uses a σ -algebra over $\tilde{\ell}_2^q$ which is denoted by Θ_2^q and the construction of Θ_2^q is explained in [22].

Definition 4. ((ϵ_i, δ_i) -Differential Privacy for Agent i) With $\epsilon_i > 0$ and $\delta_i \in (0, \frac{1}{2})$ for agent i , a mechanism $\mathcal{M} : \tilde{\ell}_2^{|\mathcal{D}|} \times \Omega \rightarrow \tilde{\ell}_2^q$ is (ϵ_i, δ_i) -differentially private if for all adjacent trajectories $\kappa_i, \kappa'_i \in \tilde{\ell}_2^{|\mathcal{D}|}$ and for all $S \in \Theta_2^q$, we have the following (Eq. (3)).

$$\mathbb{P}[\mathcal{M}(\kappa_i) \in S] \leq e^{\epsilon_i} \mathbb{P}[\mathcal{M}(\kappa'_i) \in S] + \delta_i \quad (3)$$

At each time step t , each agent i outputs the value $\mathbf{C}_{i*} y_i[t]$, where \mathbf{C}_{i*} is the i -th row of the $|\mathcal{Z}| \times |\mathcal{Z}|$ time-invariant diagonal matrix \mathbf{C} . At time step t , for protecting the privacy of agent i , noise must be added to its output $y_i[t]$ so an adversary can not infer agent i 's trajectory $\kappa_i[t]$ from its output $y_i[t]$. Calibrating the level of noise is done using ‘‘sensitivity’’ of an agent's output.

Definition 5. (Sensitivity for Input Perturbation Privacy) The ℓ_2 -norm sensitivity of agent i 's output map is the greatest distance between two output trajectories $\vartheta_i = y_i[0], y_i[1], \dots, y_i[t], \dots$ and $\vartheta'_i = y_i[0], y_i[1], \dots, y_i[t], \dots$ defined as Eq. (4) for $\kappa_i, \kappa'_i \in \tilde{\ell}_2^{|\mathcal{D}|}$.

$$\Delta_{\ell_2} \vartheta_i := \sup_{\kappa_i, \kappa'_i} \|\mathbf{C}_{i*} \kappa_i - \mathbf{C}_{i*} \kappa'_i\|_{\ell_2} \quad (4)$$

We can use $|C_{i*}|v_i$ as an upper bound for $\Delta_{\ell_2}\vartheta_i$ [21]. One of the most well-known mechanisms to enforce differential privacy is the Gaussian mechanism which requires adding Gaussian noise to the outputs of agent i .

Lemma 1. (Input Perturbation Gaussian Mechanism for Linear Systems) For agent i with trajectory $\kappa_i \in \tilde{\ell}_i^{|\mathcal{D}|}$, we have the privacy parameters $\epsilon_i > 0$ and $\delta_i \in (0, \frac{1}{2})$, output trajectory $\vartheta_i \in \tilde{\ell}_i^q$, and we denote agent i 's ℓ_2 -norm sensitivity by $\Delta_{\ell_2}\vartheta_i$. The Gaussian mechanism for (ϵ_i, δ_i) -differential privacy is defined as Eq. (5).

$$\tilde{y}_i[t] = y_i[t] + v_i[t], \quad (5)$$

where $v_i[t]$ is a stochastic process with $v_i[t] \sim \mathcal{N}(0, (\sigma_i)^2 I_q)$, I_q is a $q \times q$ identity matrix, and

$$\sigma_i \geq \frac{\Delta_{\ell_2}\vartheta_i}{2\epsilon_i} \left(\iota_{\delta_i} + \sqrt{(\iota_{\delta_i})^2 2\epsilon_i} \right) \text{ with } \iota_{\delta_i} =: \mathcal{G}^{-1}(\delta_i),$$

where $\mathcal{G}(y) := \frac{1}{\sqrt{2\pi}} \int_y^\infty e^{-\frac{z^2}{2}} dz$.

Proof. See [21]. \square

More clearly, the Gaussian mechanism adds i.i.d Gaussian noise point-wise in time to the output of agent i to keep its state private. In this paper, we assume that the Gaussian noise v_i is time-invariant. Also, we denote the vector of the noisy outputs of all the $|\mathcal{Z}|$ agents at time step t with $\tilde{\mathbf{y}}[t]$. In addition in this paper, we apply the differential privacy mechanism to the finite trajectory s_i for each agent i .

C. Metric Temporal Logic

In this subsection, we briefly review the metric temporal logic (MTL) [23]. We start with the Boolean semantics of MTL. The domain $\mathbb{B} = \{True, False\}$ is the Boolean domain. Moreover, we introduce a set Π which is a set of *atomic predicates* each of which maps \mathcal{S} to \mathbb{B} . Each of these predicates can hold values *True* or *False*. The syntax of MTL is defined recursively as follows.

$$\phi := \top \mid \pi \mid \neg\phi \mid \phi_1 \wedge \phi_2 \mid \phi_1 \vee \phi_2 \mid \phi_1 \mathbf{U}_I \phi_2$$

where \top stands for the Boolean constant *True*, π is an atomic predicate such that $\pi \in \Pi$. \neg (negation), \wedge (conjunction), \vee (disjunction) are standard Boolean connectives, and “ \mathbf{U} ” is the temporal operator “until”. We add syntactic sugar, and introduce the temporal operators “ \mathbf{F} ” and “ \mathbf{G} ” representing “eventually” and “always”, respectively. I is a time interval of the form $I = [a, b)$, where $a < b$, and they are non-negative integers. We define the set of the states that satisfy π as $\mathcal{O}(\pi) \subseteq \mathcal{S}$.

We denote the distance from s to a set $\mathcal{J} \subseteq \mathcal{S}$ as $\text{dist}_f(s, \mathcal{J}) := \inf\{f(s, s') \mid s' \in \text{cl}(\mathcal{J})\}$, where f is a metric on \mathcal{S} , and $\text{cl}(\mathcal{J})$ denotes the closure of the set \mathcal{J} . In this paper, we use the metric $f(s, s') = \|s - s'\|_2$, where $\|\cdot\|_2$ denotes the 2-norm. We denote the depth of s in \mathcal{J} by $\text{depth}_f(s, \mathcal{J}) := \text{dist}_f(s, \mathcal{S} \setminus \mathcal{J})$. We define the signed distance from s to \mathcal{J} as $\mathbf{Dist}_f(s, \mathcal{J}) := -\text{dist}_f(s, \mathcal{J})$, if $s \notin \mathcal{J}$; and $\mathbf{Dist}_f(s, \mathcal{J}) := \text{depth}_f(s, \mathcal{J})$ if $s \in \mathcal{J}$ [9].

Definition 6. The *minimum necessary length* of an MTL formula ϕ , denoted by $H(\phi)$, is the minimum time steps required to evaluate the truth value of ϕ .

Definition 7. The *Boolean semantics* of an MTL formula ϕ with the necessary length of $H(\phi)$, for a trajectory s at time step t is defined recursively as follows.

$$\begin{aligned} (s, t) \models \pi &\text{ iff } t \leq H(\phi) \text{ and } s[t] \in \mathcal{O}(\pi) \\ (s, t) \models \neg\phi &\text{ iff } (s, t) \not\models \phi, \\ (s, t) \models \phi_1 \wedge \phi_2 &\text{ iff } (s, t) \models \phi_1 \text{ and } \\ &\quad (s, t) \models \phi_2, \\ (s, t) \models \phi_1 \mathbf{U}_{[a,b]} \phi &\text{ iff } \exists t' \in [t+a, t+b), \\ (s, t') \models \phi_2 &\text{ and } \forall t'' \in [t+a, t'), (s, t'') \models \phi_1. \end{aligned}$$

Robust semantics quantifies the degree at which a certain trajectory satisfies or violates an MTL formula ϕ at time step t . The robustness degree of a an MTL formula ϕ with respect to a trajectory s at time step t is given by $r(s, \phi, t)$, where $r(s, \phi, t)$ can be calculated recursively via the robust semantics as follows.

$$\begin{aligned} r(s, \pi, t) &= \mathbf{Dist}_f(s[t], \mathcal{O}(\pi)), \\ r(s, \neg\phi, t) &= -r(s, \phi, t), \\ r(s, \phi_1 \wedge \phi_2, t) &= \min(r(s, \phi_1, t), r(s, \phi_2, t)), \\ r(s, \phi_1 \mathbf{U}_{[a,b]} \phi_2, t) &= \max_{t+a \leq t' < t+b} (\min(r(s, \phi_2, t'), \\ &\quad \min_{t+a \leq t'' < t'} r(s, \phi_1, t''))). \end{aligned}$$

D. Estimation of the states Using Kalman Filter

In this subsection, we review the Kalman filter equations that are used to calculate the optimal estimates of the states using given noisy outputs. The Kalman filter equations are as follow [24].

$$\hat{\mathbf{s}}[t] = \mathbf{A}\hat{\mathbf{s}}[t-1] + \mathbf{B}\mathbf{u}[t-1] \quad (6)$$

$$+ \mathbf{K}[t](\tilde{\mathbf{y}}[t] - \mathbf{A}\hat{\mathbf{s}}[t-1] - \mathbf{B}\mathbf{u}[t-1]),$$

$$\mathbf{K}[t] = \mathbf{\Sigma}[t-1](\mathbf{\Sigma}[t-1] + \mathcal{X})^{-1}, \quad (7)$$

$$\mathbf{\Sigma}[t] = (I_{|\mathcal{Z}|} - \mathbf{K}[t])\mathbf{\Sigma}[t-1], \quad (8)$$

where $\hat{\mathbf{s}}[t] = [(\hat{s}_1[t])^T, (\hat{s}_2[t])^T, \dots, (\hat{s}_{|\mathcal{Z}|}[t])^T]^T$ is the vector of the estimated states of $|\mathcal{Z}|$ agents at time step t and $\hat{s}_i[t] = [\hat{s}_{i,d_1}[t], \hat{s}_{i,d_2}[t], \dots, \hat{s}_{i,d_{|\mathcal{D}|}}[t]]^T$ (where $i \in \mathcal{Z}$) denotes the $|\mathcal{D}|$ -dimensional estimated state of agent i at time step t , $\mathbf{K}[t]$ is the Kalman gain matrix at time step t and is a $|\mathcal{Z}| \times |\mathcal{Z}|$ matrix, $\mathbf{\Sigma}[t]$ is the covariance matrix of state estimation error at time step t and is a $|\mathcal{Z}| \times |\mathcal{Z}|$ matrix, $\mathcal{X} = \mathbb{E}(\mathbf{v}\mathbf{v}^T)$ is the covariance matrix of the noise vector \mathbf{v} . Also, we assume that each agent i knows that \mathbf{v} conforms to a Gaussian distribution with 0 mean and covariance matrix \mathcal{X} . Also, each agent i knows that $\mathbb{E}(\|\mathbf{v}\|^2) \leq |\mathcal{Z}|v_{\max}$ and $\mathbb{E}(\|\hat{s}_i[0] - s_i[0]\|^2) \leq s_{\max}$ with v_{\max} and s_{\max} being arbitrary values [25].

III. ESTIMATION OF SYSTEM-LEVEL TRAJECTORY IN MULTI-AGENT SYSTEMS WITH MTL SPECIFICATIONS

In this section, we review a method to estimate the system-level trajectory η in a situation where each agent i shares

Notation	Definition
$s_i[t]$	actual agent-level trajectory of agent i at time step t
$s_{i,d_m}[t]$	m -th dimension of actual agent-level trajectory of agent i at time step t
$s[t]$	$ \mathcal{Z} \times 1$ vector containing the actual states of agents at time step t
$\eta[t]$	actual system-level trajectory at time step t
$\hat{s}_i[t]$	estimated state of agent i at time step t
$\hat{s}[t]$	$ \mathcal{Z} \times 1$ vector containing the estimated states of the agents at time step t
$\hat{s}_i[t]$	$ \mathcal{Z} \times 1$ vector containing the estimated states of the agents estimated by agent i at time step t
$\zeta_i[t]$	estimated system-level trajectory estimated by agent i at time step t
$\zeta_{i,d_m}[t]$	m -th dimension of the estimated system-level trajectory estimated by agent i at time step t
$\zeta[t]$	$ \mathcal{Z} \times 1$ vector containing the estimated system-level trajectories at time step t estimated by $ \mathcal{Z} $ agents
$\hat{\zeta}_i[t]$	$ \mathcal{Z} \times 1$ vector containing the estimate of $\zeta[t]$ estimated by agent i at time step t
$\tilde{y}_i[t]$	noisy output of agent i at time step t
$\mathbf{y}[t]$	$ \mathcal{Z} \times 1$ vector containing the outputs of the agents at time step t
$\tilde{\mathbf{y}}_i[t]$	$ \mathcal{Z} \times 1$ vector containing the noisy outputs of the agents received through communication or calculated by agent i
$u_i[t]$	control input of agent i at time step t calculated by agent i
$\mathbf{u}[t]$	$ \mathcal{Z} \times 1$ vector containing the control inputs of $ \mathcal{Z} $ agents at time step t
$\mathbf{u}_i[t]$	$ \mathcal{Z} \times 1$ vector containing the control inputs calculated by agent i at time step t

TABLE I: List of important notations.

only its noisy outputs \tilde{y}_i with its neighbors in an MAS. In this MAS, each agent i has *asynchronous communication* with only its neighboring agents, i.e., only two agents can communicate at each time step t and the probability of each agent i being *active* at time step t is $\frac{1}{|\mathcal{Z}|}$ (here active means agent i can initiate communication with another agent). In other words, if agent i is not active at time step t , then it can not initiate communication with its neighboring agent.

Intuitively, in order to collaborate in satisfying a system-level task ϕ_s , each agent i needs to have access to the system-level trajectory η . However, in the situation where each agent i has only access to the noisy outputs of its neighboring agents, each agent i needs to have an estimate of the system-level trajectory η while taking into consideration that the probability of the satisfaction of the MTL specification ϕ_s is higher than a given minimum value γ_{\min} .

In what follows, we review a method by which each agent can estimate the system-level trajectory η in a distributed manner [25]. The main idea in this method is that each agent is able to compute an estimate of the actual system-level trajectory η such that the estimation error converges to zero when the time t goes to infinity. We assume that at time step $t-1$, agents i and l have computed the estimated system-level trajectory $\zeta_i[t-1]$ and $\zeta_l[t-1]$, respectively. At time step t , agents i and l communicate with each other and update their estimates of the system-level trajectory $\eta[t]$ using Eqs. (9) and (10), respectively.

$$\zeta_i[t] = \frac{1}{2}(\zeta_i[t-1] + \zeta_l[t-1]) + \hat{s}_i[t] - \hat{s}_i[t-1], \quad (9)$$

$$\zeta_l[t] = \frac{1}{2}(\zeta_i[t-1] + \zeta_l[t-1]) + \hat{s}_l[t] - \hat{s}_l[t-1], \quad (10)$$

and other agents update their estimates of the system-level trajectory using Eq. (11)

$$\zeta_k[t] = \zeta_k[t-1] + \hat{s}_k[t] - \hat{s}_k[t-1], \quad k \in \mathcal{Z} \text{ and } k \neq i, l. \quad (11)$$

We can reformulate the equations of the update of the estimated system-level trajectory by the agents in the vector form using Eq. (12)

$$\zeta[t] = \mathbf{V}\zeta[t-1] + \hat{\mathbf{s}}[t] - \hat{\mathbf{s}}[t-1], \quad (12)$$

where $\zeta[t] = [(\zeta_1[t])^T, (\zeta_2[t])^T, \dots, (\zeta_{|\mathcal{Z}|}[t])^T]^T$ is the vector containing the estimates of the actual system-level trajectory $\eta[t]$ made by the $|\mathcal{Z}|$ agents at time step t , and $\zeta_i[t] = [\zeta_{i,d_1}[t], \dots, \zeta_{i,d_{|D_i|}}[t]]^T$; matrix \mathbf{V} is the system matrix to update $\zeta[t]$ and is obtained by solving the following optimization problem [26] [25].

$$\arg \min_{\mathbf{V}} g, \quad (13)$$

subject to $\mathbf{W}_{il} \geq 0$, $\mathbf{W}_{i,l} = 0$, if $e_{i,l} \notin \mathcal{E}$,

$$\mathbf{V} = \frac{1}{|\mathcal{Z}|} \sum_{i=1}^{|\mathcal{Z}|} \sum_{l=1}^{|\mathcal{Z}|} \mathbf{W}_{il}(\tilde{\mathbf{V}})_{il}, \quad \mathbf{V} - \frac{1}{|\mathcal{Z}|} \mathbf{1}\mathbf{1}^T \leq g\mathbf{I}_{|\mathcal{Z}|},$$

$$\sum_{j=1}^{|\mathcal{Z}|} \mathbf{W}_{il} = 1, \quad \forall i.$$

In the optimization problem (13), \mathbf{W} is a $|\mathcal{Z}| \times |\mathcal{Z}|$ matrix where each entry \mathbf{W}_{il} represents the probability that agent i communicates with agent l . As we mentioned earlier, the probability of agent i to be active is $\frac{1}{|\mathcal{Z}|}$; thus matrix \mathbf{V} has a probability of $\frac{1}{|\mathcal{Z}|} \mathbf{W}_{il}$ to be equal to $(\tilde{\mathbf{V}})_{il} = \mathbf{I}_{|\mathcal{Z}|} - \frac{(e_i - e_l)(e_i - e_l)^T}{2}$, where $\mathbf{I}_{|\mathcal{Z}|}$ is a $|\mathcal{Z}| \times |\mathcal{Z}|$ identity matrix and $e_i = [0, \dots, 1, \dots, 0]^T$ is a $|\mathcal{Z}| \times 1$ vector with the i -th entry to be 1 and zero in all other entries [26] [25]. It can be shown that the expected value of the matrix $\mathbf{V}[t]$, denoted by $\mathbb{E}(\mathbf{V}[t])$, is constant at different time steps t [26]. $\mathbf{1}$ is a $|\mathcal{Z}| \times 1$ vector with all the entries to be 1, and \mathcal{E} is the set of the edges of the undirected graph G of the MAS.

In order to use $\zeta[t]$ for synthesizing controller inputs for the MAS, we need to address two important matters: (1) it is crucial to guarantee that the estimation error of the vector of the estimated system-level trajectories $\zeta[t]$ (in comparison

with the actual system-level trajectory $\eta[t]$) converges to zero when $t \rightarrow \infty$, and (2) we need to guarantee that the actual system-level trajectory η satisfies ϕ_s with a probability higher than a minimum value γ_{\min} given that agents do not have access to the actual system-level trajectory. Therefore, we need to provide the guarantee of $\eta[t]$ satisfying ϕ_s using the vector of the estimated system-level trajectories $\zeta[t]$. In what follows, we provide Theorem 1 and Lemma 2 that address the two mentioned issues, respectively [25].

Theorem 1. *The estimation error $\mathbb{E}(\|\zeta[t] - \eta[t]\mathbf{1}\|_\infty)$ converges to zero when $t \rightarrow \infty$ for an MAS consisting of $|\mathcal{Z}|$ agents, where $\zeta[t]$ is the vector of estimates of the actual system-level trajectory $\eta[t]$ at time step t calculated by $|\mathcal{Z}|$ agents.*

Proof. See [25] \square

We can provide an upper bound for the estimation error $\mathbb{E}(\|\zeta[t] - \eta[t]\mathbf{1}\|_\infty)$ using Corollary 1. Here we assume that each agent knows $\mathbb{E}(\|\hat{\zeta}[0] - \bar{\zeta}[0]\mathbf{1}\|_\infty) \leq \zeta_{\max}$, where $\bar{\zeta}[0] = \frac{1}{|\mathcal{Z}|} \sum_{i=1}^{|\mathcal{Z}|} \zeta_i[0]$ and ζ_{\max} is an arbitrary value.

Corollary 1. *For the estimation error $\mathbb{E}(\|\zeta[t] - \eta[t]\mathbf{1}\|_\infty)$ at time step t , we have the upper bound defined as*

$$\rho[t] = \lambda^t \sqrt{|\mathcal{Z}| \zeta_{\max} \mathcal{L}_1} \sum_{k=1}^t \lambda^{t-k} \quad (14)$$

$$\sqrt{\delta_{\max}(k) + \delta_{\max}(k-1) + 2|\mathcal{Z}|(u_{\max})^2 + \mathcal{L}_2 \sqrt{\delta_{\max}(t)}},$$

where λ is the second largest eigenvalue of matrix \mathbf{V} , \mathcal{L}_1 and \mathcal{L}_2 are two Lipschitz constants and $\delta_{\max}(t) = \frac{|\mathcal{Z}|^2 s_{\max} v_{\max}}{v_{\max} + t s_{\max}}$.

For further details regarding the derivation of the upper bound $\rho[t]$, we kindly refer the reader to Corollary 4 in [25].

We use the upper bound $\rho[t]$ to provide the guarantee that the probability of $\eta[t]$ satisfying the system-level MTL specification ϕ_s , referred to as *confidence level*, is higher than a minimum value γ_{\min} ; therefore, we provide a set of constraints that each agent i must satisfy recursively [25].

Lemma 2. *Let $r_{\min} \geq 0$ denote the minimum required robustness degree of ζ satisfying a given system-level MTL specification ϕ at time step t , the confidence level of agent i of $\eta[t]$ satisfying ϕ at time step t , denoted by $\mathbb{P}_i((\eta, t) \models \phi)$, must satisfy the following constraints.*

$$\mathbb{P}_i((\eta, t) \models \pi) \geq 1 - \frac{\rho[t]}{r_{\min}},$$

$$\mathbb{P}_i((\eta, t) \models \phi_1 \wedge \phi_2) \geq \mathbb{P}_i((\eta, t) \models \phi_1) + \mathbb{P}_i((\eta, t) \models \phi_2) - 1,$$

$$\mathbb{P}_i((\eta, t) \models \phi_1 \vee \phi_2) \geq 1 - \min\{1 - \mathbb{P}_i((\eta, t) \models \phi_1), 1 - \mathbb{P}_i((\eta, t) \models \phi_2)\},$$

$$\mathbb{P}_i((\eta, t) \models \mathbf{G}_{[a,b]} \phi) \geq 1 - \min_{t' \in [t+a, t+b]} \{1 - \mathbb{P}_i((\eta, t') \models \phi)\},$$

$$\mathbb{P}_i((\eta, t) \models \mathbf{F}_{[a,b]} \phi) \geq 1 - \min_{t' \in [t+a, t+b]} \{1 - \mathbb{P}_i((\eta, t') \models \phi)\},$$

$$\mathbb{P}_i((\eta, t) \models \phi_1 \mathbf{U}_{[a,b]} \phi_2) \geq 1 - \min_{t' \in [t+a, t+b]} \{1 - \mathbb{P}_i((\eta, t') \models \phi_2)\} + \left(\sum_{t''=t+a}^{t'} 1 - \mathbb{P}_i((\eta, t'') \models \phi_1) \right).$$

Proof. The listed constraints can be proven using Markov inequality. For further details, see the proof of Lemma 5 in [25]. \square

IV. PROBLEM FORMULATION

In this section, we formalize the problem of synthesizing controller inputs for an MAS consisting of $|\mathcal{Z}|$ agents in a differentially private manner, where agents are required to collaborate to satisfy a system-level task specified using an MTL specification ϕ_s with a minimum probability γ_{\min} , and at the same time, each agent i should satisfy an agent-level MTL specification ϕ_i . In this MAS, each agent i communicates its noisy output $\tilde{y}_i[t]$ with its neighbors in order to keep its actual state $s_i[t]$ private from its neighboring agents while agent i is aware of its own actual state $s_i[t]$, and the communication is asynchronous.

We want to synthesize the controller inputs in a distributed manner, i.e., each agent i synthesizes its own controller input $u_i[t]$ at time step t . Hence, agent i must calculate $\zeta[t]$ for computing the controller input $u_i[t]$ while taking into consideration that the probability of the satisfaction of the MTL specification ϕ_s by the actual system-level trajectory $\eta[t]$ is higher than a minimum value. Hereafter, we denote the vector of the estimated system-level trajectories computed by agent i using $\hat{\zeta}_i[t]$.

Remark 1. *At each time step t , each agent i computes its own estimate of $\eta[t]$, denoted by $\zeta_i[t]$, in addition to computing the estimates of other agents $l \in \mathcal{Z} - \{i\}$ from $\eta[t]$. Thus, $\hat{\zeta}_i[t]$ represents the vector containing the estimate of agent i from $\eta[t]$, denoted by $\zeta_i[t]$, and the estimates of other agents from $\eta[t]$ computed by agent i .*

Remark 2. *In the MAS with $|\mathcal{Z}|$ agents, each agent i (1) has access to the time-invariant graph-structure of the MAS given by the undirected graph G and (2) knows the fact that the asynchronous communication of agent i is only with its neighboring agents $l \in \mathcal{Z}_i$.*

Now, we formalize the problem of synthesizing control inputs for the control horizon of $2H$ for a MAS with $|\mathcal{Z}|$ agents in a distributed and differentially private manner.

Problem 1. *Given an MAS consisting of $|\mathcal{Z}|$ agents, the privacy parameters $\epsilon_i \in [\epsilon_{\min}, \epsilon_{\max}]$ (where $0 < \epsilon_{\min} < \epsilon_{\max}$) and $\delta_i \in [\delta_{\min}, \delta_{\max}]$ (where $0 < \delta_{\min} < \delta_{\max} < \frac{1}{2}$), and the objective function $J = \sum_{k=1}^{2H} \|\mathbf{u}_i[k]\|^2$, synthesize the controller inputs $\mathbf{u}_i[t]$ in the control horizon $2H$ in a distributed and differentially private manner such that the satisfaction of the system-level MTL specification ϕ_s with the probability higher than γ_{\min} , i.e., $\mathbb{P}((\eta[0 : H-1], 0) \models \phi_s) > \gamma_{\min}$ and the satisfaction of the agent-level MTL specification ϕ_i by agent i is guaranteed while the objective function J is minimized.*

Hereafter, the subscript i in the variables $\hat{s}_i[t]$, $\mathbf{u}_i[t]$, $\tilde{\mathbf{y}}_i[t]$ means that these variables have been calculated or received by agent i at time step t .

V. DISTRIBUTED DIFFERENTIALLY PRIVATE RECEDING HORIZON CONTROL FOR MULTI-AGENT SYSTEMS WITH MTL SPECIFICATIONS

In this section, we introduce an approach for synthesizing control inputs for an MAS with MTL specifications in a distributed and differentially private manner. Based on the settings of Problem 1, at each time step t , each agent i should synthesize its own control inputs in the time horizon $[t, t + 2H - 1]$ for satisfying the system-level and agent-level specifications ϕ_s and ϕ_i . For solving Problem 1, we adopt a receding horizon control (RHC) for synthesizing control inputs for satisfying MTL specifications ϕ_s and ϕ_i while minimizing a given objective function J .

In RHC for satisfying MTL specifications, we incorporate mixed-integer linear programming (MILP) to encode given MTL specifications as constraints in the optimization problem that is solved at each time step t . In [27], Raman *et al.* introduce a framework for encoding MTL specifications as MILP constraints, and we incorporate this framework in this paper.

The proposed optimization formulation for synthesizing control inputs for an MAS in a differentially private manner can be seen in (15) referred to as Diff-MILP.

$$\begin{aligned}
& \arg \min_{\mathbf{u}_i[t:t+2H-1]} \sum_{k=t}^{t+2H-1} \|\mathbf{u}_i[k]\|^2 \\
& \text{subject to: } s_i[k+1] = \mathbf{A}_{i^*} s_i[k] + \mathbf{B}_{i^*} \mathbf{u}_i[k], \\
& \quad \forall k \in \{t, t+1, \dots, t+2H-1\}, \\
& \quad \hat{s}_i[k+1] = \mathbf{A} \hat{s}_i[k] + \mathbf{B} \mathbf{u}_i[k] + \mathbf{K}[k] \\
& \quad (\tilde{\mathbf{y}}_i[k+1] - \mathbf{A} \hat{s}_i[k] + \mathbf{B} \mathbf{u}_i[k]), \\
& \quad \forall k \in \{t, t+1, \dots, t+2H-1\}, \\
& \quad \hat{\zeta}_i[k+1] = \mathbf{V} \hat{\zeta}_i[k] + \hat{s}_i[k+1] - \hat{s}_i[k], \\
& \quad \forall k \in \{t, t+1, \dots, t+2H-1\}, \\
& \quad \tilde{\mathbf{y}}_i[k+1] = \mathbf{C}(\hat{s}_i[k] + \mathbf{u}_i[k]) \\
& \quad + \frac{\mathbf{CBA}}{2}(\mathbf{u}_i[k] - \mathbf{u}_i[k-1]), \\
& \quad \forall k \in \{t, t+1, \dots, t+2H-1\}, \\
& \quad r_i(s_i[0:H-1], \phi_i, j) > P[j], \quad \forall j \in \{0, 1, \dots, H-1\}, \\
& \quad \mathbb{P}_i((\eta_i[0:H-1], j) \models \phi_s) > \mathcal{P}[j], \quad \forall j \in \{0, 1, \dots, H-1\}, \\
& \quad u_{\min} \leq \mathbf{u}_i[k] \leq u_{\max} \quad \forall k \in \{0, 1, \dots, 2H-1\}.
\end{aligned} \tag{15}$$

A challenge in incorporating Eq. (6), in the optimization formulation in Diff-MILP, is to calculate the vector of the noisy output $\tilde{\mathbf{y}}_i[t]$ in the time horizon $[t, t + 2H]$. To overcome this challenge, we exploit the technique of *one-step ahead prediction* of the vector of the noisy output introduced in [28]. Based on the idea introduced in [28], at time step t , we can calculate the one-step ahead prediction of vector of the noisy output $\tilde{\mathbf{y}}[t+1]$ using Eq. (16).

$$\tilde{\mathbf{y}}[t+1] = \mathbf{C}(\hat{s}[t] + \mathbf{u}[t]) + \frac{\mathbf{CBA}}{2}(\mathbf{u}[t] - \mathbf{u}[t-1]) \tag{16}$$

In what follows, we explain the details of the proposed approach. As was mentioned earlier, we want to synthesize the controller inputs in a distributed manner, i.e., each agent i solves Diff-MILP in the control horizon of $2H$, at each time step t , to synthesize its own control inputs.

Alg. 1 illustrates the proposed receding horizon control procedure that each agent i uses to synthesize its own control inputs in the time length τ . In Alg. 1, at each time step t , each agent i computes (1) a finite agent-level trajectory s_i with a length of $2H$ that satisfies ϕ_i in the first H time steps and (2) computes a vector of finite estimated system-level trajectories $\hat{\zeta}_i$ with a length of $2H$ that satisfies ϕ_s in the first H time steps while taking into consideration that the actual system-level trajectory η satisfies ϕ_s with a minimum probability γ_{\min} . In other words, we enforce the satisfaction of ϕ_i and ϕ_s in the first H time steps of s_i and $\hat{\zeta}_i$, respectively.

Remark 3. Because each agent i has access to its own actual trajectory s_i at each time step t , we enforce the MILP constraints related to each $r_i(s_i[0:H-1], \phi_i, j) > r_{\min}$ directly using s_i for each agent i , where $j \in [0, H-1]$.

In Diff-MILP, we implement the constraint $r_i(s_i[0:H-1], \phi_i, j) > r_{\min}$ using the MILP technique introduced in [27]. $\mathbb{P}_i((\eta[0:H-1], j) \models \phi_s) > \gamma_{\min}$ enforces that the actual system-level trajectory $\eta[j]$ satisfies ϕ_s with the minimum probability γ_{\min} for all $j \in [0, H-1]$. For implementing the constraint $\mathbb{P}_i((\eta[0:H-1], j) \models \phi_s) > \gamma_{\min}$, we enforce $r_i(\hat{\zeta}_i[0:H-1], \phi_s, j) > r_{\min}$ and we calculate the estimated error bound $\rho_i[j]$ using Eq. (14) for all $j \in [0, H-1]$. Then, we encode the constraint $\mathbb{P}_i((\eta, t) \models \pi) \geq 1 - \frac{\rho_i[j]}{r_{\min}}$, and after that we recursively encode the constraints listed in Lemma 2 according to ϕ_s for all $j \in [0, H-1]$.

At time step $t = 0$, each agent i solves the optimization problem (13) to obtain matrix \mathbf{V} (Line 1 in Alg. 1). At the next time step $t = 1$, each agent i calculates the Kalman gain matrices $\mathbf{K}[t]$ in the time horizon $[t, t + 2H - 1]$ using Eq. (7) and (8). Also, each agent i sets the i -th row of $\hat{\zeta}_i[0]$ equal to $\hat{s}_i[0]$ and the rest of the entries of $\hat{\zeta}_i[0]$ are equal to 0.

If at time step $t = 1$, agent i is active, then agent i communicates with one of its neighboring agents $l \in \mathcal{N}_i$ with a uniform random probability $\frac{1}{|\mathcal{Z}_i|}$ to acquire $\tilde{y}_l[1]$ and update the l -th row of $\hat{s}_i[1]$ (Lines 4-8 in Alg. 1). At Line 9 in Alg. 1, P is a $1 \times H$ vector of variables that represents minimum required robustness degree at each time step in the time horizon $[0, H]$. Here, we choose a robustness degree of value r_{\min} for all $t \in [0, H-1]$ (Line 9 in ALg. 1). At Line 10 in Alg. 1, \mathcal{P} is a $1 \times H$ vector of variables that represents the minimum required confidence level of each agent i in satisfying ϕ_s at each time step in the time horizon $[0, H-1]$. Here, we choose a confidence level of value γ_{\min} for all $t \in [0, H-1]$.

At Line 11 of Alg. 1, at each time step t , each agent i calculates a sequence of control inputs $\mathbf{U}_i[t] = [\mathbf{u}_i^0[t], \mathbf{u}_i^1[t], \dots, \mathbf{u}_i^{2H-1}[t]]$ in the control horizon $2H$ by

solving Diff-MILP. Here, $\mathbf{u}_i^{2H-1}[t]$ represents the predicted vector of control inputs calculated at the future time step $t + 2H - 1$ by agent i , and the current time step is t .

Algorithm 1: Distributed Differentially Private Receding Horizon Control for MTL Specifications

Input: A positive large number M
 $\max_{i \in \mathcal{Z}} \{H(\phi_s), H(\phi_i)\}$ and the time length τ
The minimum confidence level γ_{\min}
The minimum robustness degree r_{\min}
The adjacency matrix \mathbf{D}
The number of the agents $|\mathcal{Z}|$
The initial state covariance matrix $\Sigma[0]$ and the noise covariance matrix \mathcal{K}
Lipschitz constants \mathcal{L}_1 and \mathcal{L}_2 , s_{\max} , ζ_{\max} , and u_{\max}

- 1 Agent i calculates \mathbf{V} by solving (13)
- 2 **while** $t < \tau - H$ or *Diff-MILP is feasible* **do**
- 3 Agent i calculates the Kalman gain matrices $\mathbf{K}[k]$ for all $k \in \{t, t+1, \dots, t+2H-1\}$ using Eq. (7)
- 4 **if** agent i is active **then**
- 5 Agent i communicates with agent $l \in \mathcal{N}_i$ to acquire the noisy output $\tilde{y}_l[t]$
- 6 Agent i updates the l -th row of $\tilde{\mathbf{y}}_i[t]$
- 7 Agent i updates the l -th row of $\tilde{\mathbf{s}}_i[t]$ using Eq. (6) with the updated $\tilde{\mathbf{y}}_i[t]$
- 8 **end if**
- 9 $r_{\min} \leftarrow \mathcal{P}[j], \forall j \in \{0, \dots, H-1\}$
- 10 $\gamma_{\min} \leftarrow \mathcal{P}[j], \forall j \in \{0, \dots, H-1\}$
- 11 Compute $\mathbf{U}_i[t] = [\mathbf{u}_i^0[t], \mathbf{u}_i^1[t], \dots, \mathbf{u}_i^{2H-1}[t]]$ by solving Diff-MILP
- 12 **end while**

VI. CASE STUDY

In this section, we implement the proposed approach in a case study. We consider an MAS consisting of four agents with the set of nodes $\mathcal{C} = \{c_1, c_2, c_3, c_4\}$ and the set of edges $\mathcal{E} = \{e_{12}, e_{14}, e_{23}, e_{34}\}$. We set \mathbf{A} , \mathbf{B} , and \mathbf{C} to be 4×4 diagonal matrices where $\mathbf{A}_{ii} = \mathbf{B}_{ii} = \mathbf{C}_{ii} = 0.1$ for $i \in \{1, 2, 3, 4\}$.

We consider a 2-dimensional planar environment $\mathcal{S} \subseteq \mathbb{R}^2$ in which we have the following areas: (1) R_1 is a rectangular area centred at $(0,0)$ with the width and length equal to 20, and (2) R_2 is rectangular area centred at $(0,0)$ with the width and length equal to 100. Fig. 1 represents the 2D environment \mathcal{S} containing areas R_1 and R_2 in addition to the paths of agents 1, 2, 3, and 4 in the time length of $\tau = 500s$ (R_2 is not shown in Fig. 1 for the better representation of the paths taken by the agents). We also denote the four quadrants of the 2D plane (starting from the positive quadrant going clockwise) by \tilde{Q}_1 , \tilde{Q}_2 , \tilde{Q}_3 , and \tilde{Q}_4 , respectively.

We specify the system-level specification as $\phi_s := \mathbf{F}_{[0,15]}(\eta \in R_2)$, and the agent-level specifications as $\phi_1 := (\mathbf{F}_{[5,10]}(s_1 \in R_1)) \wedge (\mathbf{G}_{[0,15]}(s_1 \in \tilde{Q}_3))$, $\phi_2 := (\mathbf{F}_{[10,15]}(s_2 \in$

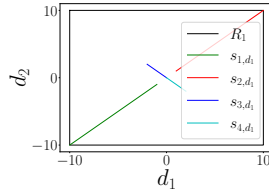


Fig. 1: The illustration of the 2D planar environment with the paths that the four agents take.

$R_1)) \wedge (\mathbf{G}_{[0,15]}(s_2 \in \tilde{Q}_1))$, $\phi_3 := (\mathbf{F}_{[0,10]}(s_3 \in R_1)) \wedge (\mathbf{G}_{[0,15]}(s_3 \in \tilde{Q}_4))$, and $\phi_4 := (\mathbf{F}_{[0,10]}(s_4 \in R_1)) \wedge (\mathbf{G}_{[0,15]}(s_4 \in \tilde{Q}_2))$. ϕ_s reads as “the centroid of the MAS should eventually reach the area R_2 in the next 15 time steps”. ϕ_1 reads as “agent 1 should eventually reach area R_1 in the time span of $[5, 10]$ and always stay in the third quadrant in the time span $[0, 15]$ ”. ϕ_2 , ϕ_3 , and ϕ_4 can be translated to natural language in a similar manner.

For synthesizing the control inputs for satisfying the given STL specifications (ϕ_s , ϕ_1 , ϕ_2 , ϕ_3 , and ϕ_4), we calculate the minimum necessary lengths of the given STL specifications as $H(\phi_s) = H(\phi_1) = H(\phi_2) = H(\phi_3) = H(\phi_4) = 15$. We choose the control horizon to be $2H(\phi_1)$. Also, we set $M = 1000$, $\gamma_{\min} = 0.9$, $r_{\min} = 0.1$, $s_{1,d_1}[0] = s_{1,d_2}[0] = -100$, $s_{2,d_1}[0] = s_{1,d_2}[0] = 100$, $s_{3,d_1}[0] = -100$ and $s_{3,d_2}[0] = 10$, $s_{4,d_1}[0] = 100$ and $s_{4,d_2}[0] = -10$, and $u_{\min} = -2$ and $u_{\max} = 2$. Additionally, we have $\zeta_{1,d_1}[0] = \zeta_{1,d_2}[0] = -100$, $\zeta_{2,d_1}[0] = \zeta_{2,d_2}[0] = 100$, $\zeta_{3,d_1}[0] = -100$ and $\zeta_{3,d_2}[0] = 10$, and $\zeta_{4,d_1}[0] = 100$ and $\zeta_{4,d_2}[0] = -10$. In addition, we add the Gaussian noise to the outputs y_i with the differential privacy parameters $\epsilon \in [\log(6), \log(10)]$ and $\delta \in [0.1, 0.4]$.

Fig. 2 represents the obtained results for estimated system-level trajectories for agent 1, 2, 3, and 4 in the dimension d_1 and d_2 , respectively. We should note that we did not include the initial values of the estimated system-level trajectories for better representation of the results in the time length of $\tau = 500s$. As can be seen, ϕ_s is satisfied with the probability of 1 by the actual system-level trajectory η which is higher than $\gamma_{\min} = 0.9$. In addition, Fig. 2 also shows that when the time goes to infinity, the estimated system-level trajectories converge to the actual system-level trajectory. In addition, we measure the average of the absolute value of the differences between the the actual system-level trajectory and the estimated system-level trajectory at different time indices k for agent i at dimension d_l as $\frac{1}{N} \sum_{k=1}^{500} |\zeta_{i,d_l}[k] - (\eta)_{d_l}[k]|$. This value for agent 1 is approximately 12.3 at both dimensions. Similarly for agents 2, 3 and 4, at both dimensions, we have 12.6, 0.8, and 1.1, respectively.

Fig. 3 illustrates the actual agent-level trajectories of agent 1, 2, 3, and 4 in the time length of $\tau = 500s$. s_1 , s_2 , s_3 , and s_4 converge to zero after time-step 285 due to enforcing the constraints $\mathbf{G}_{[0,21]}(s_1 \in \tilde{Q}_3)$ in ϕ_1 , $\mathbf{G}_{[0,15]}(s_2 \in \tilde{Q}_1)$ in ϕ_2 , $\mathbf{G}_{[0,15]}(s_3 \in \tilde{Q}_4)$ in ϕ_3 , and $\mathbf{G}_{[0,15]}(s_4 \in \tilde{Q}_2)$ in ϕ_4 . In addition, the results show that s_1 , s_2 , s_3 , and s_4 satisfy ϕ_1 , ϕ_2 , ϕ_3 , and ϕ_4 respectively.

VII. CONCLUSION

In this paper, we proposed a distributed receding horizon control (RHC) for multi-agent systems (MAS) with MTL specifications. A potential future direction of the proposed approach is synthesizing control inputs for the situation where agents share their partial outputs instead of noisy outputs. In addition, incorporating learning-based methods in the setting where the system dynamics of the agents is can be another potential direction of the proposed approach

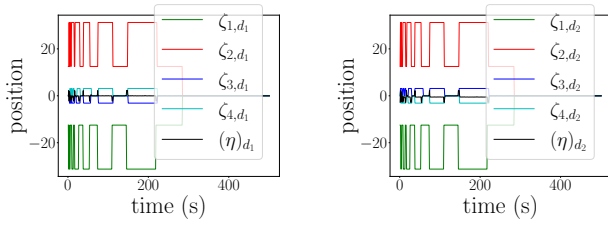


Fig. 2: A comparison between the estimated system-level trajectories (ζ_1 , ζ_2 , ζ_3 , and ζ_4) and the actual system-level trajectory (η) in the first dimension d_1 (left) and the second dimension d_2 (right). The system-level STL specification ϕ_s is satisfied with the probability of 1 (higher than $\gamma_{\min} = 0.9$) by the actual system-level trajectory η . In addition, when the time goes to infinity, the estimated system-level trajectories converge to the actual system-level trajectory.

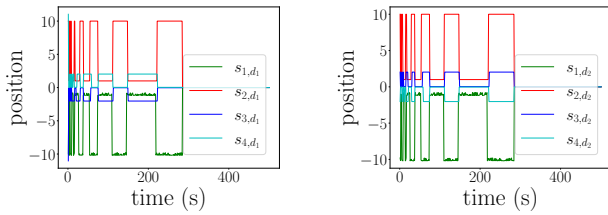


Fig. 3: Obtained actual agent-level trajectories for agents 1, 2, 3, and 4 in the first dimension d_1 (left) and second dimension d_2 (right). s_1 , s_2 , s_3 , and s_4 converge to zero due to enforcing the constraints $\mathbf{G}_{[0,15]}(s_1 \in \tilde{Q}_3)$ in ϕ_1 , $\mathbf{G}_{[0,15]}(s_2 \in \tilde{Q}_1)$ in ϕ_2 , $\mathbf{G}_{[0,15]}(s_3 \in \tilde{Q}_4)$ in ϕ_3 , and $\mathbf{G}_{[0,15]}(s_4 \in \tilde{Q}_2)$ in ϕ_4 .

[29].

REFERENCES

- [1] M. Kegeleirs, G. Grisetti, and M. Birattari, "Swarm slam: Challenges and perspectives," *Frontiers in Robotics and AI*, vol. 8, 2021. [Online]. Available: <https://www.frontiersin.org/articles/10.3389/frobt.2021.618268>
- [2] G. Huang, Z. Zhang, and W. Yan, "Distributed control of discrete-time linear multi-agent systems with optimal energy performance," *Frontiers in Control Engineering*, vol. 2, 2022. [Online]. Available: <https://www.frontiersin.org/articles/10.3389/fcteg.2021.797362>
- [3] J. Chen, R. Sun, and H. Kress-Gazit, "Distributed control of robotic swarms from reactive high-level specifications," in *2021 IEEE 17th International Conference on Automation Science and Engineering (CASE)*, 2021, pp. 1247–1254.
- [4] D. Panagou, D. M. Stipanović, and P. G. Voulgaris, "Distributed control of robot swarms," pp. 115–144. [Online]. Available: <http://services.igi-global.com/resolvedoi/resolve.aspx?doi=10.4018/978-1-4666-9572-6.ch005>
- [5] D. Peleg, "Distributed coordination algorithms for mobile robot swarms: New directions and challenges," in *Distributed Computing – IWDC 2005*, A. Pal, A. D. Kshemkalyani, R. Kumar, and A. Gupta, Eds. Berlin, Heidelberg: Springer Berlin Heidelberg, 2005, pp. 1–12.
- [6] R. Patton, C. Kambhampati, A. Casavola, P. Zhang, S. Ding, and D. Sauter, "A generic strategy for fault-tolerance in control systems distributed over a network," *European Journal of Control*, vol. 13, no. 2, pp. 280–296, 2007. [Online]. Available: <https://www.sciencedirect.com/science/article/pii/S0947358007708245>
- [7] B. Mu, J. Chen, Y. Shi, and Y. Chang, "Design and implementation of nonuniform sampling cooperative control on a group of two-wheeled mobile robots," *IEEE Transactions on Industrial Electronics*, vol. 64, no. 6, pp. 5035–5044, 2017.
- [8] L. Zuo, W. Yan, R. Cui, and J. Gao, "A coverage algorithm for multiple autonomous surface vehicles in flowing environments:

- Ijcas*," *International Journal of Control, Automation, and Systems*, vol. 14, no. 2, pp. 540–548, 04 2016, copyright - Institute of Control, Robotics and Systems and The Korean Institute of Electrical Engineers and Springer-Verlag Berlin Heidelberg 2016; Last updated - 2021-09-11. [Online]. Available: <http://login.ezproxy1.lib.asu.edu/login?url=https://www.proquest.com/scholarly-journals/coverage-algorithm-multiple-autonomous-surface/docview/178109898/se-2?accountid=4485>
- [9] Z. Xu, K. Yazdani, M. T. Hale, and U. Topcu, "Differentially private controller synthesis with metric temporal logic specifications," 2019. [Online]. Available: <https://arxiv.org/abs/1909.13294>
- [10] P. Kairouz, S. Oh, and P. Viswanath, "Extremal mechanisms for local differential privacy," *CoRR*, vol. abs/1407.1338, 2014. [Online]. Available: <http://arxiv.org/abs/1407.1338>
- [11] C. Dwork, "Differential privacy," in *Automata, Languages and Programming*, M. Bugliesi, B. Preneel, V. Sassone, and I. Wegener, Eds. Berlin, Heidelberg: Springer Berlin Heidelberg, 2006, pp. 1–12.
- [12] C. Dwork, F. McSherry, K. Nissim, and A. Smith, "Calibrating noise to sensitivity in private data analysis," in *Theory of Cryptography*, S. Halevi and T. Rabin, Eds. Berlin, Heidelberg: Springer Berlin Heidelberg, 2006, pp. 265–284.
- [13] L. Alexis and *et. al.*, "Formalizing trajectories in human-robot encounters via probabilistic stl inference," *IEEE/RSJ International Conference on Intelligent Robots and Systems (IROS)*, 2021.
- [14] S. Seshia and D. Sadigh, "Towards verified artificial intelligence," *ArXiv*, vol. abs/1606.08514, 2016.
- [15] E. Asarin, A. Donzé, O. Maler, and D. Nickovic, "Parametric identification of temporal properties," in *Runtime Verification*, S. Khurshid and K. Sen, Eds. Berlin, Heidelberg: Springer Berlin Heidelberg, 2012, pp. 147–160.
- [16] E. Plaku and S. Karaman, "Motion planning with temporal-logic specifications: Progress and challenges," *AI Commun.*, vol. 29, pp. 151–162, 2016.
- [17] I. Haghghi, S. Sadraddini, and C. A. Belta, "Robotic swarm control from spatio-temporal specifications," *2016 IEEE 55th Conference on Decision and Control (CDC)*, pp. 5708–5713, 2016.
- [18] S. S. Farahani, V. Raman, and R. M. Murray, "Robust model predictive control for signal temporal logic synthesis," *IFAC-PapersOnLine*, vol. 48, no. 27, pp. 323–328, 2015, analysis and Design of Hybrid Systems ADHS. [Online]. Available: <https://www.sciencedirect.com/science/article/pii/S2405896315024532>
- [19] Z. Xu, F. M. Zegers, B. Wu, W. Dixon, and U. Topcu, "Controller synthesis for multi-agent systems with intermittent communication. a metric temporal logic approach," in *2019 57th Annual Allerton Conference on Communication, Control, and Computing (Allerton)*, 2019, pp. 1015–1022.
- [20] K. Yazdani, A. Jones, K. Leahy, and M. Hale, "Differentially private lq control," 2018. [Online]. Available: <https://arxiv.org/abs/1807.05082>
- [21] J. Le Ny and G. J. Pappas, "Differentially private filtering," *IEEE Transactions on Automatic Control*, vol. 59, no. 2, pp. 341–354, 2014.
- [22] B. Hajek, *Random Processes for Engineers*. Cambridge University Press, 2015.
- [23] N. Baharisangari, J.-R. Gaglione, D. Neider, U. Topcu, and Z. Xu, "Uncertainty-aware signal temporal logic inference," in *Software Verification: 13th International Conference, VSTTE 2021, New Haven, CT, USA, October 18–19, 2021, and 14th International Workshop, NSV 2021, Los Angeles, CA, USA, July 18–19, 2021, Revised Selected Papers*. Berlin, Heidelberg: Springer-Verlag, 2021, p. 61–85. [Online]. Available: https://doi.org/10.1007/978-3-030-95561-8_5
- [24] R. E. Kalman, "A New Approach to Linear Filtering and Prediction Problems," *Journal of Basic Engineering*, vol. 82, no. 1, pp. 35–45, 03 1960. [Online]. Available: <https://doi.org/10.1115/1.3662552>
- [25] R. Yan and A. Julius, "Distributed consensus-based online monitoring of robot swarms with temporal logic specifications," *IEEE Robotics and Automation Letters*, vol. 7, no. 4, pp. 9413–9420, 2022.
- [26] S. Boyd, A. Ghosh, B. Prabhakar, and D. Shah, "Randomized gossip algorithms," *IEEE Transactions on Information Theory*, vol. 52, no. 6, pp. 2508–2530, 2006.
- [27] V. Raman, A. Donzé, M. Maasoumy, R. M. Murray, A. Sangiovanni-Vincentelli, and S. A. Seshia, "Model predictive control with signal temporal logic specifications," in *53rd IEEE Conference on Decision and Control*, 2014, pp. 81–87.
- [28] J. H. Lee and N. L. Ricker, "Extended kalman filter based nonlinear model predictive control," in *1993 American Control Conference*, 1993, pp. 1895–1899.

- [29] C. K. Verginis, Z. Xu, and U. Topcu, “Non-parametric neuro-adaptive coordination of multi-agent systems,” in *Proceedings of the 21st International Conference on Autonomous Agents and Multiagent Systems*, ser. AAMAS '22. Richland, SC: International Foundation for Autonomous Agents and Multiagent Systems, 2022, p. 1747–1749.