

Directional Neutrino Searches for Galactic Center Dark Matter at Large Underground LArTPCs

Matthew R. Buckley,¹ Andrew Mastbaum,¹ and Gopolang Mohlabeng^{2,3,4,5}

¹*Department of Physics and Astronomy, Rutgers University, Piscataway, NJ 08854, USA*

²*Physics Department, Brookhaven National Laboratory, Upton, New York 11973, USA*

³*The McDonald Institute and Department of Physics,*

Queen's University, Kingston, Ontario K7L 3N6, Canada

⁴*Perimeter Institute for Theoretical Physics, Waterloo, Ontario N2L 2Y5, Canada*

⁵*Department of Physics and Astronomy, University of California, Irvine, Irvine, CA 92697, USA*

(Dated: October 12, 2022)

We investigate the sensitivity of a large, underground LArTPC-based neutrino detector to dark matter in the Galactic Center annihilating into neutrinos. Such a detector could have the ability to resolve the direction of the electron in a neutrino scattering event, and thus to infer information about the source direction for individual neutrino events. We consider the improvements on the expected experimental sensitivity that this directional information would provide. Even without directional information, we find a DUNE-like LArTPC detector is capable of setting limits on dark matter annihilation to neutrinos for dark matter masses above 30 MeV that are competitive with or exceed current experimental reach. While currently-demonstrated angular resolution for low-energy electrons is insufficient to allow any significant increase in sensitivity, these techniques could benefit from improvements to algorithms and the additional spatial information provided by novel 3D charge imaging approaches. We consider the impact of such enhancements to the resolution for electron directionality, and find that where electron-scattering events can be distinguished from charged-current neutrino interactions, limits on dark matter annihilation in the mass range where solar neutrino backgrounds dominate ($\lesssim 15$ MeV) can be significantly improved using directional information, and would be competitive with existing limits using 40 kton \times year of exposure.

I. INTRODUCTION

The existence of dark matter is well-attested through astrophysical and cosmological probes [1, 2], but its particle nature remains completely unknown. This lack of knowledge requires a multi-pronged experimental approach to cover as much of the theory space as possible. A critical segment of this experimental program is indirect detection of dark matter through its annihilation or decay into Standard Model particles in the Universe today which are then seen by Earth- and space-based observatories. Gamma-ray, X-ray, and radio telescopes can constrain dark matter annihilation or decay either directly into photons or into states carrying electric or color charges that generate photons through either decay or synchrotron radiation. Ref. [3] provides a recent comprehensive review of indirect detection constraints.

Most difficult to constrain are dark matter matter couplings to neutrinos [4, 5], which could perhaps be the main channel through which dark matter interacts with the visible particles [6, 7]. A direct coupling between neutrinos and dark matter may generate the small neutrino masses [8–11], and provide a mechanism to obtain the correct dark matter relic abundance in the early Universe [12–14]. A dark matter-neutrino interaction could also affect cosmology by leaving an imprint on the cosmic microwave background (CMB) [15, 16] and structure formation [17–19]. Finally, at late times, high energy extra-galactic neutrinos scattering off dark matter halos could lead to an attenuation of the neutrino flux on Earth [20–22].

Dark matter annihilation to charged or strongly coupled unstable Standard Model particles (e.g., 2nd or 3rd generation quarks, or W/Z bosons) can generate neutrinos in the subsequent cascade decays. Alternatively, dark matter may annihilate directly into a monoenergetic neutrino pair (a purely invisible channel) with energy equal to the dark matter mass, i.e., $E_\nu = m_\chi$. In this paper, we will consider this latter possibility.

Due to their elusive nature and non-trivial backgrounds, indirect detection of neutrino final states faces significant barriers, especially in the low-mass regime ($m_\chi = E_\nu \sim \mathcal{O}(10)$ MeV) where the neutrino interaction cross section is small and the solar neutrino background is large. The importance of indirect searches for dark matter annihilations into neutrinos has long been recognized [23–26], and existing limits in this energy regime have been established using data from Borexino [27], KamLAND [28, 29], and Super-Kamiokande [30]. IceCube provides complementary constraints at higher masses and neutrino energies [31, 32]. We refer to Ref. [26] for a phenomenological reanalysis of the neutrino data in terms of dark matter annihilation, which also provides an up-to-date review of existing constraints.

The dark matter annihilation rate is proportional to the density squared along the line-of-sight. As a result, the strongest astrophysical source of a neutrino indirect signal would appear to originate from the highest concentration of dark matter near the Earth: the Galactic Center. This means there is significant directionality in the neutrino signal, which can be a powerful tool in disentangling signal and background.

For dark matter producing neutrinos in the 5 – 100 MeV energy range, large-scale Liquid Argon Time Projection Chambers (LArTPCs) present an exciting opportunity for improved constraints [24, 33–37]. This technology offers excellent prospects for large exposure and detailed imaging of neutrino interactions. In particular, potential for direction reconstruction of low-energy neutrino scatters, and the possibility to discriminate neutrino-nucleus and neutrino-electron interactions by tagging correlated final state activity makes this an attractive approach for astrophysical neutrino sources [38–40]. As a benchmark to evaluate the performance of future large, underground LArTPCs, in this work we consider the indirect detection reach of a detector similar to the DUNE far detector [41, 42]. We are in particular interested in whether the ability of such a LArTPC to afford some information about the directionality of the incoming neutrino can be used to increase the sensitivity of indirect detection searches by reducing backgrounds.

We evaluate the potential sensitivity of this benchmark experiment to dark matter annihilation into neutrinos, both with and without directional capabilities. Even without directional information, we show that competitive experimental limits can be achieved with 40 kton×year of exposure for dark matter in the mass range 5 – 50 MeV. The lower end of this range is set by an assumed energy threshold, in consideration of triggering and low-energy radiological backgrounds. Above ~ 30 MeV, the projected sensitivity would out-perform all existing limits.

Below ~ 20 MeV where solar neutrino backgrounds dominate, directional information can significantly improve sensitivity. This improvement can be enhanced (up to an order of magnitude improvement) if efficient event-by-event discrimination between neutrino-nucleus and neutrino-electron scattering can be achieved. If event discrimination and directional capabilities are demonstrated in a LArTPC, such an experiment could provide strong constraints on dark matter annihilation into neutrinos with masses below 20 MeV, in addition to the record-setting limits at higher masses.

We describe the experimental concept in Section II, including our assumptions for the resolution, directional capabilities, and ability to distinguish scattering events by their final states. Section III outlines the expected signal from dark matter annihilation in the Galactic Center, convolved with the assumed detector response. In Section IV, we describe the main backgrounds, which can be divided into two main categories: isotropic backgrounds and Solar backgrounds. Our statistical approach resulting in model-independent limits is described in Section V, which we cast as limits on a gauged $L_\mu - L_\tau$ model in Section VI.

II. EXPERIMENT DESCRIPTION

As a model for a large, deep underground LArTPC-based neutrino experiment, we consider the parameters and expected performance of the DUNE Far Detector [41, 42] as a concrete benchmark. Our assumed detector is thus a Liquid Argon Time Projection Chamber (LArTPC) with a 13.7 kilotonne active liquid argon volume. In such a detector, final state charged particles are detected through their ionization of the bulk argon: a uniform electric field drifts these ionization electrons to an anode plane where signals are detected and digitized. In a traditional wire-readout LArTPC, charge sensing is performed using an array of parallel planes of wires, typically three planes with spacing between planes and between wires approximately 3–5 mm, yielding three projections that are combined with timing to form a 3D image of the deposited charge. Planned next-generation LArTPC detectors such as the DUNE Liquid Argon Near Detector (ND-LAr) [43] will instead employ novel pixel-based readout systems [44, 45] to instrument the anode plane with charge-sensitive 2D “pixel” pads, providing 3D information without requiring inter-plane matching. This approach leads to reduced ambiguities and lower noise, yielding improved spatial resolution for low-energy signals and a more uniform response across track angles relative to the readout plane. With significant benefits to direction reconstruction for MeV-scale neutrino signals, this is a promising technology for future large-scale, deep-underground LArTPCs.

The sensitivities we estimate are based on a nominal year-long exposure for a four-module detector, noting that this exposure may be obtained with longer running in a subset of modules, and extended with a longer run time. In order to achieve 40 kton×year exposure in roughly this calendar time, it is assumed that events of interest will be recorded continuously, not only when an accelerator neutrino beam is firing. This may be achieved in a conventional wire-based readout LArTPC using a compressed, zero-suppressed data stream as has been developed for supernova burst sensitivity [46], or using a pixel-based readout scheme wherein self-triggering 2D pixel channels naturally yield continuous readout with low data volume [45, 47].

The signals of interest in the LArTPC are final state charged particles produced in the interactions of neutrinos with argon nuclei and electrons. Of particular interest are $\nu_e + {}^{40}\text{Ar}$ charged-current (CC) scattering and $\nu + e^-$ elastic scattering (ES), both of which produce an energetic final state electron. In this work, we are focused on neutrinos with energies below 50 MeV. In this regime, particularly below $E_\nu \lesssim 30$ MeV, the ν_e charged-current interactions are dominated by transitions to low-lying nuclear excited states, with a subsequent de-excitation producing a cascade of γ -rays, which go on to deposit energy nearby via electron Compton scattering. Elastic scattering (ES) — which proceeds for all flavors via neutral current channels, but with an enhanced cross section

for ν_e due to an additional charged-current ES contribution — yields an energetic final state electron with no excited nucleus, and thus no associated γ cascade. This provides a means for discriminating between CC and ES events, which has been explored in the context of supernova neutrino detection in Ref. [39]. We will apply this ability to distinguish between the ES and CC events later in our analysis.

A. Directional Reconstruction

In this work, we are interested in the sensitivity to the direction of flight of a neutrino which produces a scattered electron in the detector. This information can only be imperfectly reconstructed as the direction of the scattered electron is not fully aligned with the unseen neutrino's path. This incomplete correlation means that, even if the experiment could reconstruct the electron direction with perfect angular resolution, the neutrino direction would only be imperfectly determined.

We consider the cases of electrons produced either in $\nu_e - {}^{40}\text{Ar}$ charged-current (CC) interactions or in neutrino-electron elastic scattering (ES). In the latter case, the direction of the final state electron is strongly correlated with the incoming neutrino. In the first panel of Figure 1 we show the differential cross sections with respect to the opening angle between the electron-type neutrino and electron, $d\sigma/d\cos\theta_{\nu e}$, for both ES and CC interactions for three representative neutrino energies: 5, 10, and 20 MeV. For both ES and CC cross sections, we calculate the angular and electron energy dependence using the MARLEY v1.2.0 neutrino event generator [49–51]. We simulate 10^7 ES scattering events and 6×10^6 CC scattering events with neutrino energies between 0 and 50 MeV using MARLEY, and use the resulting binned distributions to generate interpolated functions for scattering angles and electron energies as a function of neutrino energy. These interpolated functions are used throughout this work. The CC cross sections for $\mathcal{O}(10)$ MeV-scale $\nu_e - {}^{40}\text{Ar}$ scattering depend non-trivially on nuclear physics. In particular, the angular distribution for these interactions is uncertain and depends on nuclear state transition probabilities that are not completely understood [52]. Future measurements of the charged-current differential cross sections at these energies will be crucial to a complete understanding of the signal and backgrounds for the search we describe here, and other measurements in this energy range.

While the final state electron from ES is highly peaked along the neutrino direction, the CC electron distribution according to the MARLEY model is nearly flat. The cross-sections for $\bar{\nu}_e$ are $\sim 40\%$ of the ν_e values, while the ν_μ and ν_τ cross sections (and their antiparticles) are $\sim 15\%$ of the electron-type. In this work, we will neglect the second- and third-generation scattering.

In order to calculate limits using directional information, we must calculate the scattering angle $\theta_{\nu e}$ of the

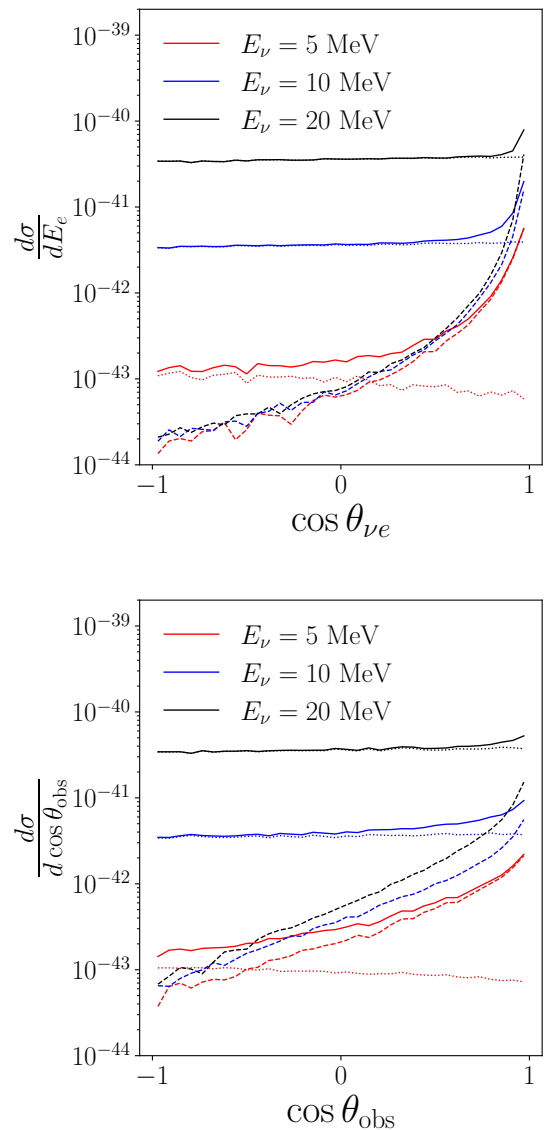


FIG. 1. *Top*: Differential cross section for neutrino scattering per argon atom via electron-scattering (ES, dashed) [48], charged-current (CC, dotted) [49–51], and total (solid) as a function of the recoil angle $\theta_{\nu e}$ of the electron relative to the initial neutrino direction, for 5 MeV (red), 10 MeV (blue), and 20 MeV (black) neutrino energies. *Bottom*: Differential cross section for observed direction of the scattered electron assuming a detector angular resolution of 30° , with labeling as in left panel. Distributions were calculated using Monte Carlo simulations from MARLEY.

electron relative to the neutrino direction, and the correlated electron kinetic energy E_e . Both of these distributions are dependent on the neutrino energy E_ν . For ES, the relationship between E_ν , E_e , and $\theta_{\nu e}$ can be calculated analytically [48]:

$$E_e = \frac{2m_e E_\nu^2 \cos^2 \theta_{\nu e}}{(m_e + E_\nu)^2 - E_\nu^2 \cos^2 \theta_{\nu e}}. \quad (1)$$

For CC scattering, the recoiling nucleus can exist in a number of excited states. This makes an analytic relation difficult to calculate, and we rely on MARLEY to numerically simulate the double-differential distributions $d^2\sigma/d\cos\theta_{\nu e}dE_e$.

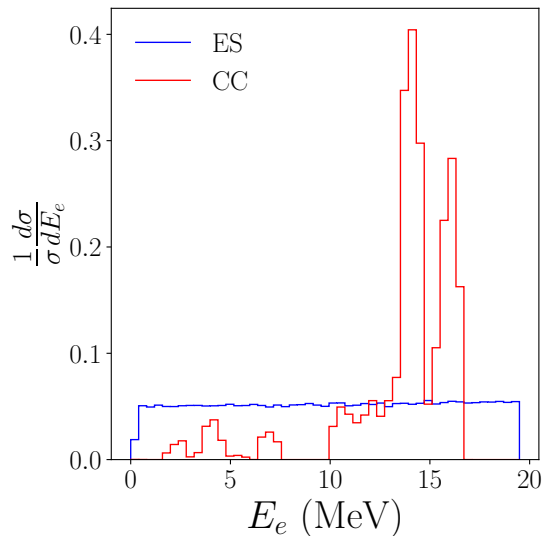


FIG. 2. Differential cross section for 20 MeV neutrino scattering via electron scattering (ES, blue) and charged current neutrino-argon scattering (CC, red), calculated through Monte Carlo simulation using MARLEY. The complex scattering structure of CC is due to excited nuclear states within the argon target.

In Figure 2 we show the distribution of electron kinetic energies E_e in the two scattering modes for incoming neutrino energies $E_\nu = 20$ MeV, again obtained using MARLEY simulation. As can be seen from the combination of Figures 1 and 2, ES scattering results in electrons which are forward-peaked, but with a relatively wide distribution of E_e (compared to E_ν). CC scattering, in contrast, results in scattering which is nearly isotropic, but with electron energies more narrowly distributed and typically closer to E_ν .

Experimental reconstruction of the electron’s direction of travel is complicated by a number of effects, including multiple Coulomb scattering, the angular resolution associated with the spatial granularity of the readout plane, and the ability of event reconstruction algorithms to resolve the track direction — in particular, a possible 180° forward-backward ambiguity. We quantify the angular resolution with an overall energy-dependent resolution function $\sigma_{\text{res}}(E_e)$. The resolution parameter can be thought of as the width of the smeared distribution of measured electron directions as compared to the truth. Studies of supernova event pointing in DUNE reveal the significant challenges in this energy regime: conventional track reconstruction approaches suffer substantially from the inherent 180° ambiguity in the orientation of an iso-

lated track, leading to an angular resolution of approximately 140° that can be improved to 30° at 50 MeV by accounting for associated Bremsstrahlung activity [42]. The impact of this improvement declines steadily with energy however, as Bremsstrahlung becomes less frequent. Resolving this ambiguity alone reduces the angular resolution to 40° near threshold, with otherwise conventional reconstruction tools [42].

Several handles are available to further improve reconstruction performance and thus angular resolution. In addition to Bremsstrahlung activity, the topology of tracks contains considerable directional information. At the energies we consider (5 – 50 MeV), electrons will travel at least a few centimeters, crossing several readout channels. The high ionization density associated with a Bragg peak may be used to help identify a start and end point, along with the track curvature due to Coulomb scattering, an effect which becomes larger as the electron loses energy. Finally, the initial segment of the track, which carries the most information about the initial direction, can be isolated and used to reconstruct the direction. These possibilities become particularly compelling for pixel-based readout systems, which provide unambiguous 3D spatial information even for MeV-scale energy deposits. Such techniques have recently been studied in the context of the QPix pixel-based charge readout system, where simulations of supernova neutrino ES events were used to demonstrate an algorithm successfully reconstructing 68% of single ES scatters within 64° of the true direction, including the previously noted ambiguities [40]. That reference also includes an example illustration of three-dimensional event within the relevant electron energy range.

In our analysis, we compute two limits: an “all-sky” sensitivity which uses no angular information, and a sensitivity assuming a flat 30° angular resolution for all electron energies and angles as a bounding case. The latter is chosen to be consistent with the best performance demonstrated in LArTPCs at higher energies, and on par with the resolutions achievable with large-scale water Cherenkov neutrino observatories [53–55], in light of the range of LArTPC performance that depends on rapidly-improving technology and analysis approaches. Limits depending on directional information using the existing angular resolutions will be mildly weaker, most notably at the lowest electron energies, with the all-sky limits corresponding to the limiting case in which no direction information is available.

In principle, even with limited angular information one can reject neutrinos that are likely to have originated from the Sun (and to a lesser extent the isotropic cosmic background) in favor of neutrinos from the Galactic Center, thus improving sensitivity to signals of dark matter annihilation. Hence, improved angular resolution leads to reduced acceptance for isotropic backgrounds, and discrimination of CC and ES final states enables an enhancement of the ES events that carry nontrivial directional information.

With our benchmark resolution, we obtain the observed distribution of electron directions $\Omega_{\text{obs}} = (\theta_{\text{obs}}, \phi_{\text{obs}})$ relative to the neutrino flight path $\Omega_\nu = (\theta_\nu, \phi_\nu)$ by convolving the differential cross section (which depends only on the opening angle between Ω_{obs} and Ω_ν) with a Gaussian error function on Ω_{obs} that has a standard deviation σ_{res} . Practically, we calculate the distribution

$$\frac{d^2\sigma}{d\cos\theta_{\text{obs}}dE_e}$$

by randomizing the path of the scattered electron in ES and CC events simulated by MARLEY, then binning and interpolating the results. In the bottom panel of Figure 1, we show the differential cross section $d\sigma/d\cos\theta_{\text{obs}}$ assuming the flat 30° resolution and integrating over all electron energies exceeding a 5 MeV threshold.

Given a flux Φ_ν of neutrinos that depends on angular position $\Omega = (\theta, \phi)$, the recoiling electrons have an observed spectrum with an angular dependence on Ω_{obs} of

$$\frac{d^2\Phi_e(E_\nu)}{d\Omega_{\text{obs}}dE_e} = \int d\Omega \frac{d^2\sigma}{d\cos\theta_{\nu e}dE_e} \frac{d\Phi_\nu(E_\nu)}{d\Omega}, \quad (2)$$

where $\cos\theta_{\nu e}$ is the opening angle between Ω and Ω_{obs} . The resulting observed angular distribution of electrons from neutrino scattering events is then

$$\frac{d^2N_e}{d\Omega_{\text{obs}}dE_e} = (N_{\text{target}} \times T) \times \epsilon(E_\nu) \times \frac{d^2\Phi_e(E_\nu)}{d\Omega_{\text{obs}}dE_e}, \quad (3)$$

where $N_{\text{target}} \times T$ is the exposure of the detector, and $\epsilon(E_\nu)$ is the energy-dependent detector efficiency. We assume an exposure of 40 kton \times year. Based on Ref. [42], we assume a detector efficiency of 100% for $E_e > 5$ MeV and zero below this threshold. This implies a minimum neutrino energy of ~ 6 MeV.

For computational simplicity, for the remainder of this work we will use electron energy bins of width 1 MeV, larger than the expected energy resolution for a LArTPC detector [56]. Finer binning may result in improvements of our predicted limits, at the cost of increased computational time.

B. CC/ES Discrimination

Finally, we consider the impact of distinguishing the ES scattering events from the CC. The reduced sensitivity of the detector to new physics due to lower overall signal rate can be outweighed by a greater decrease in the background rate once directional information is factored in, as the scattered electrons will be more closely aligned with the original neutrino direction, which can improve sensitivity to a signal from a well-localized source. Previous work has explored the possibility to discriminate between CC and ES scatters on an event-by-event basis in large-scale LArTPCs based on the presence or absence

of correlated final state deexcitation photon activity [39]. Based on that work, we assume a sample of ES events can be obtained with an efficiency ϵ_{ES} , defined as the fraction of all ES events that would pass the discrimination cuts, and with a CC contamination given by a constant efficiency ϵ_{CC} [39, 57]:

$$\epsilon_{\text{ES}} = e^{-0.0464 \times (E_\nu/\text{MeV})}, \quad \epsilon_{\text{CC}} = 0.0072. \quad (4)$$

III. DARK MATTER NEUTRINO SIGNALS

Having calculated the angular dependence of the observed electrons inside the detector as related to the neutrino signal, we now apply these results to signal of dark matter annihilation in the Galactic Center. Such neutrinos would be highly localized towards the Galactic Center. If some of this directionality is imprinted into experimental measurement, it can be used to enhance signal over background, especially the background from highly-localized Solar neutrinos.

The differential flux of neutrinos from annihilating dark matter of mass m_χ and velocity-averaged cross section $\langle\sigma v\rangle$ as a function of energy E is given by

$$\frac{d\Phi_\chi(E_\nu)}{d\Omega} = \frac{\langle\sigma v\rangle}{8\pi m_\chi^2} \frac{dN}{dE_\nu} \int_{\text{l.o.s.}} dl \rho_\chi^2(l, \Omega). \quad (5)$$

In this section, we assume $\langle\sigma v\rangle$ includes annihilation into all three generations of neutrinos, resulting in equal fluxes of ν_e , ν_μ , and ν_τ (and their antimatter counterparts). As previously discussed, we assume our signal events originate only from ν_e and to a lesser extent $\bar{\nu}_e$, ignoring a small admixture from the second and third generations. This results in slightly conservative limits. In Eq. (5), dN/dE_ν is the spectrum of neutrinos emitted by a single dark matter annihilation, which we assume to be monoenergetic, $dN/dE_\nu = 2\delta(E_\nu - m_\chi)$. The last term in Eq. (5) is the differential J -factor, $dJ/d\Omega$, a line-of-sight integral of the dark matter density containing all the information about the angular dependence of the signal. The details of the J factor calculation are provided in Appendix A.

The dark matter-induced neutrino flux must then be convolved with the scattering cross section to give the angular dependence of the visible electron counts, as per Eq. (3). We show this angular distribution across the sky in Figure 3. As can be seen, the CC scattering erases nearly all of the angular dependence of the initial neutrino flux. ES events on the other hand still peak towards the Galactic Center, due to the closer correlation between the neutrino and recoiling electron path. In Figure 4, we show the number of expected signal events detected by a DUNE-like LArTPC detector after integration over the full sky, assuming an annihilation cross section of $\langle\sigma v\rangle = 3 \times 10^{-23}$ cm³/s into all three generations of neutrinos at the Galactic Center (of which only the electron-type are detected) and a 40 kton \times year exposure.

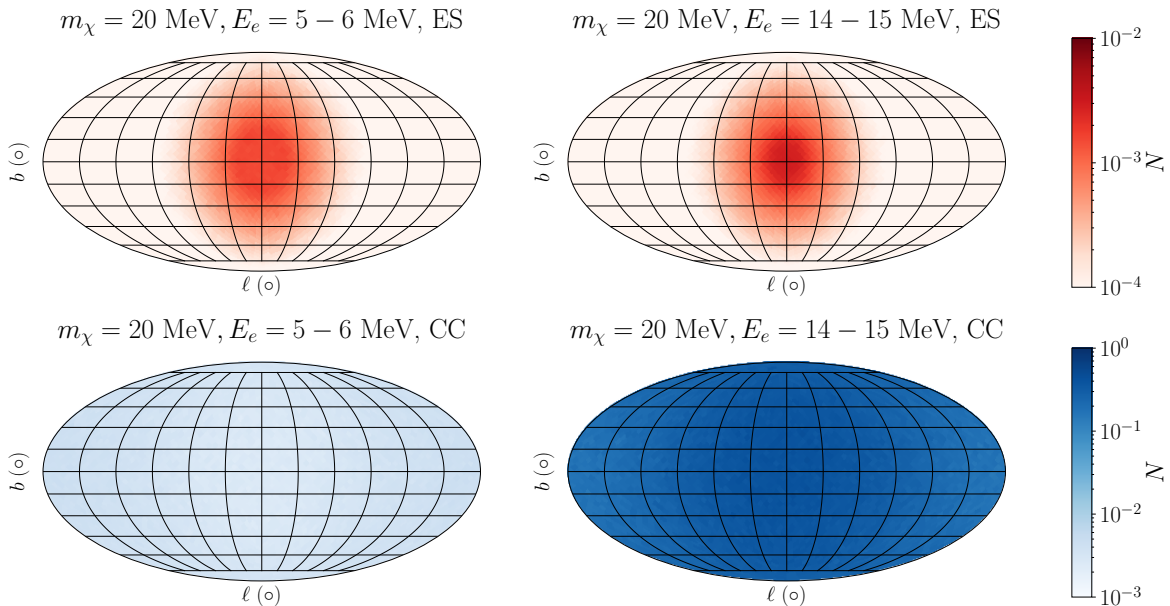


FIG. 3. Distribution on the sky (in Galactic coordinates centered on the Galactic Center) of the expected number of signal electrons N in angular bins of solid angle $d\Omega = 4 \times 10^{-4}$ sr, assuming $m_\chi = 20$ MeV, and $\langle\sigma v\rangle = 10^{-22}$ cm³/s, a LArTPC detector with 40 kton \times year of exposure, an angular resolution of 30° for electrons. Distributions are shown for ES scattering (upper row) and CC scattering (lower row), and electron energies of 5 – 6 MeV (left column) and 14 – 15 MeV (right column).

IV. BACKGROUNDS

In the previous section, we have determined the expected rate of neutrino events in a LArTPC detector, as a function of the apparent direction of travel of the electrons within the detector. As seen in the previous section, the electron direction will still be correlated with the location of the Galactic Center, especially for ES events. We now turn to estimating background events, and determine the angular distributions of the background electrons. We consider five primary sources of background in the detector: scattering of ^8B and *hep* solar neutrinos, atmospheric neutrino interactions, decays of radioisotopes produced via spallation by cosmic ray muons, and the yet-undetected diffuse supernova neutrino background (DSNB).

For the solar neutrinos, spallation, and DSNB, we adopt the model of Zhu, Beacom, and Li [59], developed in the context of DUNE solar neutrino sensitivity [60], within the same signal energy range. In particular, we assume the same observed electron spectra as obtained in that work, including a suite of spallation-induced background reduction cuts, and scale these to our nominal detector exposure. We note that these electron energy distributions include a 7% energy resolution, while the effect of final state electron energy resolution is not included in our signal model; the effect of this approximation on the sensitivity is minimal due to the relatively coarse 1 MeV energy bins used in our analysis.

Atmospheric neutrino interactions dominate the background in the energy region above the solar neutrino end-

point. To approximate this background, we consider the model of Cocco et al. [61]. That work presents a detailed analysis of the DSNB sensitivity of the ICARUS LArTPC detector [62] sited underground at the INFN Gran Sasso Laboratory (LNGS). This includes a prediction of the atmospheric ν_e flux and the electron energy spectra for backgrounds based on a detailed FLUKA [63, 64] Monte Carlo simulation. The atmospheric neutrino flux will depend to some extent on the detector location, in particular the geomagnetic latitude [65] and the time of exposure relative to the solar cycle, leading to variations on the order of $\lesssim 25\%$. Meanwhile, the observed electron spectrum is also dependent on detector effects, reconstruction, and analysis strategies for background mitigation, among other factors, which is likely a larger effect. In view of this, we treat the results for ICARUS at LNGS presented in Ref. [61] as representative of the relevant atmospheric neutrino backgrounds for a large scale, deep-underground LArTPC detector centrally located in the Northern middle latitudes.

Of the background categories we include, atmospheric neutrinos, spallation-induced decays, and the DSNB are essentially isotropic, and yield isotropic scattered electron distributions. The Solar neutrinos emanate from the core of the Sun, which we take to be a point source on the sky. In Figure 5, we show the expected differential rate of observed background events with our assumed exposure. As can be seen, below 20 MeV, the Solar neutrinos dominate, suggesting that angular information might be especially useful to reject background in this regime.

The angular dependence of the observed electrons rela-

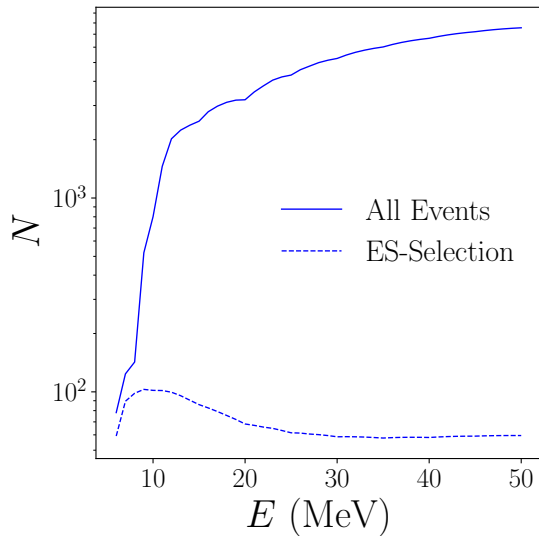


FIG. 4. Total number of dark matter signal events integrated over the full sky as a function of neutrino energy E_ν , as seen in 40 kton \times year of exposure of a LArTPC detector. We assume the best-fit NFW profile of Ref. [58] and an annihilation cross section of $\langle\sigma v\rangle = 3 \times 10^{-22} \text{ cm}^3/\text{s}$. The solid line shows the prediction for all scattering events, while the dotted line shows those events selected to be ES-like, assuming a selection efficiency of Eq. (4) on top of the overall efficiency.

tive to the Sun can be calculated through Eq. (2), taking the differential flux of neutrinos to be a delta function at the Sun’s location and assuming each background has a source spectrum of *neutrino* energies, which are taken from Ref. [66]. The electrons due to spallation-induced activity have no relevant parent neutrino spectrum, and we assume this background is isotropic.

The Sun moves relative to the Galactic Center over the course of a year, as shown in Figure 6. Therefore, for any location on the sky (measured against the fixed stars and thus the Galactic Center), the relative rate of signal and background events will be continually changing throughout the year. In Figure 7 we show the electron background rate for one day in the year (chosen as April 10th, 2022, or Day 100), demonstrating the angular dependence of the Solar backgrounds in both ES and CC channels. In the next section, we describe our approach to maximize the projected sensitivity, using day-by-day predictions for the signal and background differential rates to fold in directional information to our limits.

V. MODEL INDEPENDENT LIMITS

If directional information were not available, we can set predicted limits on the annihilation cross section of dark matter into neutrinos in the Galactic Center by

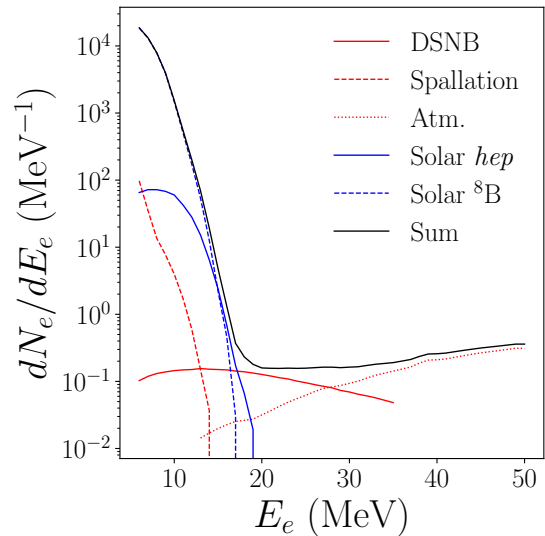


FIG. 5. Differential rate of background electron events in a LArTPC detector as a function of electron energy (per 40 kton \times yr exposure), based on Refs. [59–61] (see text for details). The diffuse supernova neutrino background (DSNB), spallation, and atmospheric backgrounds are isotropic, while the two Solar backgrounds come from the direction of the Sun.

comparing the predicted signal rate to the number of background events in each 1 MeV bin of electron energy, from our threshold of 5 MeV up to the maximum possible $E_e \sim m_\chi$. This “all-sky” limit results in strictly weaker limits if ES-like events are selected, as both signal and background event rates would be reduced by the same factor.

By adding the apparent direction of the scattered electron, additional information can be used to set the limit: the probability of any individual event being the result of signal from the Galactic Center versus originating from the isotropic plus Solar backgrounds. In this case, the correlation between the neutrino and electron directions in ES events can result in a significantly improved bound if ES-like events can be isolated within the LArTPC.

To incorporate both the event rate and the probability given the direction of the scattered electron in our statistical treatment, we use the CL_s method to set limits. We account for the changing relative location of the Sun by considering data acquisition day-by-day over the year. For each day, we calculate the Solar location relative to the Galactic Center, and generate a random sample of background and signal events across the sky, using the differential distributions calculated in Sections III and IV.

Specifically, to generate the differential distributions, we divide the sky into 3072 equal bins using HEALPY[69, 70], use bins of width 1 MeV in E_e from 5 MeV up to the assumed value for m_χ , calculate an expected signal and background rate in each angular and energy bin for each

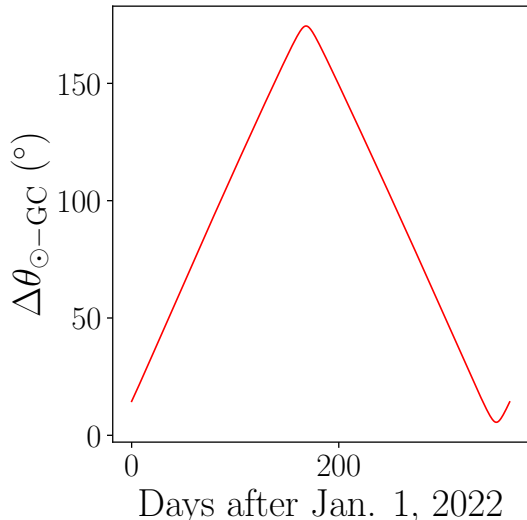


FIG. 6. Opening angle between the Sun and the Galactic Center as seen from Earth as a function of the date after January 1, 2022 (using the Solar position from ASTROPY [67, 68]).

day, and draw an expected number of events in each bin from a Poisson distribution with the bin-dependent expected event rate. The overall normalization of the signal rate depends on the assumed value of $\langle\sigma v\rangle$. The angular and energy bin sizes are chosen to be sufficiently small while remaining computationally tractable; smaller bin sizes would increase the power of each neutrino event to statistically discriminate between signal and background, at the cost of increased analysis time.

We then define a log-likelihood ratio for the observed number of events in each bin i that corresponds to observed electron direction Ω_i and energy E_α on day t as

$$L(\langle\sigma v\rangle, \Omega_i, E_\alpha, t) = \quad (6)$$

$$\ln \left(f[n_{\text{obs}}(\Omega_i, E_\alpha, t) | n_s(\Omega_i, E_\alpha, t, \langle\sigma v\rangle) + n_b(\Omega_i, E_\alpha, t)] \right) - \ln \left(f[n_{\text{obs}}(\Omega_i, E_\alpha, t) | n_b(\Omega_i, E_\alpha, t)] \right),$$

where $f(\lambda|n)$ is the Poisson distribution for λ observed events with an expectation of n events, $n_s(\Omega_i, E_\alpha, t, \langle\sigma v\rangle)$ is the expected number of signal events in bin indexed by angular location Ω_i and electron energy E_α on day t assuming dark matter annihilation cross section $\langle\sigma v\rangle$, and $n_b(\Omega_i, E_\alpha, t)$ is the expected number of background events in that bin over that day. In the “all-sky” analysis, we collect the simulated events in a single angular bin.

We then construct the signal and background distributions of $\sum_{i,t} L(\langle\sigma v\rangle, \Omega_i, E_\alpha, t)$, where the sum runs over all angular and energy bins and every day of the data-taking (assumed to be one full year). First, we generate 1,000 iterations of the events expected from 40 kton \times year of exposure, assuming the presence of signal with cross section $\langle\sigma v\rangle$. From this, we can construct

the probability distribution of the log-likelihood in the presence of signal, $P_{\text{sb}} \left(\sum_{i,t} L(\langle\sigma v\rangle, \Omega_i, E_\alpha, t) \right)$ through a histogram of the summed log-likelihood. Next, events are generated assuming background only, constructing $P_b \left(\sum_{i,t} L(\langle\sigma v\rangle, \Omega_i, E_\alpha, t) \right)$ out of the histogram of 1,000 sets of mock background-only observations. The resulting limits assuming a smaller detector volume and a longer period of exposure would be very similar, but computationally more expensive.

The $\text{CL}_{\text{sb}}(\langle\sigma v\rangle)$ and $\text{CL}_b(\langle\sigma v\rangle)$ parameters for a set of observed neutrino events $\{\Omega_i, E_\alpha, t\}$ — assuming a signal event rate set by an annihilation cross section $\langle\sigma v\rangle$ — are then defined as

$$\text{CL}_{\text{sb}} = \int_{x > \sum_{i,t} L(\langle\sigma v\rangle, \Omega_i, E_\alpha, t)}^\infty dx P_{\text{sb}}(x) \quad (7)$$

$$\text{CL}_b = \int_{x > \sum_{i,t} L(\langle\sigma v\rangle, \Omega_i, E_\alpha, t)}^\infty dx P_b(x). \quad (8)$$

That is, CL_{sb} and CL_b are the probabilities of seeing a set of events more signal-like than what was actually observed, assuming the presence (for CL_{sb}) or absence (for CL_b) of signal. The exclusion limit CL_s for a given cross section is then the ratio

$$\text{CL}_s(\{\Omega_i, E_\alpha, t\}, \langle\sigma v\rangle) = \frac{\text{CL}_{\text{sb}}(\{\Omega_i, E_\alpha, t\}, \langle\sigma v\rangle)}{\text{CL}_b(\{\Omega_i, E_\alpha, t\}, \langle\sigma v\rangle)} \quad (9)$$

To obtain projected limits, we set the observed events to be the expected value for background only (that is, $\text{CL}_{\text{sb}} = 0.5$) and calculate a limit for the cross section when $\text{CL}_s = 0.05$ (i.e., 95% exclusion).

In Figure 8, we show the predicted upper limits at 95% confidence for $\langle\sigma v\rangle$ from 40 kton \times year exposure. Limits for two sets of assumptions are shown:

1. the “all-sky” analysis, which ignores directional information, and
2. limits using directional information, assuming an angular resolution of 30° for electrons.

For both of these options, we consider analyses that use all scattering events (i.e., both CC and ES processes) as well as an analysis after ES selection has been applied. The latter category contains some admixture of CC scattering, through the efficiency factors of Eq. (4).

As expected, we see that without directional information, the ES-selected subsample results in strictly weaker limits. At high dark matter mass (and thus neutrino and electron energies), the cross section for electron scattering is relatively isotropic and directional information does not significantly improve these limits (either with or without the ES selection). Above 30 MeV, above the range of the Super-Kamiokande limits derived using $\bar{\nu}_e$ events [30], a DUNE-like LArTPC detector could exceed all existing limits, using all events and regardless of directional information. It is likely these relatively flat limits

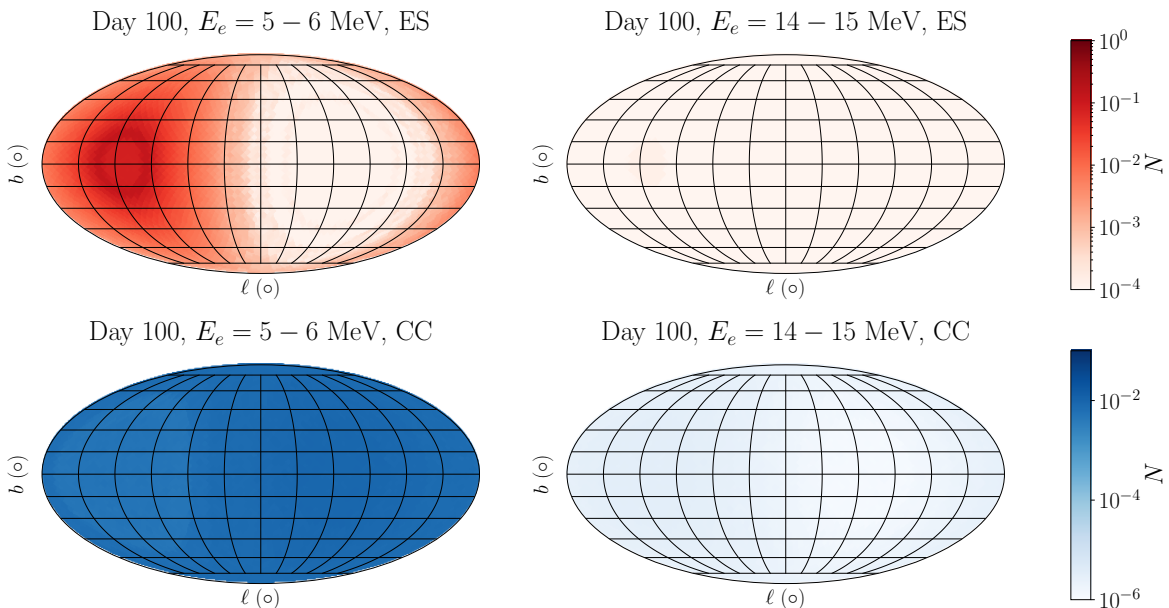


FIG. 7. Distribution on the sky (in Galactic coordinates centered on the Galactic Center) of the expected number of background electrons N on April 10th (Day 100 of Figure 6) in angular bins of solid angle $d\Omega = 4 \times 10^{-4}$ sr, a LArTPC detector with 40 kton \times year of exposure, and an angular resolution of 30° for electrons. Distributions are shown for ES-scattering (upper row) and CC-scattering (lower row), and electron energies of 5 – 6 MeV (left column) and 14 – 15 MeV (right column).

would extend above the 50 MeV maximum mass we consider in this work.¹

In the lower energy regime, $m_\chi \lesssim 20$ MeV, where Solar backgrounds dominate and the more-collinear ES events are relevant, directional information can significantly improve the limits, up to nearly an order of magnitude (relative to the all-sky, all-event analysis) at the lowest energies, when employing a selection to enhance the purity of ES-like events.

VI. MODEL DEPENDENT INTERPRETATION

As a concrete example of our projected limits, we now apply our model-independent results to the parameter space of a representative well-motivated model of dark matter with strong couplings to neutrinos. We consider a gauged vector portal model in which the Standard Model is extended to include an anomaly-free $U(1)_{L_\mu - L_\tau}$ gauge group [71]. The spontaneous breaking of this gauge symmetry leads to a massive gauge boson Z' which interacts only with μ , τ , ν_μ , ν_τ , and their corresponding anti-particles. Further details of the model including the Lagrangian of interactions between Standard Model fermions f and the dark matter χ are given in Appendix B.

In this model, a mediator Z' interacts primarily with 2nd and 3rd generation Standard Model leptons through a gauge coupling g_f . However, a non-zero kinetic mixing between Z' and the neutral Standard Model gauge bosons is induced at the one-loop level [72]. All the other Standard Model fermions couple to Z' through kinetic mixing. As this interaction is subdominant to the interaction with second and third generation leptons, we do not consider it further in this study.

If dark matter χ is charged under this extra group, then the vector boson can mediate interactions between χ and the Standard Model. We assume that the dark matter is vector-like under this new gauge group, hence its charge can vary away from unity. Following the convention in Ref. [73], we choose three benchmark dark matter models, wherein the dark matter is treated as a Dirac fermion, Majorana fermion, or complex scalar, as defined in Eq. (B4).

If there is no particle asymmetry in the dark sector, then the relic abundance in the early Universe is given by the thermal freeze-out of dark matter annihilating to Standard Model particles through the $L_\mu - L_\tau$ gauge boson Z' . The main annihilation processes depend on the mass hierarchy in the dark sector. If $m_\chi > m_{Z'}$, the dominant process is secluded annihilation of dark matter into the Z' , $\chi\chi \rightarrow Z'Z'$, followed by decay into Standard Model fermions $Z' \rightarrow \bar{f}f$. On the other hand, if $m_\chi < m_{Z'}$, then the dominant process is the direct s -channel annihilation of dark matter through the exchange of a Z' , i.e., $\chi\chi \rightarrow \mu^+\mu^-, \tau^+\tau^-, \nu_i\bar{\nu}_i$, with $i = \mu, \tau$. The secluded annihilation case could have very interest-

¹ Expected limits for higher dark matter masses were not considered as the computational time over many bins of electron energy became prohibitive given the available resources.

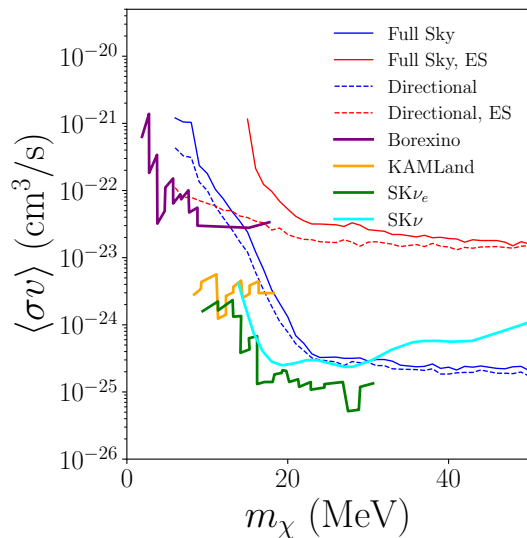


FIG. 8. Projected 95% CL upper limits on dark matter annihilation cross section $\langle\sigma v\rangle$ into all three flavors of neutrinos as a function of dark matter mass, assuming 40 kton \times year exposure. All-sky events (no angular information) are shown in solid lines, and assuming $\sigma_{\text{res}} = 30^\circ$ in dashed. Limits considering both ES and CC events are in blue, the ES-selected subsample limits are in red. Existing limits using Borexino [27] (purple), KamLAND [28, 29] (orange), Super-Kamiokande [30] $\bar{\nu}_e$ (green), and Super-Kamiokande diffuse supernovae flux search [6] (cyan) data as reanalyzed in Ref. [26] are shown for comparison.

ing phenomenology [35], however it is beyond the scope of this work. In this work, as an illustrative example we will focus on the case with $m_\chi < m_{Z'}$.

In this model, after oscillations in transit from the Galactic Center, the flavor ratio of neutrinos on Earth is $\nu_e:\nu_\mu:\nu_\tau = 1:2:2$. Hence for dark matter annihilation into μ and τ neutrinos, the electron (anti-)neutrino flux on Earth is given by

$$\frac{d\Phi}{dE_\nu} = \frac{1}{5} \frac{\langle\sigma v\rangle}{8\pi m_\chi^2} \frac{dJ}{d\Omega} \delta(E_\nu - m_\chi). \quad (10)$$

Here $\langle\sigma v\rangle$ is the thermally averaged annihilation cross-section in the present day:

$$\langle\sigma v\rangle = \frac{1}{N_v} \int_0^\infty \sigma v f(v) dv, \quad (11)$$

where $N_v = \int_0^\infty f(v) dv$ and $f(v)$ is the Galactic velocity distribution, which we assume to be the Maxwell-Boltzmann distribution given by $f(v) = \sqrt{2/\pi} v^2/v_0^3 e^{-v^2/2v_0^2}$, with $v_0 = 220$ km/s. See Appendix C for the definition of $\langle\sigma v\rangle$ in the different dark matter models defined in Eq. (B4).

In Figure 9 (left panel), we recast the projected model-independent limits derived in Section V to set model-specific constraints on dark matter annihilating

into neutrinos from the Galactic Center. Here we assume benchmark parameters $m_{Z'} = 3m_\chi$, $g_\chi = 1$ and $g_{\mu-\tau} = 10^{-5}$. The orange shaded region is excluded by Borexino [27], the green shaded region is excluded by Kamland [28, 29], magenta is bound by the Super-Kamiokande anti-neutrino analysis [30], and the purple region is bound by a re-analysis of Super-Kamiokande atmospheric neutrino data [6]. The grey horizontal dashed line represents the thermal annihilation cross-section corresponding to dark matter being in thermal equilibrium with the Standard Model bath at the time of decoupling. The LArTPC detector projections are shown in the red and blue lines, assuming 40 kton \times year exposure. We show the projected reach both without directional information (full-sky, solid lines) and with directional information (dashed lines). The blue lines are the full-sky projections using both CC and ES events, while the red lines are the analyses using the ES-selected sample. We can see, as in Figure 8, that at lower masses directional information provides the strongest projections, however even without directional information, our assumed benchmark LArTPC can have the strongest projections at higher masses and reaches the thermal relic line, and would be competitive with existing limits after 40 kton \times year exposure assuming a directional analysis of ES-enriched events.

The black solid line in Figure 9 (left) is the thermally averaged annihilation cross-section in the Dirac fermion dark matter case. The dashed and dot-dashed lines at the bottom of the figure are the Majorana and complex scalar cases respectively. The Dirac dark matter annihilation is s -wave dominated while the two latter cases are p -wave and hence velocity suppressed. As a result, their late-time annihilation cross-sections (for the benchmark values chosen) are small. The vertical grey shaded region is the area in which dark matter annihilates during Big Bang Nucleosynthesis (BBN), increasing N_{eff} and disrupting the elemental abundances. This bound is obtained from both BBN and CMB data, but is somewhat dark matter model dependent (i.e., the bound can strengthen or weaken depending on the dark matter spin), here we have chosen the Dirac dark matter case, which is the strongest constraint [72, 74–76]. In Figure 9 (right panel), we convert the limits and projections discussed above into the $g_{\mu-\tau}$ vs. $m_{Z'}$ parameter space, with the benchmark parameters $m_{Z'} = 3m_\chi$ and $g_\chi = 1$. The shaded regions are as described previously. The black solid, dashed, and dot-dashed diagonal lines represent the points in parameter space where the relic abundance (described in Appendix C) matches the observed value of $\Omega h^2 \sim 0.12$ [77], for the Dirac fermion, Majorana fermion and Complex scalar respectively. The grey shaded parabolic region is excluded at 5σ CL by measurement of the anomalous magnetic moment of the muon ($g-2$) [78]. The green shaded region bounded by a dashed band is the 2σ muon $g-2$ favored region given by the latest allowed range of Δa_μ , as reported by the

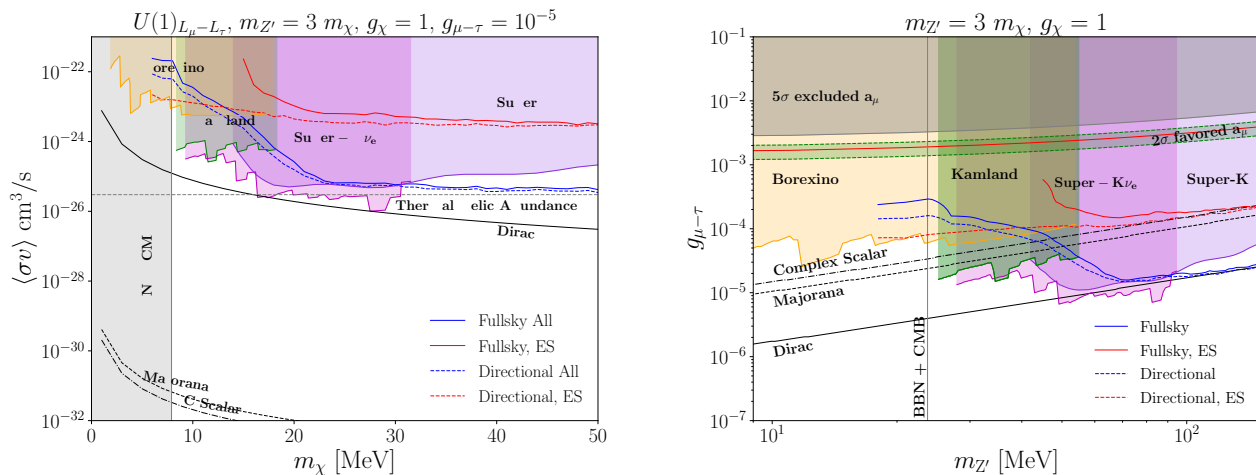


FIG. 9. Constraints on the gauged $U(1)_{L_\mu-L_\tau}$ vector portal model parameter space. *left*: Upper limits on the thermally averaged annihilation cross-section for present time dark matter annihilation into neutrinos. The dashed grey horizontal line represents the thermal relic dark matter that decoupled in the early universe. The darker grey solid, dashed and dot-dashed lines represent the annihilation cross-sections for the Dirac, Majorana and complex scalar models respectively. *right*: Parameter space for dark matter interacting with Standard Model through new vector Z' . We choose benchmark parameters, $m_{Z'} = 3m_\chi$ and dark sector gauge coupling $g_\chi = 1$. The grey shaded region is excluded by muon $g-2$ data at 5σ level, while the area inside the green dashed band is allowed with the central value given by the red solid line. Existing limits using Borexino [27], KamLAND [28, 29], Super-Kamiokande [30] $\bar{\nu}_e$, and Super-Kamiokande diffuse supernovae flux search [6] data as reanalyzed in Ref. [26] are shown for comparison.

Fermilab E989 experiment [79]. The red line represents the current central value. To focus on the large-volume neutrino detector projections and make the plot easier to read, we do not place the accelerator and astrophysical bounds (some of which overlap) here. We refer the reader to Refs. [80, 81].

VII. CONCLUSIONS

Dark matter couplings to neutrinos are one of the least constrained possible interactions between the dark sector and the Standard Model. The low cross section of neutrinos serve to seclude such dark matter from experimental measurement; this is compounded at low energies, making limits here especially weak. At these low energies, a dominant contribution to the backgrounds for indirect detection of dark matter annihilations into neutrinos come from Solar neutrinos. The high level of directionality of these backgrounds, compared to the localized signal from the Galactic Center, raise the possibility that neutrino detectors that can resolve the path of scattered neutrinos may place stronger bounds on dark matter than otherwise would be possible.

In this paper, we have considered the prospects for future large-scale, deep underground liquid argon time projection chambers with directional reconstruction capabilities to search for this signal. We have shown that LArTPCs can be a powerful detector in this area, and will be most sensitive to dark matter with masses above

~ 30 MeV, even without directional information. When including directionality, we find that a LArTPC with $40 \text{ kton} \times \text{year}$ of exposure can set competitive limits on dark matter masses lower than ~ 10 MeV, using both the directionality of the electrons induced from neutrino scattering and the ability to discriminate between charged current and elastic electron scattering events. We have also illustrated the applicability of these results by considering an example model, showing that a DUNE-like LArTPC detector would be sensitive to thermally-produced Dirac fermion dark matter.

ACKNOWLEDGEMENTS

We are grateful to Steven Gardiner, KC Kong, Gordan Krnjaic, Aaron Vincent, and Joseph Zennaro for valuable discussions. We also thank Ivan Lepetic for input on modeling the CC/ES discrimination. This work was initiated at the Aspen Center for Physics, which is supported by National Science Foundation grant PHY-1607611. This work was also partially supported by a grant from the Sloan Foundation. MRB is supported by DOE grant DE-SC0017811. AM is supported by NSF grant PHY-2047665. GM is supported by DOE grant DC-SC0012704 and by the Arthur B. McDonald Canadian Astroparticle Physics Research Institute. Research at Perimeter Institute is supported by the government of Canada through the Department of Innovation, Science and Economic Development and by the Province of

Ontario through MEDJCT. GM also acknowledges support from the UC office of the President via the UCI Chancellor's Advanced Postdoctoral Fellowship.

This work is based on the ideas and calculations of the authors, and publicly-available information pertaining the experimental capabilities. We speak on behalf of ourselves, and not on behalf of the DUNE Collaboration.

Appendix A: Differential J Factor

The differential J factor, appearing in the last term in Eq. (5), corresponds to a line-of-sight (l.o.s.) integral of the dark matter density squared (weighted by $1/\ell^2$), encoding the angular dependence of the signal. This term is given by

$$\frac{dJ}{d\Omega} = \int_{\text{l.o.s.}} d\ell \rho_\chi^2(\ell, \Omega). \quad (\text{A1})$$

As we are interested in the dark matter signal from annihilation in the Galactic Center (GC), we will consider a dark matter profile which is spherically symmetric, with

$$\rho_\chi(\ell, \Omega) = \rho_\chi(r) \quad (\text{A2})$$

$$r^2 = \ell^2 + R_0^2 - 2R_0\ell \cos \theta_{\text{GC}}.$$

Here $R_0 = 8.112$ kpc is the distance between the Sun and the GC [82], and θ_{GC} is the line-of-sight opening angle away from the Galactic Center. As a result of these assumptions, $dJ/d\Omega$ is independent of the azimuthal angle around the GC.

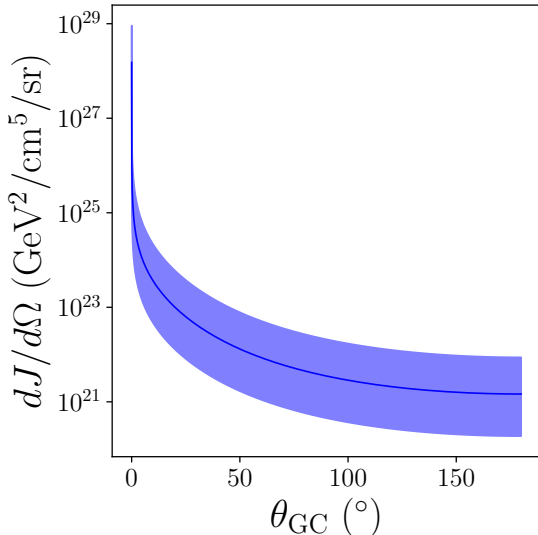


FIG. 10. Differential J -factor as a function of opening angle from the Galactic Center $dJ/d\theta$ assuming the best-fit NFW profile of Ref. [58]. Shaded region indicates 1σ error from the NFW profile fit.

For the Galactic dark matter potential, we will use a Navarro-Frenk-White (NFW) [83] profile

$$\rho_\chi(r) = \frac{\rho_0}{\left(\frac{r}{r_s}\right) \left(1 + \frac{r}{r_s}\right)^2}, \quad (\text{A3})$$

with best-fit parameters [58]

$$\log_{10} (\rho_0/[M_\odot/\text{pc}^3]) = -1.53_{-0.68}^{+0.02} \quad (\text{A4})$$

$$r_s = (10.01_{-0.12}^{+14.42}) \text{ kpc}.$$

The differential J -factor as a function of θ_{GC} is shown in Figure 10. Integrated over the entire sky, this results in a J -factor of $(2.53_{-1.19}^{+0.15}) \times 10^{23} \text{ GeV}^2/\text{cm}^5$. We adopt the central value for our analysis, as variations in the differential J -factor within the 1σ errors of the fit parameters have a straightforward strengthening or weakening of projected limits on the annihilation cross section with very little change in angular dependence.

Appendix B: Gauged Vector Portal Model

In the gauged vector portal model we consider, the Lagrangian of interactions between Standard Model fermions f and the dark matter χ is given by

$$\mathcal{L} \supset \frac{m_{Z'}^2}{2} Z'_\mu Z'^\mu + Z'_\mu (g_f \mathcal{J}_f^\mu + \epsilon e \mathcal{J}_{EM}^\mu + g_\chi \mathcal{J}_\chi^\mu), \quad (\text{B1})$$

where $m_{Z'}$ is the gauge boson mass, $g_f \equiv Q_{\mu-\tau}^f g_{\mu-\tau}$ is the gauge coupling of the mediator to Standard Model fermions, and the currents \mathcal{J} are defined below along with the kinetic mixing parameter ϵ . For the Standard Model fermions, we assume unit charge: $Q_{\mu-\tau}^f \equiv 1$.

The $L_\mu - L_\tau$ current is given by

$$\mathcal{J}_f^\mu = \bar{\mu} \gamma^\mu \mu + \bar{\nu}_\mu \gamma^\mu P_L \nu_\mu - \bar{\tau} \gamma^\mu \tau - \bar{\nu}_\tau \gamma^\mu P_L \nu_\tau, \quad (\text{B2})$$

where $P_L = \frac{1}{2}(1 - \gamma^5)$ is the left handed chirality operator.

In addition to dominant interactions of the Z' with 2nd and 3rd generation Standard Model leptons through a gauge coupling g_f , a one-loop level kinetic mixing between Z' and the neutral Standard Model gauge bosons is given by [72]:

$$\epsilon = -\frac{e g_{\mu-\tau}}{12\pi^2} \log \left(\frac{m_\tau^2}{m_\mu^2} \right). \quad (\text{B3})$$

All the other Standard Model fermions, represented by $\mathcal{J}_{EM}^\mu = \bar{f} \gamma^\mu f$, couple to Z' through kinetic mixing. We do not consider this subdominant interaction in our study.

Assuming that the dark matter χ is charged under this extra group, then the vector boson can mediate interactions between χ and the Standard Model, with the coupling of the mediator to $\chi \equiv Q_{\mu-\tau}^\chi g_{\mu-\tau}$. We assume that the dark matter is vector-like under this new gauge

group, with a charge that can vary away from unity. Following the convention in Ref. [73], we choose three benchmark dark matter models where:

$$\mathcal{J}_\chi^\mu = \begin{cases} \bar{\chi}\gamma^\mu\chi & \text{Dirac Fermion} \\ \frac{1}{2}\bar{\chi}\gamma^5\gamma^\mu\chi & \text{Majorana Fermion} \\ i\chi^*\partial^\mu\chi & \text{Complex Scalar} \end{cases} \quad (\text{B4})$$

Appendix C: Relic Density Calculations

To compute the relic density we begin with the thermally averaged annihilation cross-section, which shows up at both late and early times (in the relic density), as illustrated in fig. 9. For the Dirac fermion dark matter case, the interaction Lagrangian is given by

$$\mathcal{L} \supset g_\chi \bar{\chi}\gamma^\mu\chi Z'_\mu + g_{\mu-\tau} \bar{f}\gamma^\mu f Z'_\mu + g_{\mu-\tau} \bar{\nu}_f \gamma^\mu P_L \nu_f Z'_\mu, \quad (\text{C1})$$

where $f = \{\mu, \tau\}$. As an example, we focus on the $m_{Z'} > m_\chi > m_f$ limit. Then for the annihilation process, $\bar{\chi}\chi \rightarrow \bar{f}f$, the cross-section in terms of Mandelstam s is given by

$$\sigma_{\text{ann}}(s) = \frac{g_\chi^2 g_{\mu-\tau}^2}{12\pi s} \frac{\sqrt{s-4m_f^2}(s+2m_f^2)(s+2m_\chi^2)}{(s-4m_\chi^2)[(s-m_{Z'}^2)^2 + m_{Z'}^2 \Gamma_{Z'}^2]}, \quad (\text{C2})$$

where $\Gamma_{Z'}$ is the decay width of the new $L_\mu - L_\tau$ gauge boson into μ and τ is given by

$$\Gamma_{Z'}(Z' \rightarrow \bar{f}f) = \frac{g_{\mu-\tau}^2 m_{Z'}}{12\pi} \left(1 + \frac{2m_f^2}{m_{Z'}^2}\right) \sqrt{1 - \frac{4m_f^2}{m_{Z'}^2}}. \quad (\text{C3})$$

The decay width into neutrinos is given by $\Gamma_{Z'} = g_{\mu-\tau}^2 m_{Z'}/24\pi$ [72, 73].

To obtain the thermally averaged annihilation cross-section, we follow the formalism in Refs. [73, 84], and parametrize the annihilation cross-section as $\langle \sigma_{\text{ann}} v \rangle \equiv \sigma_0 x^{-n}$. The quantity $x \equiv m_\chi/T$, and $n = 0$ (for s-wave annihilation) and 1 (for p-wave annihilation). Following the arguments above, we also obtain cross-sections for the Majorana and complex scalar dark matter cases. We generalize the cross-section for all three cases as

$$\sigma_0 = \frac{g_{\mu-\tau}^2 g_\chi^2}{k\pi m_\chi^2} \frac{(2 + m_f^2/m_\chi^2) \sqrt{1 - m_f^2/m_\chi^2}}{[(4 - m_{Z'}^2/m_\chi^2)^2 + m_{Z'}^2 \Gamma_{Z'}^2/m_\chi^4]}, \quad (\text{C4})$$

Following the thermal Freeze-out description in Ref. [73], we obtain the relic abundance of χ as

$$\Omega_\chi h^2 = 8.77 \times 10^{-11} \frac{l(n+1)x_f^{n+1} \text{GeV}^{-2}}{(g_{*,S}/\sqrt{g_*})\sigma_0}, \quad (\text{C5})$$

here l accounts for dark matter degrees of freedom, $l = 2$ if dark matter has an antiparticle and $l = 1$ if it is its own antiparticle. Here $g_{*,S}$ and g_* are the entropic degrees of freedom and the relativistic degrees of freedom respectively. x_f is the freeze-out temperature which can be solved recursively and is given by

$$x_f \approx \ln \left[\frac{c(c+2)}{4\pi^3} \sqrt{\frac{45}{2}} \frac{g m_\chi m_{pl}}{\sqrt{g_*(m_\chi/x_f)}} \frac{\sigma_0 x_f^{-n}}{\sqrt{x_f(1-3/2x_f)}} \right]. \quad (\text{C6})$$

The quantity c is obtained parametrically and here we use $c = 1/2$, g is the number of degrees of freedom and $m_{pl} = 1.22 \times 10^{19}$ GeV is the Planck mass. For the Dirac, Majorana and complex scalar models $(n, k, l) = (0, 2, 2)$, $(1, 6, 1)$ and $(1, 12, 2)$ respectively.

-
- [1] G. Bertone and D. Hooper, *Rev. Mod. Phys.* **90**, 045002 (2018), arXiv:1605.04909 [astro-ph.CO].
- [2] C. Patrignani *et al.* (Particle Data Group), *Chin. Phys. C* **40**, 100001 (2016).
- [3] R. K. Leane, in *3rd World Summit on Exploring the Dark Side of the Universe* (2020) pp. 203–228, arXiv:2006.00513 [hep-ph].
- [4] J. F. Beacom, N. F. Bell, and G. D. Mack, *Phys. Rev. Lett.* **99**, 231301 (2007), arXiv:astro-ph/0608090.
- [5] H. Yuksel, S. Horiuchi, J. F. Beacom, and S. Ando, *Phys. Rev. D* **76**, 123506 (2007), arXiv:0707.0196 [astro-ph].
- [6] A. Olivares-Del Campo, C. Boehm, S. Palomares-Ruiz, and S. Pascoli, *Phys. Rev. D* **97**, 075039 (2018), arXiv:1711.05283 [hep-ph].
- [7] M. Blennow, E. Fernandez-Martinez, A. Olivares-Del Campo, S. Pascoli, S. Rosauero-Alcaraz, and A. V. Titov, *Eur. Phys. J. C* **79**, 555 (2019), arXiv:1903.00006 [hep-ph].
- [8] C. Boehm, Y. Farzan, T. Hambye, S. Palomares-Ruiz, and S. Pascoli, *Phys. Rev. D* **77**, 043516 (2008), arXiv:hep-ph/0612228.
- [9] A. Falkowski, J. Juknevič, and J. Shelton, (2009), arXiv:0908.1790 [hep-ph].
- [10] C. Cosme, M. Dutra, T. Ma, Y. Wu, and L. Yang, *JHEP* **03**, 026 (2021), arXiv:2003.01723 [hep-ph].
- [11] H. Davoudiasl, G. Mohlabeng, and M. Sullivan, *Phys. Rev. D* **98**, 021301 (2018), arXiv:1803.00012 [hep-ph].
- [12] A. Berlin and N. Blinov, *Phys. Rev. D* **99**, 095030 (2019), arXiv:1807.04282 [hep-ph].
- [13] Y. Du, F. Huang, H.-L. Li, and J.-H. Yu, *JHEP* **12**, 207 (2020), arXiv:2005.01717 [hep-ph].
- [14] W. Chao, (2020), arXiv:2009.12002 [hep-ph].
- [15] G. Mangano, A. Melchiorri, P. Serra, A. Cooray, and M. Kamionkowski, *Phys. Rev. D* **74**, 043517 (2006), arXiv:astro-ph/0606190.
- [16] P. Serra, F. Zalamea, A. Cooray, G. Mangano, and A. Melchiorri, *Phys. Rev. D* **81**, 043507 (2010), arXiv:0911.4411 [astro-ph.CO].
- [17] R. J. Wilkinson, C. Boehm, and J. Lesgourgues, *JCAP* **05**, 011 (2014), arXiv:1401.7597 [astro-ph.CO].

- [18] B. Bertoni, S. Ipek, D. McKeen, and A. E. Nelson, *JHEP* **04**, 170 (2015), arXiv:1412.3113 [hep-ph].
- [19] E. Di Valentino, C. Bøehm, E. Hivon, and F. R. Bouchet, *Phys. Rev. D* **97**, 043513 (2018), arXiv:1710.02559 [astro-ph.CO].
- [20] M. M. Reynoso and O. A. Sampayo, *Astropart. Phys.* **82**, 10 (2016), arXiv:1605.09671 [hep-ph].
- [21] C. A. Argüelles, A. Kheirandish, and A. C. Vincent, *Phys. Rev. Lett.* **119**, 201801 (2017), arXiv:1703.00451 [hep-ph].
- [22] K.-Y. Choi, J. Kim, and C. Rott, *Phys. Rev. D* **99**, 083018 (2019), arXiv:1903.03302 [astro-ph.CO].
- [23] S. Palomares-Ruiz and S. Pascoli, *Phys. Rev. D* **77**, 025025 (2008), arXiv:0710.5420 [astro-ph].
- [24] N. Klop and S. Ando, *Phys. Rev. D* **98**, 103004 (2018), arXiv:1809.00671 [hep-ph].
- [25] D. McKeen and N. Raj, *Phys. Rev. D* **99**, 103003 (2019), arXiv:1812.05102 [hep-ph].
- [26] C. A. Argüelles, A. Diaz, A. Kheirandish, A. Olivares-Del-Campo, I. Safa, and A. C. Vincent, *Rev. Mod. Phys.* **93**, 035007 (2021), arXiv:1912.09486 [hep-ph].
- [27] G. Bellini, J. Benziger, S. Bonetti, M. Buiuzza Avanzini, B. Caccianiga, L. Cadonati, F. Calaprice, C. Carraro, A. Chavarria, A. Chepurinov, D. D'Angelo, S. Davini, A. Derbin, A. Etenko, K. Fomenko, D. Franco, C. Galbiati, S. Gazzana, C. Ghiano, M. Giammarchi, M. Goeger-Neff, A. Goretti, E. Guardincerri, S. Hardy, A. Ianni, A. Ianni, M. Joyce, V. V. Kobaychev, D. Korabiev, Y. Koshio, G. Korga, D. Kryn, M. Laubenstein, T. Lewke, E. Litvinovich, B. Loer, P. Lombardi, L. Ludhova, I. Machulin, S. Manecki, W. Maneschg, G. Manuzio, Q. Meindl, E. Meroni, L. Miramonti, M. Misiaszek, D. Montanari, V. Muratova, L. Oberauer, M. Obolensky, F. Ortica, M. Pallavicini, L. Papp, L. Perasso, S. Perasso, A. Pocar, R. S. Raghavan, G. Ranucci, A. Razeto, A. Re, P. Risso, A. Romani, D. Rountree, A. Sabelnikov, R. Saldanha, C. Salvo, S. Schönert, H. Simgen, M. Skorokhvatov, O. Smirnov, A. Sotnikov, S. Sukhotin, Y. Suvorov, R. Tartaglia, G. Testera, D. Vignaud, R. B. Vogelaar, F. von Feilitzsch, J. Winter, M. Wojcik, A. Wright, M. Wurm, J. Xu, O. Zaimidoroga, S. Zavatarelli, G. Zuzel, and Borexino Collaboration, *Physics Letters B* **696**, 191 (2011), arXiv:1010.0029 [hep-ex].
- [28] A. Gando *et al.* (KamLAND), *Astrophys. J.* **745**, 193 (2012), arXiv:1105.3516 [astro-ph.HE].
- [29] S. Abe *et al.* (KamLAND), *Astrophys. J.* **925**, 14 (2022), arXiv:2108.08527 [astro-ph.HE].
- [30] E. Richard *et al.* (Super-Kamiokande), *Phys. Rev. D* **94**, 052001 (2016), arXiv:1510.08127 [hep-ex].
- [31] M. G. Aartsen *et al.* (IceCube), *Phys. Rev. D* **91**, 122004 (2015), arXiv:1504.03753 [astro-ph.HE].
- [32] M. G. Aartsen *et al.* (IceCube), *Astrophys. J.* **833**, 3 (2016), arXiv:1607.08006 [astro-ph.HE].
- [33] C. Rott, S. In, J. Kumar, and D. Yaylali, *JCAP* **01**, 016 (2017), arXiv:1609.04876 [hep-ph].
- [34] C. Rott, D. Jeong, J. Kumar, and D. Yaylali, *JCAP* **07**, 006 (2019), arXiv:1903.04175 [astro-ph.HE].
- [35] K. Asai, S. Okawa, and K. Tsumura, *JHEP* **03**, 047 (2021), arXiv:2011.03165 [hep-ph].
- [36] K. J. Kelly and Y. Zhang, *Phys. Rev. D* **99**, 055034 (2019), arXiv:1901.01259 [hep-ph].
- [37] A. A. Abud *et al.* (DUNE), *JCAP* **10**, 065 (2021), arXiv:2107.09109 [hep-ex].
- [38] K. Møller, A. M. Suliga, I. Tamborra, and P. B. Denton, *JCAP* **05**, 066 (2018), arXiv:1804.03157 [astro-ph.HE].
- [39] W. Castiglioni, W. Foreman, I. Lepetic, B. R. Littlejohn, M. Malaker, and A. Mastbaum, *Phys. Rev. D* **102**, 092010 (2020), arXiv:2006.14675 [physics.ins-det].
- [40] S. Kubota *et al.* (Q-Pix), *Phys. Rev. D* **106**, 032011 (2022), arXiv:2203.12109 [hep-ex].
- [41] B. Abi *et al.* (DUNE), *JINST* **15**, T08008 (2020), arXiv:2002.02967 [physics.ins-det].
- [42] B. Abi *et al.* (DUNE), (2020), arXiv:2002.03005 [hep-ex].
- [43] A. Abed Abud *et al.* (DUNE), *Instruments* **5**, 31 (2021), arXiv:2103.13910 [physics.ins-det].
- [44] J. Asaadi *et al.*, *Instruments* **4**, 6 (2020), arXiv:1908.10956 [physics.ins-det].
- [45] D. A. Dwyer *et al.*, *JINST* **13**, P10007 (2018), arXiv:1808.02969 [physics.ins-det].
- [46] P. Abratenko *et al.* (MicroBooNE), *JINST* **16**, P02008 (2021), arXiv:2008.13761 [physics.ins-det].
- [47] D. Nygren and Y. Mei, (2018), arXiv:1809.10213 [physics.ins-det].
- [48] C. Giunti and C. W. Kim, *Fundamentals of Neutrino Physics and Astrophysics* (Oxford University Press, 2007).
- [49] S. Gardiner, *Comput. Phys. Commun.* **269**, 108123 (2021), arXiv:2101.11867 [nucl-th].
- [50] S. Gardiner, *Phys. Rev. C* **103**, 044604 (2021), arXiv:2010.02393 [nucl-th].
- [51] S. Gardiner, “MARLEY (Model of Argon Reaction Low Energy Yields),” (2021).
- [52] N. Van Dessel, A. Nikolakopoulos, and N. Jachowicz, *Phys. Rev. C* **101**, 045502 (2020), arXiv:1912.10714 [nucl-th].
- [53] B. Aharmim *et al.* (SNO), *Phys. Rev. C* **75**, 045502 (2007), arXiv:nucl-ex/0610020.
- [54] K. Abe *et al.* (Super-Kamiokande), *Phys. Rev. D* **83**, 052010 (2011), arXiv:1010.0118 [hep-ex].
- [55] R. Bonventre and G. D. Orebi Gann, *Eur. Phys. J. C* **78**, 435 (2018), arXiv:1803.07109 [physics.ins-det].
- [56] A. Friedland and S. W. Li, *Phys. Rev. D* **99**, 036009 (2019), arXiv:1811.06159 [hep-ph].
- [57] I. Lepetic, private communication (2021).
- [58] M. Fornasa and A. M. Green, *Phys. Rev. D* **89**, 063531 (2014), arXiv:1311.5477 [astro-ph.CO].
- [59] G. Zhu, S. W. Li, and J. F. Beacom, *Phys. Rev. C* **99**, 055810 (2019), arXiv:1811.07912 [hep-ph].
- [60] F. Capozzi, S. W. Li, G. Zhu, and J. F. Beacom, *Phys. Rev. Lett.* **123**, 131803 (2019), arXiv:1808.08232 [hep-ph].
- [61] A. G. Cocco, A. Ereditato, G. Fiorillo, G. Mangano, and V. Pettorino, *JCAP* **12**, 002 (2004), arXiv:hep-ph/0408031.
- [62] S. Amerio *et al.* (ICARUS), *Nucl. Instrum. Meth. A* **527**, 329 (2004).
- [63] A. Ferrari, P. R. Sala, A. Fasso, and J. Ranft, “FLUKA: A multi-particle transport code (Program version 2005),” (2005).
- [64] T. T. Böhlen, F. Cerutti, M. P. W. Chin, A. Fassò, A. Ferrari, P. G. Ortega, A. Mairani, P. R. Sala, G. Smirnov, and V. Vlachoudis, *Nucl. Data Sheets* **120**, 211 (2014).
- [65] T. K. Gaisser and M. Honda, *Ann. Rev. Nucl. Part. Sci.* **52**, 153 (2002), arXiv:hep-ph/0203272.
- [66] J. Billard, L. Strigari, and E. Figueroa-Feliciano, *Phys. Rev. D* **89**, 023524 (2014), arXiv:1307.5458 [hep-ph].

- [67] Astropy Collaboration, T. P. Robitaille, E. J. Tollerud, P. Greenfield, M. Droettboom, E. Bray, T. Aldcroft, M. Davis, A. Ginsburg, A. M. Price-Whelan, W. E. Kerzendorf, A. Conley, N. Crighton, K. Barbary, D. Muna, H. Ferguson, F. Grollier, M. M. Parikh, P. H. Nair, H. M. Unther, C. Deil, J. Woillez, S. Conseil, R. Kramer, J. E. H. Turner, L. Singer, R. Fox, B. A. Weaver, V. Zabalza, Z. I. Edwards, K. Azalee Bostroem, D. J. Burke, A. R. Casey, S. M. Crawford, N. Dencheva, J. Ely, T. Jenness, K. Labrie, P. L. Lim, F. Pierfederici, A. Pontzen, A. Ptak, B. Refsdal, M. Servillat, and O. Streicher, *Astronomy & Astrophysics* **558**, A33 (2013), arXiv:1307.6212 [astro-ph.IM].
- [68] Astropy Collaboration, A. M. Price-Whelan, B. M. Sipőcz, H. M. Günther, P. L. Lim, S. M. Crawford, S. Conseil, D. L. Shupe, M. W. Craig, N. Dencheva, A. Ginsburg, J. T. VanderPlas, L. D. Bradley, D. Pérez-Suárez, M. de Val-Borro, T. L. Aldcroft, K. L. Cruz, T. P. Robitaille, E. J. Tollerud, C. Ardelean, T. Babej, Y. P. Bach, M. Bachetti, A. V. Bakanov, S. P. Bamford, G. Barentsen, P. Barmby, A. Baumbach, K. L. Berry, F. Biscani, M. Boquien, K. A. Bostroem, L. G. Bouma, G. B. Brammer, E. M. Bray, H. Breytenbach, H. Buddelmeijer, D. J. Burke, G. Calderone, J. L. Cano Rodríguez, M. Cara, J. V. M. Cardoso, S. Cheadella, Y. Copin, L. Corrales, D. Crichton, D. D'Avella, C. Deil, É. Depagne, J. P. Dietrich, A. Donath, M. Droettboom, N. Earl, T. Erben, S. Fabbro, L. A. Ferreira, T. Finethy, R. T. Fox, L. H. Garrison, S. L. J. Gibbons, D. A. Goldstein, R. Gommers, J. P. Greco, P. Greenfield, A. M. Groener, F. Grollier, A. Hagen, P. Hirst, D. Homeier, A. J. Horton, G. Hosseinzadeh, L. Hu, J. S. Hunkeler, Ž. Ivezić, A. Jain, T. Jenness, G. Kanarek, S. Kendrew, N. S. Kern, W. E. Kerzendorf, A. Khvalko, J. King, D. Kirkby, A. M. Kulkarni, A. Kumar, A. Lee, D. Lenz, S. P. Littlefair, Z. Ma, D. M. Macleod, M. Mastropietro, C. McCully, S. Montagnac, B. M. Morris, M. Mueller, S. J. Mumford, D. Muna, N. A. Murphy, S. Nelson, G. H. Nguyen, J. P. Ninan, M. Nöthe, S. Ogaz, S. Oh, J. K. Parejko, N. Parley, S. Pascual, R. Patil, A. A. Patil, A. L. Plunkett, J. X. Prochaska, T. Rastogi, V. Reddy Janga, J. Sabater, P. Sakurikar, M. Seifert, L. E. Sherbert, H. Sherwood-Taylor, A. Y. Shih, J. Sick, M. T. Silbiger, S. Singanamalla, L. P. Singer, P. H. Sladen, K. A. Sooley, S. Sornarajah, O. Streicher, P. Teuben, S. W. Thomas, G. R. Tremblay, J. E. H. Turner, V. Terrón, M. H. van Kerkwijk, A. de la Vega, L. L. Watkins, B. A. Weaver, J. B. Whitmore, J. Woillez, V. Zabalza, and Astropy Contributors, *The Astronomical Journal* **156**, 123 (2018), arXiv:1801.02634 [astro-ph.IM].
- [69] K. M. Górski, E. Hivon, A. J. Banday, B. D. Wandelt, F. K. Hansen, M. Reinecke, and M. Bartelmann, *Astrophys. J.* **622**, 759 (2005), arXiv:astro-ph/0409513.
- [70] A. Zonca, L. Singer, D. Lenz, M. Reinecke, C. Rosset, E. Hivon, and K. Gorski, *Journal of Open Source Software* **4**, 1298 (2019).
- [71] E. Ma, D. P. Roy, and S. Roy, *Phys. Lett. B* **525**, 101 (2002), arXiv:hep-ph/0110146.
- [72] M. Escudero, D. Hooper, G. Krnjaic, and M. Pierre, *JHEP* **03**, 071 (2019), arXiv:1901.02010 [hep-ph].
- [73] Y. Kahn, G. Krnjaic, N. Tran, and A. Whitbeck, *JHEP* **09**, 153 (2018), arXiv:1804.03144 [hep-ph].
- [74] C. Boehm, M. J. Dolan, and C. McCabe, *JCAP* **12**, 027 (2012), arXiv:1207.0497 [astro-ph.CO].
- [75] R. J. Wilkinson, A. C. Vincent, C. Boehm, and C. McCabe, *Phys. Rev. D* **94**, 103525 (2016), arXiv:1602.01114 [astro-ph.CO].
- [76] C. Giovanetti, M. Lisanti, H. Liu, and J. T. Ruderman, *Phys. Rev. Lett.* **129**, 021302 (2022), arXiv:2109.03246 [hep-ph].
- [77] N. Aghanim *et al.* (Planck), *Astron. Astrophys.* **641**, A6 (2020), [Erratum: *Astron. Astrophys.* 652, C4 (2021)], arXiv:1807.06209 [astro-ph.CO].
- [78] M. Pospelov, *Phys. Rev. D* **80**, 095002 (2009), arXiv:0811.1030 [hep-ph].
- [79] B. Abi *et al.* (Muon g-2), *Phys. Rev. Lett.* **126**, 141801 (2021), arXiv:2104.03281 [hep-ex].
- [80] P. Foldenauer, *Phys. Rev. D* **99**, 035007 (2019), arXiv:1808.03647 [hep-ph].
- [81] M. Bauer, P. Foldenauer, and J. Jaeckel, *JHEP* **07**, 094 (2018), arXiv:1803.05466 [hep-ph].
- [82] R. Abuter and *et al.*, *Astron. Astrophys.* **625**, L10 (2019).
- [83] J. F. Navarro, C. S. Frenk, and S. D. M. White, *Astrophys. J.* **462**, 563 (1996), arXiv:astro-ph/9508025.
- [84] J. D. Wells, (1994), arXiv:hep-ph/9404219.