

# Active queue management: First steps toward a new control-theoretic viewpoint

Cédric JOIN<sup>a, e</sup>, Hugues MOUNIER<sup>b</sup>, Emmanuel DELALEAU<sup>c</sup>, Michel FLIESS<sup>d, e</sup>

**Abstract**— Active Queue Management (AQM) for mitigating Internet congestion has been addressed via various feedback control syntheses, among which P, PI, and PID regulators are quite popular and often associated to a Smith predictor. Here, to better account for the many uncertainties, like the round trip time or the number of TCP sessions, the above controllers are replaced by an intelligent proportional controller associated to Model-Free Control (MFC) and by forecasting techniques derived from a new approach to time series. Several computer simulations via a well accepted linear modeling, where the delay is assumed to be constant, are presented and discussed.

**Keywords**— Internet congestion, active queue management, model-free control, intelligent proportional control, delay, time series, nonstandard analysis, prediction.

## I. INTRODUCTION

The aim of *Active Queue Management*, or *AQM*, is to mitigate the disastrous effects of Internet congestion, when using the *Transmission Control Protocol*, or *TCP*. An abundant literature has been devoted to this hot topic since 30 years, where control theory often plays a key rôle (see, e.g., [2], [48]), especially perhaps P, PI, PD, and PID regulators: See, e.g., [42] for the popular *PIE*, or *Proportional Integral Enhanced* controller. Like many control-oriented investigations until today we are also using a linear time-invariant delay system [19], [20]. It derives from an approximate linearization around an operating point of a much more complex nonlinear modeling [34], [4]. Even with such a simplified transfer function, the parametric uncertainties and the presence of a delay render the dropping packets policy inside a buffer quite involved, in spite of most promising recent results (see, e.g., [21], [22], [23]).

This linear delay system is used here solely for simulation purposes and not for AQM. *Model-free control*, or *MFC*, in the sense of [10], [11], is introduced in this communication for AQM, i.e., for improving the adaptability to the dynamic nature of network traffics. The quite easy gain tuning and the remarkable robustness of the *intelligent* controllers associated to MFC explains its worldwide popularity: See, e.g.,

<sup>a</sup>CRAN, (CNRS, UMR 7039), Université de Lorraine, B.P. 70239, 54506 Vandœuvre-lès-Nancy, France.

cedric.join@univ-lorraine.fr

<sup>b</sup>L2S (UMR 8506), Université Paris-Saclay, CentraleSupélec, CNRS, 3 rue Joliot-Curie, 91192 Gif-sur-Yvette, France.

hugues.mounier@universite-paris-saclay.fr

<sup>c</sup>IRDL (CNRS, UMR 6027), École nationale d'ingénieurs de Brest, 29200 Brest, France.

emmanuel.delaleau@enib.fr

<sup>d</sup>LIX (CNRS, UMR 7161), École polytechnique, 91128 Palaiseau, France. Michel.Fliess@polytechnique.edu, michel.fliess@swissknife.tech

<sup>e</sup>AL.I.E.N., 7 rue Maurice Barrès, 54330 Vézelize, France.

{cedric.join, michel.fliess}@alien-sas.com

the references in [10], [11], and [3], [17], [28], [29], [31], [36], [39], [47], [52] for some most recent and promising applications to various concrete subjects. Note here that MFC has already been suggested for investigating more or less related questions on the Internet of Things [26] and cybersecurity [14].

*Remark 1.1:* Let us single out *ramp metering* [1], [25], i.e., another type of queue management in order to control the rate of vehicles entering highways. MFC provides a remarkably flexible and robust algorithm which is used in Northern France.

In the present work, the *ultra-local model* [10] does not read

$$\frac{d}{dt}\delta q(t) = F(t) + \alpha\delta u(t) \quad (1)$$

but

$$\frac{d}{dt}\delta q(t) = F(t) + \alpha\delta u(t-h) \quad (2)$$

where

- $\delta u$  and  $\delta q$  are respectively the input and output variables,
- $F$  is a quantity which subsumes the poorly known system structure and the disturbances,
- $\alpha$  is a constant such that the three terms in Equation (1) are of the same order of magnitude,
- $h > 0$  is an unavoidable non-negligible delay, which for simplicity's sake is assumed to be constant and known, like in all the numerous publications using a linear approximation.

For Equation (1), an efficient real-time estimate  $F_{\text{est}}$  of  $F$  has been obtained [10] via a data-driven closed-form formula. It yields a kind of feedback equivalence with the integrator  $\frac{d}{dt}\delta q(t) = \alpha\delta v(t)$  where  $\delta v(t) = \delta u(t) + \frac{F_{\text{est}}(t)}{\alpha}$ . Identical calculations for Equation (2) yield  $\frac{d}{dt}\delta q(t) = \alpha\delta v(t-h)$ , where

$$\delta v(t-h) = \delta u(t-h) + \frac{F_{\text{est}}(t)}{\alpha}$$

Smith predictors [46], [49], which are prevailing in the model-based linear approach to AQM<sup>1</sup>, do not fit in our model-free context since there is no closed-form mathematical expression of  $F$ . We follow here a paper on *supply chain management* [18] and replace Smith predictors by forecasting techniques borrowed from a new understanding of time series in financial engineering [9], [13]. This setting, which is based on a quite recent result [6] in *nonstandard analysis*, has also been exploited in solar energy management [15] and cloud

<sup>1</sup>However there are some exceptions: See, e.g., [50].

computing [12]. It might lead in the future to some advances in an important control-theoretic question (see, *e.g.*, [7] for an excellent overview).

Our paper is organized as follows. The replacement of the Smith predictors by forecasting time series techniques is detailed in Section II as well as its application to model-free control. After presenting the linear model for the numerical simulations, Section III displays and discusses several scenarios where

- the round trip time and the number of TCP sessions may change;
- the presence of UDP flows (see, *e.g.*, [27]) and other exogenous perturbations is examined.

Section IV suggests future investigations.

## II. TOOLS FOR REPLACING SMITH PREDICTORS

### A. Forecasting via time series

1) *Time series*: Take the time interval  $[0, 1] \subset \mathbb{R}$  and introduce as often in *nonstandard analysis* (see [44], and [8], [30]) the infinitesimal sampling  $\mathfrak{T} = \{0 = t_0 < t_1 < \dots < t_\nu = 1\}$  where  $t_{i+1} - t_i$ ,  $0 \leq i < \nu$ , is *infinitesimal*, *i.e.*, “very small”. A *time series*  $X(t)$  is a function  $X : \mathfrak{T} \rightarrow \mathbb{R}$ .

A time series  $\mathcal{X} : \mathfrak{T} \rightarrow \mathbb{R}$  is said to be *quickly fluctuating*, or *oscillating*, if, and only if, the integral  $\int_A \mathcal{X} dm$  is infinitesimal, for any *appreciable* interval  $A$ , *i.e.*, an interval which is neither “very small” nor “very large.”

According to a theorem due to Cartier and Perrin [6] the following additive decomposition holds for any time series  $X$ , which satisfies a weak integrability condition,

$$X(t) = E(X)(t) + X_{\text{fluctuation}}(t) \quad (3)$$

where

- the *mean*, or *trend*,  $E(X)$  is “quite smooth,”
- $X_{\text{fluctuation}}$  is quickly fluctuating.

Decomposition (3) is unique up to an additive infinitesimal.

2) *Forecasting*: Start with the first degree polynomial time function  $p_1(\tau) = a_0 + a_1\tau$ ,  $\tau \geq 0$ ,  $a_0, a_1 \in \mathbb{R}$ . Rewrite thanks to classic operational calculus (see, *e.g.* [51]) with respect to the variable  $\tau$ ,  $p_1$  as  $P_1 = \frac{a_0}{s} + \frac{a_1}{s^2}$ . Multiply both sides by  $s^2$ :

$$s^2 P_1 = a_0 s + a_1 \quad (4)$$

Take the derivative of both sides with respect to  $s$ , which corresponds in the time domain to the multiplication by  $-\tau$ :

$$s^2 \frac{dP_1}{ds} + 2sP_1 = a_0 \quad (5)$$

The coefficients  $a_0, a_1$  are obtained via the triangular system of equations (4)-(5). We get rid of the time derivatives, *i.e.*, of  $sP_1$ ,  $s^2 P_1$ , and  $s^2 \frac{dP_1}{ds}$ , by multiplying both sides of Equations (4)-(5) by  $s^{-n}$ ,  $n \geq 2$ . The corresponding iterated time integrals are low pass filters which attenuate the corrupting noises. A quite short time window is sufficient for obtaining accurate values of  $a_0$ ,  $a_1$ . Note that estimating  $a_0$  and  $a_1$  yields respectively the mean and the derivative<sup>2</sup>.

<sup>2</sup>See [32] and [40], [41] for more details.

Set the following forecast  $X_{\text{forecast}}(t + \Delta T)$ , where  $\Delta T > 0$  is not too “large,”

$$X_{\text{forecast}}(t + \Delta T) = E(X)(t) + \left[ \frac{dE(X)(t)}{dt} \right]_e \Delta T \quad (6)$$

where  $E(X)(t)$  and  $\left[ \frac{dE(X)(t)}{dt} \right]_e$  are estimated like  $a_0$  and  $a_1$  above. Let us stress that what we predict is the mean and not the quick fluctuations<sup>3</sup>.

### B. Application to Model-Free Control

The popular ultra-local model (1) is replaced by Equation (2). The data-driven integral formula for estimating  $F$  stems at once from [10]:

$$F_{\text{est}}(t) = \frac{6}{\tau^3} \int_{t-\tau}^t ((t-2\sigma)\delta q(\sigma) + \alpha\sigma(\tau-\sigma)\delta u(\sigma-h)) d\sigma \quad (7)$$

In practice Formula (7) is replaced by a simple digital filter. View  $F_{\text{est}}(t)$  as a time series. Via Formula (6),  $F_{\text{est}}(t+h)$  is calculated at once. Equation (2) gives the estimate  $\widehat{\delta q}(t+h)$  of the output at time  $t+h$ . Replace Equation (2) by

$$\frac{d}{dt} \widehat{\delta q}(t+h) = F_{\text{est}}(t+h) + \alpha \delta u(t) \quad (8)$$

Introduce now the *intelligent proportional feedback with delay*:

$$\delta u(t) = \frac{\delta \dot{q}^*(t+h) - F_{\text{est}}(t+h) - K_P \widehat{\delta e}(t+h)}{\alpha} \quad (9)$$

where

- $\delta \dot{q}^*$  is a reference trajectory,
- $\delta e = \delta q - \delta \dot{q}^*$  is the tracking error,
- $\delta e(t+h) = \delta q(t+h) - \delta \dot{q}^*(t+h)$ .

where

$$\widehat{\delta q}(t+h) = \delta q(t) + \int_t^{t+h} F_{\text{est}}(\tau) d\tau + \alpha \int_{t-h}^t u(\tau) d\tau$$

Combining Equations (8) and (9) yields  $\frac{d}{dt} \widehat{\delta e}(t+h) + K_P \widehat{\delta e}(t+h) = 0$ . If the estimates are “good,” stability is ensured with  $K_P > 0$ .

*Remark 2.1*: Formulae (6) and (7) permit to avoid the constructions of complex observers which are often encountered in other settings.

## III. COMPUTER EXPERIMENTS

### A. Transfer function

The variables  $u(t)$ ,  $0 \leq u \leq 1$ , and  $q(t)$ ,  $0 \leq q \leq q_{\text{max}}$ , denote respectively the *packet-loss ratio*<sup>4</sup> and the *queue-length* [packets]. Let  $u_0, q_0$  be their numerical values at an operating point. Define the control variable  $\delta u = u - u_0$  and the output variable  $\delta q = q - q_0$ . They are related by the time-invariant linear delay system defined by the transfer function (see comments and related references in [4]):

$$T(s) = - \frac{(2N \frac{w_0}{2})^3 e^{-\tau_0 s}}{(\tau_0 s + 1) (\frac{w_0 \tau_0}{2} s + 1)} \quad (10)$$

<sup>3</sup>Compare with classical approaches to time series, like, *e.g.*, in the nice textbook [33].

<sup>4</sup>This terminology is borrowed from [4]. In most publications  $\delta u$  is called *drop-probability*.

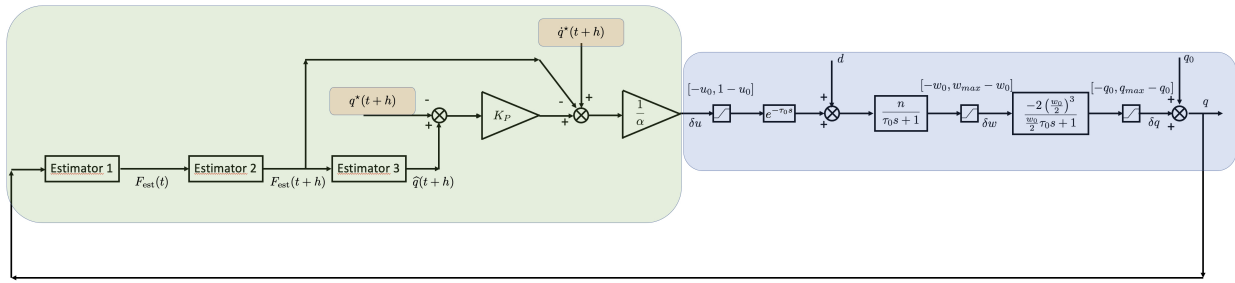


Fig. 1. Closed loop scheme

where

- $w_0$  is the numerical value at the operating point of the length  $w(t)$  of the TCP window,
- $\tau_0$  is the numerical value at the operating point of the round trip time  $\tau$ ,
- $N$ , which is assumed to be constant, is the number of TCP sessions,

The I/O system corresponding to the transfer function (10), which is sometimes called [16] *quasi-finite*<sup>5</sup>, is only used for simulations purposes and not for feedback control.

The numerical values of the parameters are in the Table I (see [4]) below, where  $T_p$  is the propagation delay:

TABLE I  
NOMINAL SYSTEM PARAMETERS

| Names  | $w_{max}$ | $q_{max}$ | $q_0$ | $N$ | $c$  | $T_p$ | $\tau_0$              | $w_0$               | $u_0$           |
|--------|-----------|-----------|-------|-----|------|-------|-----------------------|---------------------|-----------------|
| Values | 131       | 800       | 175   | 60  | 3750 | 0.2   | $\frac{q_0}{c} + T_p$ | $\frac{c\tau_0}{N}$ | $\frac{2}{w_0}$ |

### B. Control and block diagram

Equations (2) and (9) define our control synthesis. Let us emphasize that in this model-free setting only the time delay  $\tau_0$  is assumed to be known *a priori*, *i.e.*, independently of the input-output data. It yields the block diagram of Figure 1:

- The right blue part corresponds to the I/O system defined by Equation (10).
- Estimators 1, 2 and 3 in the left green part are respectively defined by Equations (7), (6) and (8).

### C. Computer experiments with the estimators

For simplicity's sake there is no measurement noise in the computations displayed in Figures 2 and 3. The excellent predictions in Figure 3, which really matter, correct the mediocrity of the results in Figure 2.

### D. Scenarios

Set in Equations (8) and (9)  $\alpha = -10^5$ ,  $K_P = -0.5$ . The duration of any scenario is 35 s. The sampling period is 10 ms.

1) *Nominal case*: With respect to the values in Table I, Figure 4 shows excellent tracking performances.

<sup>5</sup>The output  $\delta q$  is said [16] to be *flat* or *basic*.

2) *Round trip time and TCP sessions*: A poor evaluation of the round trip time  $\tau_0$  leads to situations where, for smaller (resp. larger) delays, Figure 5 (resp. 6) displays most satisfying performances. Similar results are obtained if we change the number  $N$  of TCP sessions. Lack of space does not allow to present the corresponding Figures.

3) *Exogenous perturbations*: The origins of such perturbations can be manifold. Let us mention here the presence of packets related to the *User Datagram Protocol* (see, *e.g.*, [27]), or *UDP*. In order to carry on computer experiments, consider additive perturbations with respect to the control variable, which are either sinusoidal (see Figure 7-(c)) or random (see Figure 8-(c)) where it is expressed by the product  $\mathcal{U}(-10^{-2}, 10^{-2}) \times \sin(\frac{\pi}{40}t + \frac{\pi}{2})$  of a uniform noise and a sine wave. The performances do not deteriorate.

## IV. CONCLUSION

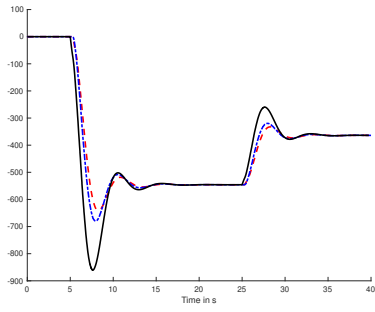
A future publication [38] will demonstrate, among other things, that keeping the delay frozen in the nonlinear modeling [34] (see also [37]) implies that the other system variables, in particular, the packet-loss ratio, *i.e.*, the control variable, are also kept constant. This fact casts some doubts on the works exploiting the linear approximation with a time-invariant delay, like in Formula (10).

According to the *Cisco Visual Networking Index: Forecast and Methodology 2016-2021*, Internet video viewing is estimated to account for approximately 82% of the Internet traffic in 2022. Besides maintaining the *Quality of Service*, or *QoS*, a *Quality of Experience*, or *QoE*, which indicates the user-side satisfaction, has also been investigated (see, *e.g.*, [5]). Several papers (see, *e.g.*, [24], [43], [45]) suggests the use of PID-like regulators for adjusting the bitrate. MFC should therefore be all the more efficient as no precise mathematical modeling seems to be available.

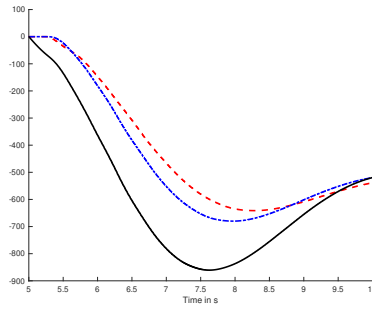
## REFERENCES

- [1] H. Abouaïssa, M. Fliess, C. Join, "On ramp metering: towards a better understanding of ALINEA via model-free control," *Int. J. Contr.*, 90, 1018–1026, 2017.
- [2] R. Adams, "Active queue management: A survey," *IEEE Commun. Surveys Tutorials*, 15, 1425–1476, 2013.
- [3] M. Ait Ziane, M.C. Pera, C. Join, M. Benne, J.P. Chabriat, N. Yousfi Steiner, C. Damour, "On-line implementation of model free controller for oxygen stoichiometry and pressure difference control of polymer electrolyte fuel cell," *Int. J. Hydrogen Energy*, 47, 38311–38326, 2022.
- [4] R.O. Alli-Oke, "On the validity of numerical simulations for control-theoretic AQM schemes in computer networks," *Math. Comput. Simul.*, 193, 466–480, 2022.

- [5] N. Barman, M.G. Martini, "QoE Modeling for HTTP adaptive video streaming—A survey and open challenges," *IEEE Access*, 7, 30831–30859, 2019.
- [6] P. Cartier, Y. Perrin, "Integration over finite sets," F. & M. Diener (Eds): *Nonstandard Analysis in Practice*, pp. 195–204, Springer, 1995.
- [7] Y. Deng, V. Léchappé, E. Moulay, Z. Chen, B. Liang, F. Plestan, Q.-L. Han, "Predictor-based control of time-delay systems: a survey," *Int. J. Syst. Sci.*, 53, 2496–2534, 2022.
- [8] F. Diener, M. Diener, "Tutorial," F. & M. Diener (Eds): *Nonstandard Analysis in Practice*, pp. 1–21, Springer, 1995.
- [9] M. Fliess, C. Join, "A mathematical proof of the existence of trends in financial time series," A. El Jai, L. Afifi, E. Zerrik (Eds): *Systems Theory: Modeling, Analysis and Control*, Presses Universitaires de Perpignan, pp. 43–62, 2009.  
<https://hal.inria.fr/inria-00352834/en/>
- [10] M. Fliess, C. Join, "Model-free control," *Int. J. Contr.*, 86, 2228–2252, 2013.
- [11] M. Fliess, C. Join, "An alternative to proportional-integral and proportional-integral-derivative regulators: Intelligent proportional-derivative regulators," *Int. J. Robust Nonlin. Contr.*, 2021.  
<https://doi.org/10.1002/rnc.5657>
- [12] M. Fliess, C. Join, M. Bekcheva, A. Moradi, H. Mounier, "Easily implementable time series forecasting techniques for resource provisioning in cloud computing," *6th Int. Conf. Contr. Decis. Informat. Techno. (CoDIT)*, pp. 48–53, Paris, 2019.
- [13] M. Fliess, C. Join, F. Hatt, "A-t-on vraiment besoin d'un modèle probabiliste en ingénierie financière?," *Conf. Médit. Ingén. Sûre Syst. Compl.*, Agadir, 2011.  
<https://hal.archives-ouvertes.fr/hal-00585152/en/>
- [14] M. Fliess, C. Join, D. Sauter, "Defense against DoS and load altering attacks via model-free control: A proposal for a new cybersecurity setting," *2021 5th Int. Conf. Contr. Fault-Toler. Syst. (SysTol)*, pp. 58–65, Saint-Raphaël, 2021.
- [15] M. Fliess, C. Join, C. Voyant, "Prediction bands for solar energy: New short-term time series forecasting techniques," *Sol. Energ.*, 166, 519–528, 2018.
- [16] M. Fliess, R. Marquez, H. Mounier, "An extension of predictive control, PID regulators and Smith predictors to some linear delay systems," *Int. J. Contr.*, 75, 728–743, 2002.
- [17] Q. Guilloteau, B. Robu, C. Join, M. Fliess, E. Rutten, O. Richard, "Model-free control for resource harvesting in computing grids," *6th IEEE Conf. Contr. Techno. Appli. (CCTA)*, Trieste, 2022.  
<https://hal.archives-ouvertes.fr/hal-03663273/en/>
- [18] K. Hamiche, M. Fliess, C. Join and H. Abouaïssa, "Bullwhip effect attenuation in supply chain management via control-theoretic tools and short-term forecasts: A preliminary study with an application to perishable inventories," *6th Int. Conf. Contr. Decis. Inform. Techno. (CoDIT)*, pp. 1492–1497, Paris, 2019.
- [19] C. V. Hollot, V. Misra, D. Towsley and Wei-Bo Gong, "On designing improved controllers for AQM routers supporting TCP flows," *Proc. IEEE INFOCOM.*, 3, pp. 1726–1734, Anchorage, 2001.
- [20] C.V. Hollot, V. Misra, D. Towsley, W. Gong, "Analysis and design of controllers for AQM routers supporting TCP flows," *IEEE Trans. Autom. Contr.*, 47, 945–959, 2002.
- [21] R.A. Hotchi, *Active Queue Management Based on Control-Theoretic Approaches for Diversified Communication Services*, PhD Thesis, Keio University, 2021.
- [22] R.A. Hotchi, H. Chibana, T. Iwai, R. Kubo, "Active queue management supporting TCP flows using disturbance observers and Smith predictor," *IEEE Access*, 8, 173401–173413, 2020.
- [23] R.A. Hotchi, R. Kubo, "Quality of service aware adaptive target queue length generation for active queue management," *IET Contr. Theory Appl.*, 16, 398–413, 2022.
- [24] W. Huang, Y. Zhou, X. Xie, D. Wu, M. Chen, E. Ngai, "Buffer state is enough: Simplifying the design of QoE-aware HTTP adaptive video streaming," *IEEE Trans. Broadcast.*, 64, 590–601, 2018.
- [25] C. Join, H. Abouaïssa, M. Fliess, "Ramp metering: Modeling, simulation and control issues," J. Auriol, J. Deutscher, G. Mazanti, G. Valmorbi (Eds.): *Advances in Distributed Parameter Systems*, pp. 227–242, Springer, 2022.
- [26] C. Join, M. Fliess, F. Chaxel, "Model-free control as a service in the industrial internet of things: Packet loss and latency issues via preliminary experiments," *28th Medit. Conf. Contr. Automat. (MED)*, pp. 299–306, Saint-Raphaël, 2020.
- [27] S. Kumar, S. Rai, "Survey on transport layer protocols: TCP & UDP," *Int. J. Comput. App.*, 46, 20–25, 2012.
- [28] Z. Li, Z. Zhang, S. Feng, J. Wang, X. Guo, X., H. Sun, "A new sensorless control strategy of the PMLSM based on an ultra-local model velocity control system," *Mech. Sci.*, 13, 761–770, 2022.
- [29] X. Liu, Y. Zhang, H. Yang, J. Rodriguez, "Robust predictive current control of PWM rectifiers with LCL filters under unbalanced and distorted network conditions," *IET Power Electron.*, 15, 226–236, 2022.
- [30] C. Lobry, T. Sari, "Nonstandard analysis and representation of reality," *Int. J. Contr.*, 39, 535–576, 2008.
- [31] X. Lv, G. Zhang, G. Wang, M. Zhu, Z. Shi, Z. Bai, I.V. Alexandrov, "Numerical analyses and a nonlinear composite controller for a real-time ground aerodynamic heating simulation of a hypersonic flying object," *Mathematics*, 10, 3022, 2022.
- [32] M. Mboup, C. Join, M. Fliess, "Numerical differentiation with annihilators in noisy environment," *Numer. Algor.*, 50, 439–467, 2009.
- [33] G. Mélard, *Méthodes de prévision à court terme*, Ellipses – Presses Universitaires de Bruxelles, 2009.
- [34] V. Misra, W.Gong, D.Towsley, "A fluid-based analysis of a network of AQM routers supporting TCP flows with an application to RED," *ACM SIGCOMM Comput. Commun. Rev.*, 30, 151–160, 2000.
- [35] W.G. de Morais, C.E.M. Santos, C.M. Pedroso, "Application of active queue management for real-time adaptive video streaming," *Telecommun Syst.*, 79, 261–270, 2022.
- [36] M. Moreno-Gonzalez, A. Artuñedo, J. Villagra, C. Join, M. Fliess, "Speed-adaptive model-free lateral control for automated cars," *IFAC Conf. SSSC-TDS-LPVS*, Montreal, 2022.  
<https://hal.archives-ouvertes.fr/hal-03745359/en/>
- [37] H. Mounier, G. Bastin, V. Vèque, L. Zitoun, "Round trip time TCP tracking: a first step towards QoS pricing," *Int. J. Syst. Sci.*, 34, 607–614, 2003.
- [38] H. Mounier, C. Join, E. Delaleau, M. Fliess, "Active queue management for alleviating Internet congestion via a nonlinear differential equation with a variable delay," *Work in Progress*, 2023.
- [39] M. Olama, K. Amasyali, Y. Chen, C. Winstead, B. Park, T. Kuruganti, S. Djouadi, B. Telsang, "Hierarchical model-free transactive control of building loads to support grid services," ORNL/SPR-2022/2631, Oak Ridge National Laboratory, 2022.
- [40] A. Othmane, L. Kiltz, J. Rudolph, "Survey on algebraic numerical differentiation: historical developments, parametrization, examples, and applications," *Int. J. Syst. Sci.*, 53, 1848–1887, 2022.
- [41] A. Othmane, J. Rudolph, H. Mounier, "Systematic comparison of numerical differentiators and an application to model-free control," *Europ. J. Contr.*, 62, 113–119, 2021.
- [42] R. Pan, P. Natarajan, C. Piglion, M.S. Prabhu, V. Subramanian, F. Baker, Bill VerSteeg, "PIE: A lightweight control scheme to address the bufferbloat problem," *IEEE 14th Internat. Conf. High Perform. Switch. Rout. (HPSR)*, Taipei, pp. 148–155, 2013.
- [43] Y. Qin, R. Jin, S. Hao, K.R. Pattipati, F. Qian, S. Sen, B. Wang, C. Yue, "A control theoretic approach to ABR video streaming: A fresh look at PID-based rate adaptation," *IEEE Trans. Mobile Comput.*, 19, 2505–2519, 2020.
- [44] A. Robinson, *Non-standard Analysis* (revised ed.). Princeton University Press, 1996.
- [45] R. Sakamoto, T. Shobudani, R. Hotchi, R. Kubo, "QoE-aware stable adaptive video streaming using proportional-derivative controller for MPEG-DASH," *IEICE Trans. Commun.*, E104-B, 286–294, 2021.
- [46] O.J. Smith, "Closer control of loops with dead time," *Chem. Engin. Progr.*, 53, 217–219, 1957.
- [47] Z. Sun, Y. Deng, J. Wang, T. Yang, Z. Wei and H. Cao, "Finite control set model-free predictive current control of PMSM with two voltage vectors based on ultralocal model," *IEEE Trans. Power Electron.*, 38, 776–788, 2023.
- [48] S. Varma, *Internet Congestion Control*, Morgan Kaufmann, 2015.
- [49] A. Visioli, Q.-C. Zhong, *Control of Integral Processes with Dead Time*, Springer, 2011.
- [50] Q. Xu, J. Sun, "A simple active queue management based on the prediction of the packet arrival rate," *J. Netw. Comput. App.*, 42, 12–20, 2014.
- [51] K. Yosida, *Operational Calculus* (translated from the Japanese), Springer, 1984.
- [52] H. Zhang, H. Li, J. Mao, C. Pan, Z. Luan, "Model-free control of single-phase boost AC/DC converters," *IEEE Trans. Power Electron.*, 37, 11828–11838, 2022.

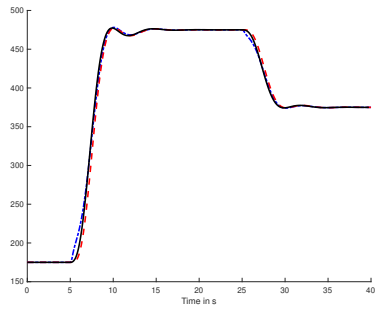


(a)  $F_{\text{est}}(t)$  (red, - -),  $F_{\text{est}}(t + \tau_0)$  (blue, - -) and  $F(t + \tau_0)$  (black, -)

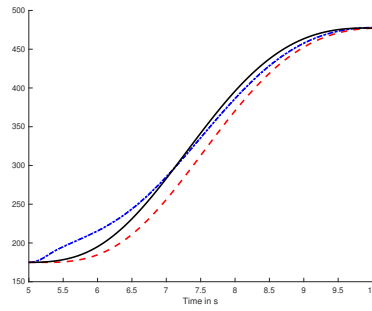


(b) Zoom on Figure 2-(a)

Fig. 2. Estimators 1 and 2

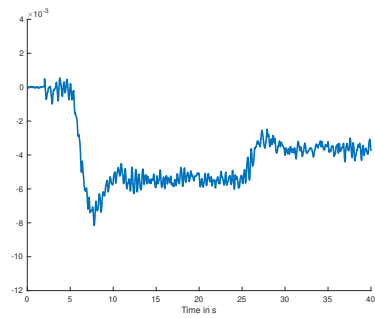


(a)  $\delta q(t)$  (red, - -),  $\widehat{\delta q}(t + \tau_0)$  (blue, - -) and  $\delta q(t + \tau_0)$  (black, -)

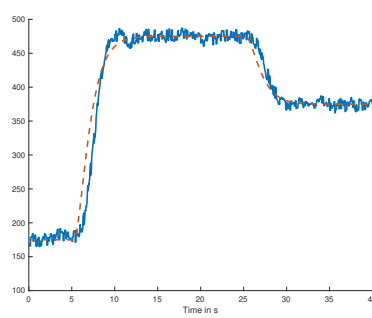


(b) Zoom on Figure 3-(a)

Fig. 3. Estimator 3

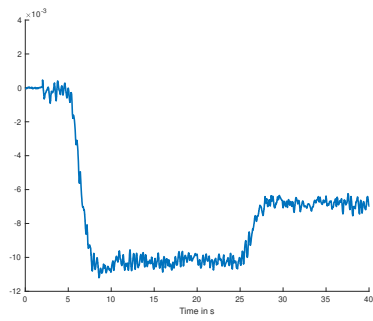


(a) Control

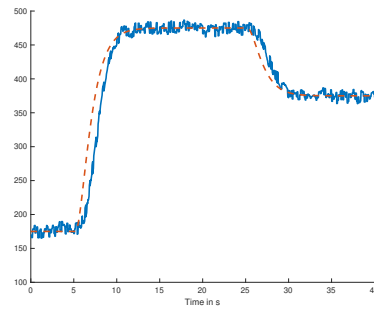


(b) Output (—) and output reference (---)

Fig. 4. With nominal round trip delay

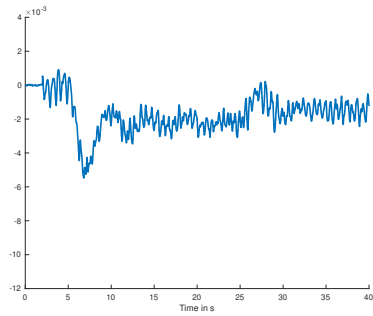


(a) Control

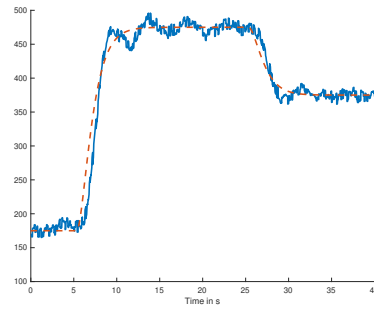


(b) Output (-) and output reference (- -)

Fig. 5. Without delay

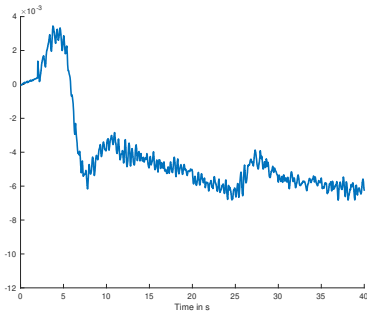


(a) Control

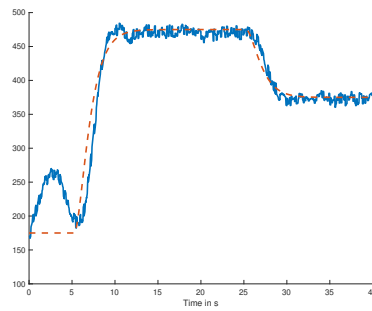


(b) Output (-) output reference (- -)

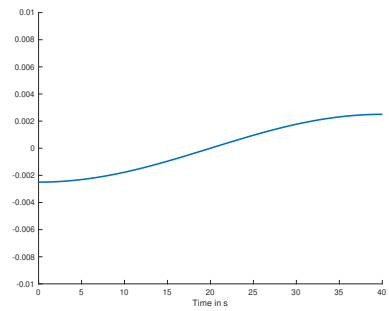
Fig. 6. With delay greater than the real round trip delay



(a) Control

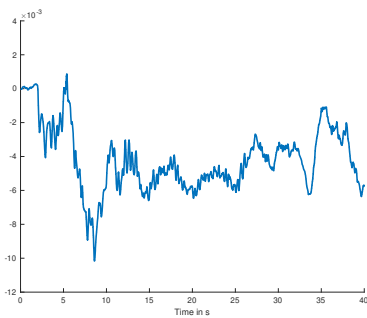


(b) Output (-) and output reference (- -)

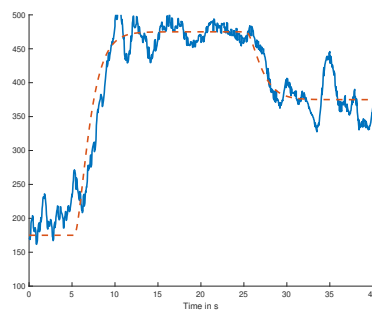


(c) Disturbance

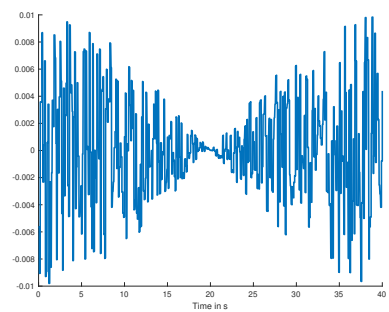
Fig. 7. First simulation with disturbance



(a) Control



(b) Output (-) output reference (- -)



(c) Disturbance

Fig. 8. Second simulation with disturbance