



CERN-EP-2022-238
03 November 2022

Measurement of electrons from beauty-hadron decays in pp and Pb–Pb collisions at $\sqrt{s_{NN}} = 5.02$ TeV

ALICE Collaboration

Abstract

The production of electrons from beauty-hadron decays was measured at midrapidity in proton–proton (pp) and central Pb–Pb collisions at center-of-mass energy per nucleon–nucleon pair $\sqrt{s_{NN}} = 5.02$ TeV, using the ALICE detector at the LHC. The cross section measured in pp collisions in the transverse momentum interval $2 < p_T < 8$ GeV/ c was compared with models based on perturbative quantum chromodynamics calculations. The yield in the 10% most central Pb–Pb collisions, measured in the interval $2 < p_T < 26$ GeV/ c , was used to compute the nuclear modification factor R_{AA} , extrapolating the pp reference cross section to p_T larger than 8 GeV/ c . The measured R_{AA} shows significant suppression of the yield of electrons from beauty-hadron decays at high p_T and does not show a significant dependence on p_T above 8 GeV/ c within uncertainties. The results are described by several theoretical models based on different implementations of the interaction of heavy quarks with a quark–gluon plasma, which predict a smaller energy loss for beauty quarks compared to light and charm quarks.

arXiv:2211.13985v1 [nucl-ex] 25 Nov 2022

1 Introduction

The formation of a strongly coupled color-deconfined medium, called quark–gluon plasma (QGP), is predicted by quantum chromodynamics (QCD) calculations on the lattice at high energy density and temperature [1–5]. These extreme conditions can be created in ultrarelativistic heavy-ion collisions, which were used to establish the formation of the QGP and to study its properties [6, 7] at the SPS [8, 9], RHIC [10–13], and LHC [14] accelerators.

Heavy quarks (charm and beauty) are predominantly produced in the initial hard-scattering processes [15], given that their mass is large compared to the thermal energy scale ($m_{c,b} \gg k_B T_{\text{QGP}}$, where k_B is the Boltzmann constant and T_{QGP} is the temperature of the QGP) and on a time scale shorter than the QGP formation time [16] ($\tau_{\text{QGP}} \sim 1 \text{ fm}/c$ [17]). Their mass is also large compared to the QCD scale Λ_{QCD} , allowing perturbative calculations of their production cross section to be applicable down to zero transverse momentum (p_T) [18–21]. Given the early production of heavy quarks during the collision, they experience all the stages of the system evolution [16, 22]. They interact with the medium constituents via both elastic (collisional) and inelastic (gluon radiation) processes [23–28], where the relative contribution of the latter increases with p_T . As the heavy quarks from the early collision rarely annihilate or get produced thermally [16, 29, 30], the effect of the interactions with the medium is primarily a change in the momentum distribution of the quarks. Quarks moving faster than the surrounding medium are typically slowed down by the interactions (resulting in in-medium energy loss), while slow quarks may get accelerated and pushed along with the surrounding medium. Measuring the effect of these interactions yields insights into the transport properties of the QGP [16]. The interaction of partons with the medium is expected to depend on the color charge and the mass of the parton [24–26, 31], with a stronger interaction of gluons compared to quarks and of lighter quarks compared to heavier ones. The dead-cone effect [24, 32] predicts gluon radiation to be suppressed for angles $\theta \leq m/E$, where m and E are the mass and energy of the quark. This results in a smaller radiative energy loss for beauty quarks compared to charm quarks. The measurement of hadron species with different quark contents over a large p_T range is therefore fundamental to shed light on the underlying mechanisms of the in-medium quark energy loss. Measurements of hadrons containing beauty quarks (beauty hadrons) are particularly useful for testing the mass dependence of the parton energy loss up to high transverse momenta.

The effect of the medium is usually quantified using the nuclear modification factor R_{AA} , defined as the ratio between the p_T -differential particle yields in nucleus–nucleus (A–A) collisions (dN_{AA}/dp_T) and the corresponding production cross section in pp collisions ($d\sigma_{\text{pp}}/dp_T$) at the same energy scaled by the average nuclear overlap function $\langle T_{\text{AA}} \rangle$ for the centrality range under study [33, 34]

$$R_{\text{AA}} = \frac{1}{\langle T_{\text{AA}} \rangle} \frac{dN_{\text{AA}}/dp_T}{d\sigma_{\text{pp}}/dp_T}. \quad (1)$$

The production cross section of beauty hadrons and their decay products in hadronic collisions has been measured at different energies at RHIC [35, 36], Tevatron (pp) [37], and at the LHC [38–53]. These measurements are described by perturbative quantum chromodynamics (pQCD) calculations such as Fixed Order plus Next-to-Leading-Log (FONLL) [18–20] and General-Mass Variable Flavor-Number Scheme (GM-VFNS) [21] within uncertainties.

The interaction of heavy quarks with the medium can be studied via the measurement of charm hadrons, which can be reconstructed using their exclusive hadronic decays. Measurements in Pb–Pb collisions show a significant change in their momentum distribution with respect to pp collision data [54–56]. Together with measurements of the flow coefficients [57–61], this can provide significant constraints to models of the transport properties of the QGP medium [22, 54, 62]. In order to investigate the quark-mass dependence of the interaction, measurements in the beauty sector are needed as well. Due to the small cross section of beauty-hadron production and their large number of decay channels, the full recon-

struction of beauty hadrons is difficult in heavy-ion collisions. While it is possible to reconstruct beauty hadrons, as for example in the B^\pm measurement through the decay channel $B^\pm \rightarrow J/\psi + K^\pm \rightarrow \mu^+ \mu^- + K^\pm$ [40, 44, 47, 63, 64] with a BR of $(6.12 \pm 0.19) \times 10^{-5}$ [65], the small branching ratios make such measurements challenging. Complementary information can be gained using inclusive measurements of beauty-hadron decay products such as non-prompt J/ψ [46, 66, 67], non-prompt D mesons [51, 68–70], or through leptons originating from semi-leptonic decays of heavy-flavor hadrons [71–73]. The nuclear modification factor of leptons from beauty-hadron decays has been measured by the ALICE Collaboration for semielectronic decays in Pb–Pb collisions at $\sqrt{s_{NN}} = 2.76$ TeV [71] and for semimuonic decays at $\sqrt{s_{NN}} = 5.02$ TeV with $p_T > 4$ GeV/c [74], while the elliptic flow coefficient has been measured at $\sqrt{s_{NN}} = 5.02$ TeV by the ALICE [75] and ATLAS [76] Collaborations. The measurement of leptons from heavy-flavor decays can provide information about a large range of hadron and heavy-quark momenta, which can help to gain an understanding about the interplay of the collisional and radiative processes.

In this article, the ALICE measurements of the p_T -differential cross section of electrons from beauty-hadron decays in pp collisions at $\sqrt{s} = 5.02$ TeV, the p_T -differential yield in the 10% most central Pb–Pb collisions at $\sqrt{s_{NN}} = 5.02$ TeV, and the corresponding nuclear modification factor at midrapidity are presented. The results are discussed together with a comparison to theoretical models.

2 Experimental apparatus and data samples

The ALICE apparatus consists of a central barrel covering the pseudorapidity region $|\eta| < 0.9$ and a muon spectrometer with $-4 < \eta < -2.5$ coverage. It also contains forward- and backward-pseudorapidity detectors employed for triggering, background rejection, and event characterization. The nominal magnetic field, parallel to the beam axis and provided by the solenoid magnet in which the central barrel detectors are placed, is 0.5 T. A complete description of the detector and an overview of its performance are presented in Refs. [77, 78].

The central-barrel detectors used in the analyses presented in this article for charged-particle reconstruction and electron identification at midrapidity are the Inner Tracking System (ITS) [79], the Time Projection Chamber (TPC) [80], the Time-Of-Flight (TOF) [81] detector, and the Electromagnetic Calorimeter (EMCal) [82]. The ITS consists of six layers of silicon detectors, with the innermost two composed of Silicon Pixel Detectors (SPD), two intermediate layers of Silicon Drift Detectors, and the two outermost layers made of double-sided Silicon Strip Detectors. The ITS is used to reconstruct the primary vertex and for tracking charged particles, the latter in combination with the TPC. The SPD crucially also provides very good spatial resolution down to low transverse momentum, important requirement for the analyses presented in this paper. The TPC is the main tracking detector of the central barrel. In addition, it allows for particle identification via the measurement of the particle specific energy loss (dE/dx) in the detector gas. Additional information for particle identification is provided by the TOF [81], via the measurement of the charged-particle flight time from the interaction point to the detector. The event collision time is determined using the TOF itself or the two T0 arrays [83], made of quartz Cherenkov counters and covering the acceptance $4.6 < \eta < 4.9$ and $-3.3 < \eta < -3.0$. The EMCal detector [82, 84] is a shashlik-type lead and scintillator sampling electromagnetic calorimeter [85] that covers an acceptance of $|\eta| < 0.7$ in pseudorapidity and $\Delta\phi = 107^\circ$ in azimuth. The smallest segmentation of the EMCal is a tower, which has a dimension of 6×6 cm² (0.0143×0.0143 rad²) in the $\eta \times \phi$ direction. The EMCal is used for electron identification as well as for triggering on rare events with high momentum particles in its acceptance.

Two scintillator arrays (V0) [86], placed on each side of the interaction point (with pseudorapidity coverage $2.8 < \eta < 5.1$ and $-3.7 < \eta < -1.7$), are used to define a minimum-bias trigger, to reject offline beam-induced background events, and for event characterization. The V0 detectors along with the two T0 arrays are employed to measure the cross section corresponding to the minimum-bias trigger condi-

tion [87]. The Zero Degree Calorimeters [88] located at 112.5 m on both sides of the interaction point are used to reject electromagnetic interactions and beam-induced background in Pb–Pb collisions.

The heavy-ion collisions were divided into different centrality classes using the signal of the V0 detectors [89, 90]. The centrality refers to the percentile of the hadronic cross section covered, with lower values corresponding to more central events.

The results presented in this paper were obtained using data recorded by ALICE during the LHC Run 2 data-taking period in 2017 for pp collisions at center-of-mass energy $\sqrt{s} = 5.02$ TeV and in 2015 for Pb–Pb collisions at center-of-mass energy per nucleon–nucleon collision $\sqrt{s_{NN}} = 5.02$ TeV. In order to obtain a uniform acceptance of the detectors, only events with a reconstructed primary vertex position along the beam line located within ± 10 cm from the center of the detector were considered for both pp and Pb–Pb collisions. Additionally, events were selected after standard quality checks on the performance of the detectors used in the analyses. The analysis in pp collisions was performed using the Minimum Bias (MB) trigger, which requires coincident signals in both scintillator arrays of the V0 detector. In Pb–Pb collisions, the analysis using TPC and TOF detectors was based on a MB triggered sample, while the TPC–EMCal analysis employed the MB and a high-energy event trigger based on the energy deposited in the EMCal. The EMCal trigger (EG) is based on the sum of energy in a sliding window of 4×4 towers above a given threshold, where the required energy threshold for the Pb–Pb data sample was 10 GeV above the background energy from the underlying event. The background from the underlying event was obtained using the median of 16×16 tower patches in the opposite side calorimeter referred to as DCAL. The analyzed number of MB events is 930×10^6 in pp collisions corresponding to an integrated luminosity of $L_{\text{int}} = 18.2 \pm 0.4 \text{ nb}^{-1}$ [91], and 6.7×10^6 and 4.8×10^6 events for the 10% most central Pb–Pb collisions for the TPC–TOF and TPC–EMCal analysis, corresponding to integrated luminosities of $L_{\text{int}} = 8.9 \pm 0.2 \mu\text{b}^{-1}$ and $6.2 \pm 0.1 \mu\text{b}^{-1}$ [89], respectively. The number of analyzed EMCal triggered events is 57×10^4 in the 10% most central Pb–Pb collisions, corresponding to an integrated luminosity of $45.6 \pm 3.6 \mu\text{b}^{-1}$.

3 Analysis overview

Throughout this paper, the term “electron” is used for indicating both electrons and positrons. In the momentum range $p_T \geq 2 \text{ GeV}/c$ considered in these analyses, most of the electrons produced near the interaction vertex at midrapidity come from the decays of heavy-flavor hadrons [92]. They can be produced directly or as part of the decay chain. Other processes producing electrons that constitute a background in the measurement of electrons from heavy flavor decays are Dalitz and dielectron decays of light mesons (π^0 , η , ρ , ω , η' , ϕ), photon conversions in the detector material, decays of hadrons containing strange quarks, decays of prompt quarkonia, and decays of vector bosons. For these, the decay chains of heavier particles may also contain lighter electron sources (e.g. $K_S^0 \rightarrow \pi^0 \pi^0$). Generally, such contributions are more significant at low p_T .

The measurements of electrons from beauty-hadron decays can be broadly split into four steps: (i) track selection, (ii) electron identification, (iii) signal extraction to estimate the fraction of electrons originating from beauty-hadron decays, and (iv) a correction for selection efficiencies and geometrical acceptance.

Good quality tracks were selected using the criteria detailed in Sec. 3.1. The electron identification (eID) was performed in two different ways depending on the particle p_T . At low p_T ($2 < p_T < 8 \text{ GeV}/c$) in pp and Pb–Pb collisions, the eID was based on the combination of signals of the TPC and TOF detectors. In Pb–Pb collisions, a second analysis was performed in the interval $3 < p_T < 26 \text{ GeV}/c$ exploiting the combined eID information from TPC and EMCal. The TPC–EMCal analysis was performed using MB triggered events for the p_T interval $3 < p_T < 12 \text{ GeV}/c$ and using EMCal triggered events for $12 < p_T < 26 \text{ GeV}/c$ in order to profit from the substantially larger integrated luminosity sampled with this trigger in a momentum interval in which the EG trigger selection is fully efficient. For the final results,

the yields obtained from TPC–EMCal analysis were used for $p_T > 8 \text{ GeV}/c$, whereas the overlapping region of $3 < p_T < 8 \text{ GeV}/c$ was used to check the consistency between the TPC–TOF and TPC–EMCal measurements. This choice was motivated by the precision of the measurement based on statistical and systematic uncertainties, as will be further discussed in Sec. 4.

The signal of electrons from beauty-hadron decays was separated from the other background electron sources via an analysis of the track impact parameter (d_0) distribution, exploiting the comparatively longer lifetime of beauty hadrons ($c\tau \sim 500 \mu\text{m}$ [93]) with respect to other electron sources. The d_0 is defined as the distance of closest approach of the electron track to the reconstructed interaction vertex in a plane perpendicular to the beam direction. It has a positive or negative sign depending on whether the track passes on the left or right of the primary vertex. This value was multiplied by the sign of the charge of the track and by the sign (direction) of the magnetic field along the z-axis.

The signal was extracted through a Monte Carlo (MC) template fit of the d_0 distribution, using four templates in the case of the TPC–TOF analysis and two templates in the TPC–EMCal analysis as described in Secs. 3.3 and 3.4, respectively.

3.1 Track selection and electron identification

The track selection has two main goals: assuring high quality tracks and reducing the contribution of background electrons. In particular, requiring hits in detectors close to the interaction point removes part of the contribution of electrons from photon conversions that occur in the detector material. For the analyses based on TPC–TOF, all tracks were required to have an associated hit in each of the two innermost layers of the ITS. In the high track-density environment of a central Pb–Pb collision, it is however possible for a track produced at a larger radius by a photon conversion to be associated with the hits of another particle in the inner layers. These are referred to as misassociated conversion electrons. To reduce this contribution, tracks were required to have at most one hit in the ITS which is shared with another track. For the TPC–EMCal analysis, the tracks were required to have at least one hit in one of the two innermost layers of the ITS. This reduces the impact of the inactive channels in the first ITS layer in the acceptance window of the EMCal.

The TPC track quality is ensured by several selections on the clusters associated to the track, reported in Table 1. In particular, the tracks are required to have a minimum total number of clusters and a minimum fraction of found clusters relative to the expected maximum considering the track position in the detector geometry (found/findable). Additional requirements on the number of crossed pad rows are applied as in Ref. [94].

The resulting resolution of the impact parameter of the selected tracks with $p_T > 2 \text{ GeV}/c$ is better than $60 \mu\text{m}$ for the pp measurement, $50 \mu\text{m}$ for the TPC–EMCal analysis in Pb–Pb, and $40 \mu\text{m}$ for TPC–TOF in Pb–Pb. The complete list of selection criteria can be found in Table 1 and is similar to earlier analyses [92].

For electron identification with the TPC (TOF), the measured signal was compared to the expected signal for electrons. The selection was performed on the variables $n_{\sigma,e}^{\text{TPC}}$ ($n_{\sigma,e}^{\text{TOF}}$), defined as the deviation of the signal from the expectation for an electron in units of the expected resolution. For the EMCal, the main variable used for separating electrons from hadrons was E_{cal}/p : the deposited energy (E_{cal}) in the calorimeter divided by the reconstructed particle momentum (p), together with information about the shape of the electromagnetic shower. The shower shape is characterized by the eigenvalues of the dispersion matrix of the shower shape ellipse defined by the energy distribution within the EMCal cluster [84, 95, 96]. In this analysis, it was chosen to require the short axis of the ellipse, σ_{short}^2 [97], within the range $0.01 < \sigma_{\text{short}}^2 < 0.35$, to reduce the hadron contamination. The lower threshold of σ_{short}^2 was chosen to reduce the contamination caused by neutrons hitting the readout electronics. All the eID selection criteria can be found in Table 1. The low but finite remaining hadron contamination was explicitly

Table 1: Selection criteria for electron candidates.

	pp TPC–TOF	Pb–Pb TPC–TOF	Pb–Pb TPC–EMCal
Rapidity	$ y < 0.8$	$ y < 0.8$	$ y < 0.6$
DCA _z	< 2 cm	< 2 cm	< 1 cm
TPC clusters for tracking	-	≥ 100	≥ 80
TPC crossed rows for tracking	≥ 70	-	≥ 70
TPC clusters for dE/dx found/findable clusters	≥ 80	≥ 80	-
crossed rows/findable clusters	-	> 0.6	-
max. χ^2 per cluster in TPC	> 0.8	-	> 0.8
max. χ^2 per cluster in ITS	4	4	4
number of ITS clusters	36	5	36
number of SPD hits	≥ 4	≥ 4	≥ 3
number of shared ITS clusters	2	2	1 or 2
ITS and TPC refit	-	at most 1	-
Reject kink daughters	yes	yes	yes
TPC–EMCal matching	yes	yes	yes
	-	-	$ \Delta\eta < 0.05, \Delta\phi < 0.05$
TPC eID signal	$-1 < n_{\sigma,e}^{\text{TPC}} < 3$	$-0.16 < n_{\sigma,e}^{\text{TPC}} < 3$	$-1 < n_{\sigma,e}^{\text{TPC}} < 3$
TOF eID signal	$ n_{\sigma,e}^{\text{TOF}} < 3$	$ n_{\sigma,e}^{\text{TOF}} < 3$	-
EMCal E_{cal}/p	-	-	$0.8 < E_{\text{cal}}/p < 1.2$
EMCal shower shape	-	-	$0.01 < \sigma_{\text{short}}^2 < 0.35$

estimated and subtracted in the method employing TPC and EMCal. It was considered as part of the impact parameter fit in the measurements based on TPC and TOF as discussed in Sec. 3.5.1.

3.2 Impact parameter distributions of the different electron sources

The electron candidates originate from different sources, as described in Sec. 3. As part of the separation is based on the track impact parameter, it is useful to consider the different shapes of the impact parameter distributions. Electrons from beauty-hadron decays have a particularly wide impact parameter distribution due to the large decay length of the hadrons ($c\tau \sim 500 \mu\text{m}$ [93]). For the electrons from charm-hadron decays this distribution is somewhat narrower ($40 < c\tau < 300 \mu\text{m}$ [93]) though still wide compared to many of the other background contributions. Light mesons like neutral pions can decay to electrons directly via three-body Dalitz decays, accounting for a significant portion of the light meson background. As these decays, similar to those of quarkonia and vector bosons, essentially occur at the interaction vertex, their impact parameter distribution is narrow and is determined by the reconstructed track resolution. Light mesons can also produce electrons via decays to photons that convert in the detector material. Electrons originating from photon conversions have a very small angle with respect to the photon direction. However, due to the magnetic field, the track acquires a sizable average impact parameter when it is propagated back to the primary vertex with opposite sign for positrons and electrons. Multiplying the impact parameter with the sign of the track charge and magnetic field orientation makes the distribution asymmetric, making it easier to distinguish it from the other sources. Most of the electrons from photon conversions at large radii are removed by the requirement of signals in the inner ITS layers. The few remaining misassociated conversion electrons have a very wide impact parameter distribution. Most of the hadrons left in the sample after electron identification are produced near the interaction vertex. Thus, their impact parameter distribution is similar to that of the Dalitz decay electrons.

The electrons from Dalitz decays and the photons converting in the detector material mostly come from

the decays of light-flavor particles, and are produced in electron–positron pairs with low invariant mass. Together, the electrons from these two sources are referred to as “photonic electrons.”

The analyses presented here extract the beauty and charm contributions with a fit of the inclusive track impact parameter distribution using templates based on event and detector simulations. The approaches using TPC and TOF detectors also include the conversion electrons and remaining sources as templates and will be referred to as the four-template method. The photonic electron contribution, which decreases with p_T , can be subtracted before fitting the d_0 distributions utilizing a technique based on electron–positron pairs with low invariant mass. This approach, referred to as the two-template method, was used in the analysis with the particle identification based on the TPC and EMCal detectors. These methods will be discussed in more detail in the following sections. One effect of the subtraction of the photonic electrons is that it also subtracts a contribution from light mesons produced in the decays of beauty hadrons. The four-template method, instead, includes all electrons produced in the decay chains of beauty hadrons. This was estimated to induce a difference between the results of the two analysis techniques, which is of the order of 2% in the measured p_T range and decreases with p_T .

The fit templates, as well as the estimation of the tracking and part of the eID efficiencies, are based on MC simulations. The PYTHIA v6.425 event generator with Perugia 2011 tune [98] was used to simulate pp events, HIJING v1.36 [99] for Pb–Pb events, while GEANT3 [100] was used to propagate the generated particles through the ALICE apparatus. The conditions of all the ALICE detectors during the data taking, were taken into account in the simulations. Simulated events were enriched with additional electrons from beauty- and charm-hadron decays as well as decays of π^0 and η mesons in order to improve the statistical precision for the signal and the main background sources. Any deviation between the MC templates and the data was corrected whenever possible and any uncertainty in the correction was propagated to the systematic uncertainties of the measurement. Corrections were applied for the transverse impact parameter resolution, the momentum distribution of the charm and beauty hadrons, and the relative fractions of the different charm-hadron species (which impacts on the d_0 templates because of the significantly different decay lengths of D^0 , D^+ , D_s^+ , Λ_c^+). Due to the free amplitudes of the contributions in the fit, only effects on the shape of the impact parameter distributions are relevant, not the total number of entries in the templates. Effects of including electrons from strange-hadron decays, the dependence of the conversion electron distribution on the detector occupancy, and the relative contribution of the hadron contamination were considered as systematic uncertainties. These are discussed in more detail in Sec. 3.5.

3.3 Extraction of electrons from beauty-hadron decays using the four-template method

In this approach, four impact parameter templates for the corresponding electron sources discussed in the previous section are constructed based on MC simulations and are fitted to the measured inclusive electron distribution using a maximum likelihood fit approach. The template corresponding to contributions that are neither from beauty, charm, or photon conversions will be referred to as the Dalitz template. This procedure was applied in the p_T interval $2 < p_T < 8$ GeV/ c with an electron identification based on the signals of the TOF and TPC detectors.

The signal extraction is based on the method of fitting finite-statistics templates proposed in Ref. [101] and was already used in previous ALICE analyses [71]. The basic idea is to include the fluctuations in the templates by introducing the expectation values A_{ji} of the templates of source j in bin i as free parameters in addition to the overall amplitudes. The contributions from the sources are then estimated from the overall maximum likelihood assuming Poissonian fluctuations.

Corrections for the fractions of the different charm-hadron species and for the momentum distributions of the charm and beauty hadrons were included via weights of the different entries in the impact parameter histograms. Profiting from the free amplitude parameters, all scaling functions can be changed by an overall multiplicative factor. This was used to keep the weights to values close to unity to not disrupt the

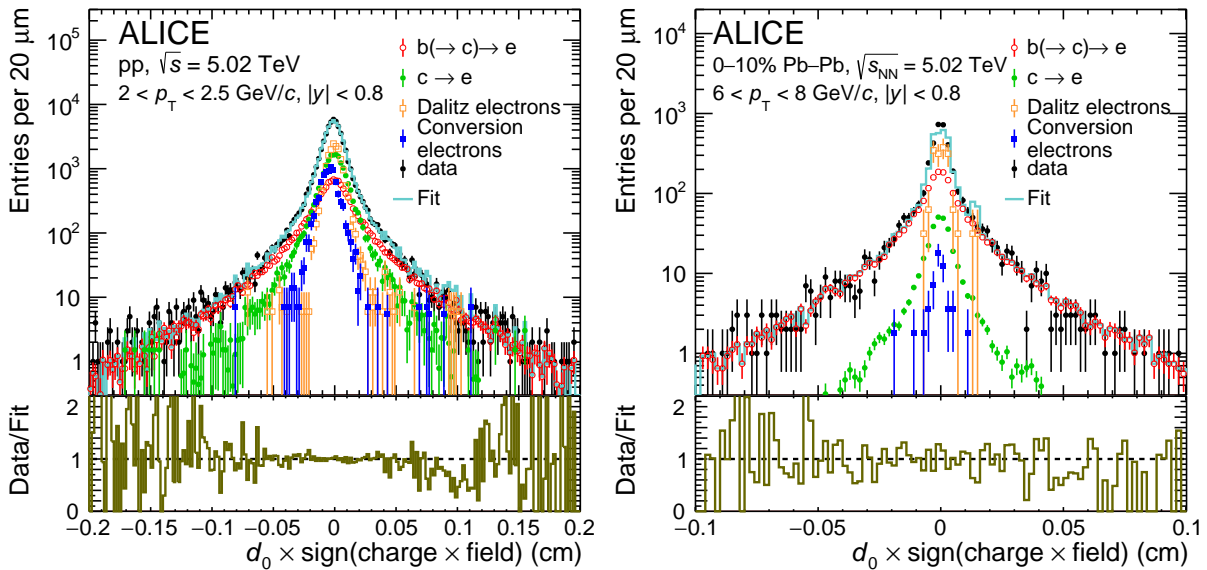


Figure 1: Examples of the impact parameter fits with the four-template fit approach used in the TPC–TOF analyses. The left panel shows a fit with templates for the four classes of electron sources in pp collisions at $\sqrt{s} = 5.02$ TeV in the lowest p_T interval and the right panel shows a fit example in Pb–Pb collisions at $\sqrt{s_{NN}} = 5.02$ TeV in the highest p_T range.

Poisson statistics assumed in the maximum likelihood fit. For electrons from beauty- and charm-hadron decays, the uncertainties from statistical fluctuations in the templates are much lower than those on the measured distribution (by around a factor of 3).

Examples for the resulting fit together with the scaled template distributions in pp and Pb–Pb collisions are shown in Fig. 1. The ratio of the data to the fit, is also shown to demonstrate the quality of the fit, which is around 1 in the full d_0 range considered for the fit. Due to the large decay length, the contribution from beauty-hadron decays is most prominent at large absolute impact parameter values and this region thus constrains the magnitude of the beauty contribution the most. The statistical uncertainty of the fit was determined by virtually repeating the measurement using independent samples created from the templates based on measured contributions as input as in Ref. [71]. In addition to the distinct electron sources, there is also a contribution from the remaining hadron contamination. As these hadrons mostly originate near the interaction vertex, the contribution is absorbed into the fit of the Dalitz decay electron contribution.

The slight difference in the average impact parameter and its resolution between data and the simulations used to create the templates was estimated via the measurement of charged hadron tracks and corrected for. The remaining resolution difference is $< 4\%$ and was considered as a part of the systematic uncertainties.

Electrons from the decay of heavy-flavor hadrons within a particular p_T interval can originate from different hadron species (e.g. D^0 , D^+ , D_s^+ , Λ_c^+ for charm hadrons and B^0 , B^+ , B_s^0 , Λ_b^0 for beauty hadrons, as well as their antiparticles) with different lifetimes and also with a wide range of possible momenta. Thus, the impact parameter distributions depend on the momentum distributions and relative abundances of charm and beauty hadrons. In particular, the charm hadrons have significantly different lifetimes. To correct for this effect, electrons from charm-hadron decays were weighted by the species and momenta of their mothers according to the measured D^0 momentum distributions and the measured Λ_c^+/D^0 [102, 103], D^+/D^0 [54, 104] and D_s^+/D^0 [56, 104] yield ratios, to obtain the MC templates. For beauty, the weights for the p_T -distributions of the beauty hadrons were estimated according to FONLL calculations for the p_T distributions using an additional correction for the nuclear modification factor based on the

TAMU model [105] in the Pb–Pb analysis. As all beauty hadrons have a similar decay length and thus the corresponding decay electrons are expected to have similar impact parameter distributions, no specific correction was made for the relative contributions of the different beauty hadrons.

The number of measured particles was then taken from the integral of the scaled fit templates after performing the fitting procedure. It was then corrected for the acceptance of the ALICE detector (ϵ^{geo}) and the efficiency of the electron reconstruction (ϵ^{reco}) and identification (ϵ^{eID}) and normalized to the number of events according to Eq. 2. A factor of $\frac{1}{2}$ is included to give the average of electrons and positrons.

$$\frac{d^2N}{dp_T dy} = \frac{1}{2} \frac{1}{\Delta y \Delta p_T} \frac{1}{N_{\text{events}}} \frac{N_{\text{raw}}}{\epsilon^{\text{geo}} \times \epsilon^{\text{reco}} \times \epsilon^{\text{eID}}}. \quad (2)$$

The efficiency for the track-quality and TOF eID selections was estimated from MC simulations. For the TPC eID efficiency, a data-driven technique which is based on a fit of the $n_{\sigma,e}^{\text{TPC}}$ distribution after TOF eID, was used for all momentum intervals. The electron peak was fitted using a Gaussian distribution. The resulting mean was around -0.16 for all momentum intervals in Pb–Pb collisions. A selection of $n_{\sigma,e}^{\text{TPC}}$ from -0.16 to 3 was applied, resulting in a constant TPC eID efficiency of about 50%. The small correction for the finite transverse momentum resolution was done via a bin-by-bin correction comparing generated and measured momenta in the simulations.

3.4 Extraction of electrons from beauty-hadron decays using the two-template method

In the second procedure, the contributions from hadrons and photonic electrons are subtracted from the d_0 distribution through data-driven methods similar to the ones used in Ref. [106]. The contributions of electrons from charm- and beauty-hadron decays are then determined by fitting the d_0 distribution with two templates, one for charm and one for beauty sources, obtained from MC simulations. This method was used in the Pb–Pb analysis using eID based on the TPC and EMCal detectors in the p_T range from 3 to 26 GeV/ c . The inclusive electron sample was obtained by selecting tracks and by applying electron identification criteria in the TPC and the EMCal using $n_{\sigma,e}^{\text{TPC}}$, E_{cal}/p , and σ_{short}^2 , as listed in Table 1.

3.4.1 Data-driven background subtraction

The hadron contamination was estimated by selecting hadron tracks with $n_{\sigma,e}^{\text{TPC}} < -4$. The E_{cal}/p distribution of these particles was then scaled to match the electron-candidate E_{cal}/p distribution in an interval that varies with p_T inside the range $0.2 < E_{\text{cal}}/p < 0.6$. This hadron E_{cal}/p normalization range shifts with increasing p_T to account for the shift of the hadron signal towards $E_{\text{cal}}/p = 1$ with increasing momentum. The electron- and hadron-contamination yields were obtained by integrating the E_{cal}/p distributions of electron candidates and the scaled hadron one in $0.8 < E_{\text{cal}}/p < 1.2$. The hadron contamination is negligible at low p_T , and increases to around 20% at $p_T = 26$ GeV/ c . The hadron d_0 distribution, obtained by selecting particles with $n_{\sigma,e}^{\text{TPC}} < -4$, was also scaled to match this estimated hadron contamination. It was then subtracted from the inclusive electron d_0 distribution (dN^{InclE}/dd_0).

After the subtraction of the hadron contamination, the contribution of photonic electrons was estimated. Photonic electrons are produced in electron–positron pairs with low invariant mass, peaking close to zero. Thus, they can be identified using an invariant mass analysis of electron pairs. In the invariant mass analysis technique [107, 108], electron–positron pairs are defined by pairing the selected electrons with opposite-charge electron partners to form unlike-sign (ULS) pairs and calculating their invariant mass ($m_{e^+e^-}$). The partner electrons were selected by applying similar but looser track quality and particle identification criteria than those used for selecting signal electrons to increase the efficiency of finding the partner [108, 109]. Heavy-flavor decay electrons can form ULS pairs mainly through random combinations with other electrons. The combinatorial contribution was estimated from the invariant mass

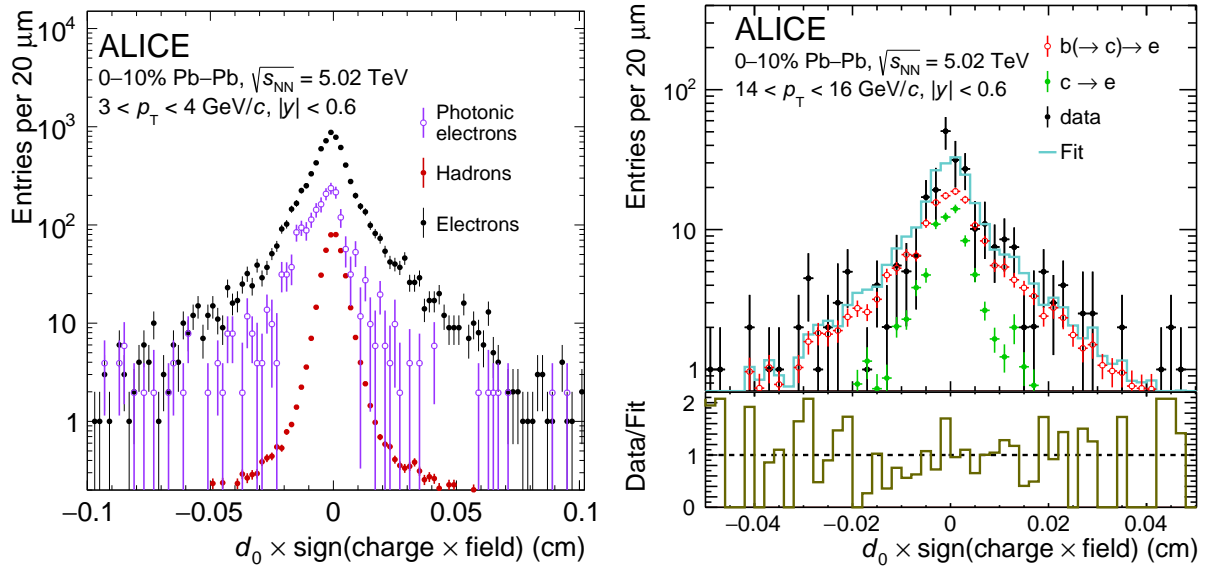


Figure 2: Example of the impact parameter distributions used in the TPC–EMCal analysis in 0–10% Pb–Pb collisions at $\sqrt{s_{\text{NN}}} = 5.02$ TeV. The hadron contamination (red), photonic electron (purple), and inclusive electron (black) d_0 distributions are shown in the left panel. The right panel shows an example of a fit with the two template approach.

distribution of like-sign electron (LS) pairs. The d_0 distributions of electrons forming ULS (dN^{ULS}/dd_0) and LS (dN^{LS}/dd_0) pairs were obtained. The photonic background contribution was then evaluated by subtracting the LS distribution from the ULS distribution in the invariant mass interval $m_{e^+e^-} < 0.1$ GeV/ c^2 . The efficiency of finding the partner electron, referred to as the tagging efficiency (ϵ_{tag}) from here on, was estimated using the HIJING [99] MC simulations with added light flavor signals at high momenta. The generated particles are propagated through the ALICE apparatus using GEANT3 [100]. The simulated p_T distributions of π^0 and η mesons were reweighted to match the unbiased p_T distribution from PYTHIA. The tagging efficiency is $\sim 50\%$ at 3 GeV/ c , increasing to $\sim 70\%$ at $p_T > 20$ GeV/ c . The d_0 distribution of photonic electrons was corrected for with the tagging efficiency and subtracted from the inclusive electron distribution to obtain the impact parameter distribution of electrons from heavy flavor hadron decays ($dN^{\text{HF}e}/dd_0$) according to

$$\frac{dN^{\text{HF}e}}{dd_0} = \frac{dN^{\text{InclE}}}{dd_0} - \frac{1}{\epsilon_{\text{tag}}} \left(\frac{dN^{\text{ULS}}}{dd_0} - \frac{dN^{\text{LS}}}{dd_0} \right). \quad (3)$$

An example of the d_0 distribution of inclusive electrons, estimated hadron contamination, and photonic electrons is shown in the left panel of Fig. 2 for the interval $3 < p_T < 4$ GeV/ c .

Electrons from strange-hadron decays are negligible in the p_T range considered [92]. The contribution of electrons from J/ψ decays was estimated to be less than 5% with a maximum at $2 < p_T < 3$ GeV/ c [108, 109], hence not considered in the analysis. The W^\pm (Z^0) boson decays have a negligible contribution for $p_T < 15$ GeV/ c , increasing to 20% (10%) of the heavy-flavor decay electron yield at $p_T = 26$ GeV/ c [106]. These contributions were not subtracted but their small effect on the yield is considered in the systematic uncertainty estimation, as described below.

3.4.2 Two-template fit procedure

The electrons from beauty-hadron decays were separated by fitting two MC d_0 templates to the heavy-flavor electron d_0 distribution, using a procedure similar to that detailed in Sec. 3.3. The two templates correspond to electrons from charm-hadron decays and beauty-hadron decays.

Several corrections were applied to the MC d_0 templates of charm- and beauty-hadron decays to obtain a realistic description of the data, before using them to fit the measured distributions. These corrections include i) the p_T shape of the mother charm and beauty hadrons, ii) the relative fraction of the different charm-hadron mother species, and iii) the mean and the resolution of the d_0 distribution. The corrections were applied using the same procedure described in Sec. 3.3.

The corrected MC templates of charm and beauty decays were used to fit the heavy-flavor electron d_0 distribution from data using a weighted log-likelihood fit [110]. The statistical uncertainties from the templates were not considered in the fit, as the statistical uncertainties of the data dominate over those of the templates (approximately 6 times larger). An example of a fit is shown in the right panel of Fig. 2 for the interval $14 < p_T < 16$ GeV/ c . The ratio of the data to the fit is also shown to demonstrate the quality of the fit. It is around 1 in the full d_0 range considered for the fit.

The raw beauty-decay electron yield obtained from the template fit was then corrected for the acceptance of the ALICE detector and the efficiency of the electron reconstruction and identification as described by Eq. 2. This includes the efficiency corrections for the track quality selections, the procedure to match tracks with EMCal energy-deposition clusters, and the selections used to identify electrons (the E_{cal}/p , σ_{short}^2 , and $n_{\sigma,e}^{\text{TPC}}$ requirements). The efficiencies were estimated using MC simulations, with the exception of the $n_{\sigma,e}^{\text{TPC}}$ and σ_{short}^2 electron selection efficiencies, which was estimated using data-driven procedures.

The $n_{\sigma,e}^{\text{TPC}}$ efficiency was estimated by parameterizing the $n_{\sigma,e}^{\text{TPC}}$ distributions by fitting with three Gaussians, for the electron, the pion, and the combined proton and kaon signals. The obtained efficiency varies from about 72% to 76% with increasing momentum. The relative efficiency of σ_{short}^2 was obtained using E_{cal}/p distribution with and without applying the shower shape selection. The resulting efficiency varies from about 80% to 95% with increasing momentum.

The per-event yield obtained with EMCal-triggered events for $p_T > 12$ GeV/ c was normalized using the EMCal trigger rejection factor. The rejection factor expresses the equivalent number of MB events corresponding to a triggered event. It was estimated with a data-driven method, using the ratio of the EMCal cluster energy distribution in EG-triggered data to the one in minimum-bias data (EG/MB), similar to what is described in Refs. [106, 108]. This ratio forms a stable plateau above $E_{\text{cluster}} > 12$ GeV/ c . A Fermi function [111, 112] was used to fit the ratio and to determine the EMCal trigger rejection factor above the trigger threshold. A rejection factor of $61.7 \pm 0.8(\text{stat.}) \pm 3.0(\text{sys.})$ was obtained. The statistical uncertainty was obtained by varying the fit function within its parameter uncertainties, and the systematic uncertainty was obtained by changing the fit function using a constant above the trigger threshold, and also varying the fit range. The uncertainty on the EMCal trigger rejection factor was propagated to the final measurement.

3.5 Systematic uncertainties

3.5.1 Systematic uncertainty estimation for the four-template method

The systematic uncertainties in pp and Pb–Pb collisions with TPC–TOF eID are summarized in Table 2. They can broadly be separated into uncertainties on the estimate of the efficiency of the track selection and eID and uncertainties related to the shape of the fit templates. The different sources of uncertainties were assumed to be uncorrelated and thus added in quadrature. For the calculation of the R_{AA} , they were considered as uncorrelated between pp and Pb–Pb. A detailed description of the contributions is given in the following.

The systematic uncertainty for the track quality selection efficiency in pp and Pb–Pb collisions is 1% and 3%, respectively, for electrons from beauty- and charm-hadron decays as estimated in Ref. [106] from variations of the selection criteria. The uncertainty estimated for heavy-flavor decay electrons in Ref. [106] can be applied in the analysis presented here because, at a given p_T , tracks of electrons

Table 2: Systematic uncertainties in the pp and Pb–Pb analyses. Individual sources of systematic uncertainties are p_T dependent. The values are presented as a range corresponding to the lowest and highest p_T intervals.

Source	pp	Pb–Pb	Pb–Pb
	TPC–TOF $2 < p_T < 8 \text{ GeV}/c$	TPC–TOF $2 < p_T < 8 \text{ GeV}/c$	TPC–EMCal $3 < p_T < 26 \text{ GeV}/c$
Track selection	1%	3%	2%
ITS–TPC matching	2%	3%	3%
TPC–TOF matching	2%	5%	-
TPC–EMCal matching	-	-	1%
TPC eID	1%	7%	-
TOF eID	4% – 0%	7% – 2%	-
TPC–EMCal eID	-	-	7% – 10%
IP resolution	6%	5% – 0%	2%
Charm-hadron p_T spectra	2% – 0%	5% – 2%	1% – 5%
Charm-hadron species	4% – 0%	1% – 0%	5%
Beauty-hadron p_T spectra	10% – 5%	10% – 5%	10% – 3%
Hadron contamination	0% – 10%	8% – 4%	1% – 3%
Fit stability	10% – 0%	5% – 0%	0%
Strangeness decay contribution	-	3% – 1%	-
Partner electron selection	-	-	2% – 0%
Multiplicity effect for conversions	-	4% – 1%	-
Fit method	20%	15%	15%
Closure test	-	-	20% – 4%
W/Z contribution	-	-	0% – 6%
EMCal trigger rejection factor	-	-	0% – 5%
Total	26% – 23%	26 – 18%	28 – 22%
Normalization uncertainty	2.1%	-	-

from beauty-hadron decays have similar properties as tracks of those from charm-hadron decays and therefore the systematic uncertainty due to track reconstruction and selection is the same. The systematic uncertainty due to the imperfect description in the MC of the efficiency of matching tracks reconstructed in the ITS and TPC, is about 2% in pp and about 3% in Pb–Pb collisions [106].

Charged particle tracks reconstructed in the TPC have to be matched with TOF hits, in order to compute the time of flight for particle identification. The detector acceptance does not depend on particle species, thus charged particles can be used to calculate the matching efficiency between TPC and TOF. The systematic uncertainty on the TPC–TOF matching efficiency was obtained by comparing the matching efficiency of charged particles in data and MC and was estimated to be 2% and 5% in pp and Pb–Pb collisions, respectively [106].

The TPC and TOF eID uncertainties were estimated using a pure sample of electrons produced in photon conversions in the detector material, selected according to the corresponding decay topology (V0 electrons). Since both electrons from beauty-hadron decays and V0 electrons produced in the ITS give the same detector signals in the outer layers, the latter can be used as a proxy to investigate the differences of the eID efficiency between data and simulation. For Pb–Pb collisions, the systematic uncertainty on the TPC eID was estimated to be of 7% in all p_T intervals from the difference between data and MC. For the analysis in pp collisions, where the TPC signal shape is easier to model than in central Pb–Pb collisions [71], the model for the extraction of the efficiency was varied, leading to a change of around 1% in efficiency which was added as a systematic uncertainty. The TOF eID systematic uncertainties reach a maximum of 7% in the lowest p_T -interval and a minimum of 2% in the highest p_T -interval for Pb–Pb collisions while the range is 4% to 0% in pp collisions.

The correction for differences in the d_0 resolutions and in the average of the d_0 distribution between data and simulations extracted for charged-particle tracks was applied to improve the description of the data on average for all particles, independent of the species. Thus, depending on the specific track selection criteria, some deviations can still be present. The relative residual deviation was smaller than 4% for the impact parameter resolution. A systematic uncertainty of 6% over the entire p_T range was estimated for pp collisions by varying the resolution correction accordingly, while for Pb–Pb collisions the effect was 5% for $p_T < 5 \text{ GeV}/c$ and negligible at larger p_T .

The uncertainties from the correction of the parent hadron p_T distribution for electrons from charm-hadron decays originate from the uncertainty of the measurements used as input for the corrections. As the fit has a free amplitude parameter, the correction does not depend on the integrated yield of the measurement, but mostly on its p_T shape. To account for this, the correction was modified by tilting the measured D^0 [104] spectrum based on its total uncertainty. The uncertainty was then estimated by comparing the fit results for beauty-hadron decay electrons using the different corrections. An uncertainty of 2% was assigned in pp collisions for electron p_T below $6 \text{ GeV}/c$. In Pb–Pb collisions, a systematic uncertainty of 5% was assigned below $5 \text{ GeV}/c$ and 2% above. The uncertainty due to the unknown relative abundances of the different charm-hadron species was estimated by varying the Λ_c^+/D^0 [102, 103], D^+/D^0 [54, 104] and D_s^+/D^0 [56, 104] ratios within the statistical and systematic uncertainties of the measurements, and assessing the effect of these variations on the yield of electron from beauty-hadron decays. The uncertainty for pp is 4% for $p_T < 2.5 \text{ GeV}/c$, 2% for $2.5 < p_T < 5 \text{ GeV}/c$, and negligible above. For Pb–Pb it is 1% for $p_T < 3 \text{ GeV}/c$ and negligible above.

For the beauty case, the input p_T shapes from the considered models were varied. In the Pb–Pb case, the most effective variation on the model is the change of the R_{AA} slope. Two large variations were tested, adding and subtracting half the distance of the R_{AA} to unity to the central values. The resulting beauty-hadron decay electron yields were compared to the central correction to estimate the systematic uncertainty due to the beauty-hadron p_T spectrum. In Pb–Pb collisions, a systematic uncertainty of 10% was assigned below $3 \text{ GeV}/c$ and 5% above. For the pp measurement, the estimation was based on the

uncertainties of the FONLL pQCD calculation. To estimate the corresponding uncertainties, the upper and lower limits of the FONLL calculations were used as alternative weights. In this way, the systematic uncertainties on the beauty-hadron decay electron yield reach a maximum of 10% in the lowest p_T interval and a minimum of 5% in the highest p_T interval in pp collisions.

Despite the stringent eID selections, some hadron contamination remains in the selected electron sample. Since pions are abundant and the TPC signals for electrons and pions overlap at high p_T , the hadron contamination is mostly due to charged pions. In Pb–Pb collisions the hadron contamination contributes over the entire p_T range, while in pp collisions it is only significant at high p_T , similarly as reported in Ref. [106]. To investigate the effect of the hadron contamination, the template fit was repeated, replacing the Dalitz template by the hadron template obtained from data by requiring $-5 < n_{\sigma,e}^{\text{TPC}} < -3$. The impact parameter distributions of these two templates are similar because Dalitz electron sources and the charged pions originate mostly from the primary vertex. The differences are mainly due to the resolution of the impact parameter for electrons and pions. From the fit with the hadron templates, the measured yield of the beauty-hadron decay electrons varies by about 8% (4%) below (above) 2.5 GeV/ c . These values were assigned as the systematic uncertainty in the Pb–Pb analysis. In the pp case, where the TPC signal shape is easier to model, the hadron contamination was estimated using fits of the TPC signal as described in Ref. [92]. The hadron impact parameter distribution template was scaled accordingly and subtracted from the total. The difference in the yield of beauty-hadron decay electrons was assigned as a systematic uncertainty yielding no significant change at low p_T and 10% in the range $5 < p_T < 8$ GeV/ c .

The results of the fits to the impact parameter distributions should be mostly independent of the fit range used as well as of the bin width of the templates used for the different sources. For the Pb–Pb case, such variations showed no clear effect on the result, with a possible effect of $< 5\%$ found only in the first p_T interval below 2.5 GeV/ c . In pp, an effect is visible below 2 GeV/ c , which decreases with p_T . Varying the fit range between $|d_0| < 0.1$ and $|d_0| < 0.2$ and the bin width in the range 5 μm to 20 μm gives an effect on the beauty decay electron yield of the order of $\sim 10\%$ in 2–2.5 GeV/ c and $\sim 5\%$ up to 5 GeV/ c . These values were added as systematic uncertainties.

The electron candidates include contributions from secondary π^0 decays and three body decays of strange hadrons which have a wide impact parameter distribution. The effect of these secondary tracks on the Dalitz and conversion electron templates was investigated by varying the fraction of this contribution. Based on the results of charged pions and kaons [113], the secondary contribution in the Dalitz and conversion electron templates was scaled by factors 3 and 0 to estimate the effect on the fitted yield. Considering both variations, the extracted yield of beauty-hadron decay electrons varies from 3% at 2 GeV/ c down to 1% at 8 GeV/ c in Pb–Pb collisions. The effect of the secondary tracks in pp collisions is negligible.

The shape of the impact parameter distribution of electrons from photon conversions depends on the influence of the misassociated conversion electrons. The misassociation probability is approximately proportional to the multiplicity of the event. As a result, the misassociated conversion electron contribution is particularly important to consider in central Pb–Pb collisions. Using conversion electron templates from the centrality range 10–30% instead of the nominal 0–10% corresponds to a change in multiplicity by a factor of about 1.6. The corresponding extracted beauty contribution changes only by 4% for $2 < p_T < 2.5$ GeV/ c , decreasing down to 1% in the highest p_T range ($6 < p_T < 8$ GeV/ c).

The two approaches, TPC–EMCal eID with the two-template fit method and the TPC–TOF eID with the four-template fit method were compared in the overlap region of the analyses and also with a separate test in pp collisions. Comparisons with different eID, centrality, and track selection criteria show a consistent deviation of the order of 15% in Pb–Pb (20% in pp). Typically, the approach using the four-template fit gives a higher yield for electrons from beauty-hadron decays than that of two-template fit. Closer inspection of the systematic effects showed that variations in the assumed d_0 resolution typically

lowered the result of the four-template TPC–TOF approach. On the other hand, the effect of additional background electrons from the primary vertex (e.g. from J/ψ decays) would increase the result for the two-template approach. However, both effects together still do not cover the full difference. To account for this, an additional systematic uncertainty of 15% in Pb–Pb and 20% in pp collisions was added.

3.5.2 Systematic uncertainty estimation for the two-template method

The systematic uncertainties for the approach using the two-template fits originate in the efficiency correction, the background subtraction, and the signal extraction. A summary of all the sources of systematic uncertainty and the assigned values can be found in Table 2.

The uncertainty due to track selection was estimated by varying the track selection criteria [106], and was found to be about 2%. The uncertainty from the imperfect description in the MC of the efficiency of matching tracks reconstructed in the ITS and TPC, is about 2%. An uncertainty of 1% was estimated for matching electron tracks in the TPC to EMCal clusters by varying the matching criteria. The uncertainty on electron identification using the TPC and the EMCal was estimated by varying the selection criteria on $n_{\sigma,e}^{\text{TPC}}$, E_{cal}/p , and σ_{short}^2 . These variations test the procedure of removing the hadron contamination and estimating the efficiency. The chosen variations change the efficiency by a maximum of $\sim 20\%$ while still allowing reasonable signal extraction. A total uncertainty from these sources of 7% for $p_T < 12$ GeV/ c and 10% for higher p_T was estimated. The E_{cal}/p interval used to normalize the hadron E_{cal}/p distribution to match the electron one in the background region was varied, and the effect on the hadron subtraction method was checked. The scale factor was also varied within its statistical uncertainty. The effect of these variations is more pronounced at high p_T where the hadron contamination is larger. The uncertainty due to hadron contamination was estimated to be 1% for $p_T < 12$ GeV/ c and 3% for higher p_T .

The contribution from photonic electrons was estimated using the invariant mass method. The systematic uncertainty on the procedure, mainly affecting the average correction efficiency, was obtained by varying the selection criteria of the partner electron tracks, including the minimum p_T and the invariant-mass window of the electron–positron pairs. While the average tagging efficiency from γ , π^0 , and η was used in the analysis, any differences in the efficiency between the different photonic electron sources, estimated using MC simulations, were also considered as a systematic uncertainty. The resulting systematic uncertainty on the yield of beauty-hadron decay electrons is 2% for $3 < p_T < 4$ GeV/ c and negligible for $p_T > 4$ GeV/ c .

While the uncertainty on the yield of the photonic electrons was obtained using the procedure described above, there can also be an effect from the shape of their d_0 distribution. This can be present if there is a difference between the impact parameter distribution of the photonic electron candidates selected via the invariant mass and that of all photonic electrons in the sample of selected tracks. The corresponding effect on the estimated yield of electrons from beauty-hadron decays was evaluated using a MC closure test. Electrons from photon conversions in the detector material have a d_0 shape that depends on the production vertex, with wider distributions for electrons produced at larger radii. The d_0 distribution from the invariant mass method gives a combination of contributions from Dalitz decays, produced at the primary vertex, and gamma conversion processes, which occur at different radii in the detector material. In the MC closure test, the beauty yield was obtained using the data-analysis procedure on simulated data, with realistic fractions of electrons from charm, beauty, and photonic background obtained from previous measurements [106]. The photonic electrons were subtracted using the invariant mass method and the resulting d_0 distribution of candidate heavy-flavor decay electrons was fitted with charm and beauty templates. The beauty yield from the fit was compared to the true input beauty yield in MC simulations, and their difference which was $\sim 20\%$ at 3 GeV/ c decreasing to 4% at 23 GeV/ c , was taken as a systematic uncertainty.

As described in the previous section, the contribution of electrons from W^\pm and Z^0 boson decays is non-

negligible for $p_T > 15$ GeV/ c and estimated to be $\sim 30\%$ of the yield of heavy-flavor decay electrons at $p_T = 26$ GeV/ c [106]. The effect of this contribution was also studied using a MC closure test, where the d_0 distribution of Dalitz electrons was used as a proxy for W^\pm and Z^0 decays, as they both decay close to the primary vertex and the difference is less than the detector resolution of the d_0 distribution. The d_0 distribution of electrons from W^\pm decays was added to that of heavy-flavor decay electrons in the simulated sample, which was then fitted using only the charm and beauty templates. The beauty yield obtained from the fit was compared to the true beauty yield to estimate any difference. The maximum difference was 2% for $16 < p_T < 20$ GeV/ c rising to 6% for the highest p_T interval, and was added as a systematic uncertainty.

The stability of the weighted log-likelihood fit was studied by changing the histogram bin sizes and the fit ranges. The effect on the beauty yield from the fitting routine was found to be negligible.

The uncertainty on the impact parameter resolution was estimated as described in Sec. 3.5.1, and a value of 2% was assigned.

As discussed in Sec. 3.3, the d_0 templates of charm- and beauty-hadron decays were obtained using MC simulations after several corrections. The systematic effect of these corrections on the yield of electrons from beauty-hadron decays was assessed by varying the weights applied on the D and B hadron p_T spectra, and varying the ratio of different charm-hadron species, in the same way as for the four-template approach. The uncertainty from the assumed beauty hadron p_T distribution results in a systematic uncertainty of 10% for $p_T < 6$ GeV/ c and 3% for higher p_T . The uncertainty from the charm-hadron p_T -distributions was obtained by varying the slope of the D-meson p_T spectra within the statistical and systematic uncertainty of the D-meson measurement [104] and ranges from 1% for p_T up to 20 GeV/ c to 5% for the highest p_T interval. The uncertainty due to the relative abundances of the different charm-hadron species in the MC, obtained by varying the Λ_c^+/D^0 [102, 103], D^+/D^0 [54, 104], and D_s^+/D^0 [56, 104] fractions within the statistical and systematic uncertainty of the measurements, was estimated to be 5% over the entire p_T range.

As described for the four-template method, an additional uncertainty of 15% was assigned to account for differences in the results of the two methods, estimated in their overlap region ($3 < p_T < 8$ GeV/ c).

4 Results

The p_T -differential production cross section of electrons from beauty-hadron decays in pp collisions at $\sqrt{s} = 5.02$ TeV, measured at midrapidity in the transverse momentum interval $2 < p_T < 8$ GeV/ c , is shown in Fig. 3. Vertical error bars depict the statistical uncertainties while the systematic uncertainties are shown by rectangular boxes. The cross section is compared with pQCD calculations such as FONLL [18–20], and GM-VFNS [21]. For the prediction of the p_T distribution of leptons from beauty-hadron decays, FONLL calculations use a numerical convolution of a perturbative cross section with a non-perturbative fragmentation function and a decay function for the hadron weak decay into a lepton [20]. The parameters of the fragmentation function are determined from e^+e^- collision data using B^+ , B^- , and B^0 mesons. The weak decay function and the branching ratios are also extracted from experimental data. As the fragmentation functions are determined using only B mesons, possible differences in the fragmentation and the decay kinematics of the substantial contribution from beauty baryons [114] are not considered in FONLL calculations. The uncertainty bands of the FONLL calculations are the result of different choices for the mass of beauty quarks, and for the factorization and renormalization scales as well as the uncertainty on the set of parton distribution functions (PDF) used in the pQCD calculations. In the GM-VFNS approach, the contribution of electrons from beauty-hadron decays is calculated from the convolution of the hard-scattering cross section at the partonic level, a non-perturbative fragmentation function, the total beauty-hadron decay width, and the decay spectrum to leptons. The non-perturbative fragmentation functions were obtained based on e^+e^- data using all B mesons (B^+ , B^- , and B^0) and

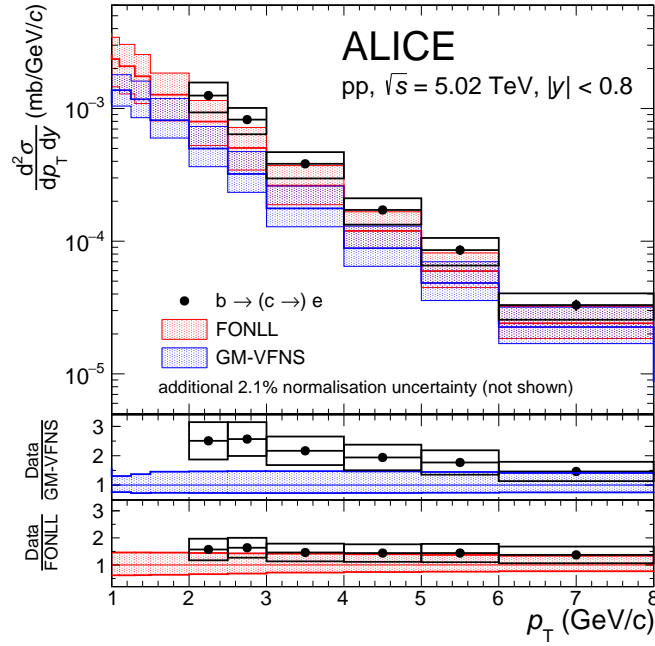


Figure 3: p_T -differential cross section of electrons from beauty-hadron decays in pp collisions at $\sqrt{s} = 5.02$ TeV using TPC–TOF for electron identification. In the upper panel, the cross section is compared with FONLL [18–20] and GM-VFNS [21] predictions. The ratios of data to these calculations are reported in the bottom panels.

Λ_b [21]. The decay width and the spectrum were obtained using the electron energy spectrum in inclusive beauty-meson decays measured by the BABAR experiment [115]. The theoretical uncertainty of the GM-VFNS calculations was obtained by varying the scale parameters related to renormalization and to the factorization of initial- and final-state singularities. The uncertainties due to scale variation are the dominating source and hence PDF-related uncertainties and variations of the bottom mass were not considered. It should be noted that the results using the four-template method in pp and Pb–Pb collisions include a small contribution ($\sim 2\%$) of beauty-hadron decays via light mesons, which is not included in the signal definition of the pQCD calculations. The data lies on the upper edge of the FONLL uncertainty band, around a factor 1.5 above the central prediction, similarly to earlier measurements in pp collisions at $\sqrt{s} = 7$ TeV [38]. The comparison of FONLL with the previous measurement of non-prompt D mesons [51], shows the center of the theory prediction closer to the data. This difference in the FONLL description of beauty decay electrons and non-prompt D mesons could be due to the contribution from beauty baryons. The beauty baryons produce electrons with a similar branching ratio, and decay kinematics as beauty mesons. However, the branching ratio of beauty baryons into D mesons is smaller than that for beauty mesons. Since all beauty quarks are assumed to fragment into mesons in the FONLL calculations, the non-prompt D meson contribution would be increased relative to the electrons. Comparison of the results to GM-VFNS predictions shows some tension for $p_T < 4$ GeV/c. In the second p_T interval the central point of the measurement is about 1.9σ above the upper edge of the GM-VFNS uncertainty band when considering the combined statistical and systematic uncertainties of the measurement. At higher p_T , the predictions are in closer agreement between each other and the data. A qualitatively similar result was found previously for non-prompt D mesons [51]. The models differ in their assumptions concerning the fragmentation functions and the transition to a fixed-flavor number scheme, which should make differences more apparent at low momenta [116].

The measured cross section in pp collisions at $\sqrt{s} = 5.02$ TeV in Fig. 3 was used as a reference to calculate the R_{AA} up to $p_T = 8$ GeV/c. For $p_T > 8$ GeV/c, the FONLL prediction for electrons from beauty-hadron decays in pp collisions at $\sqrt{s} = 5.02$ TeV was used. Since the FONLL central prediction is lower than the data at low momentum, the FONLL reference was scaled to match the data. The scaling

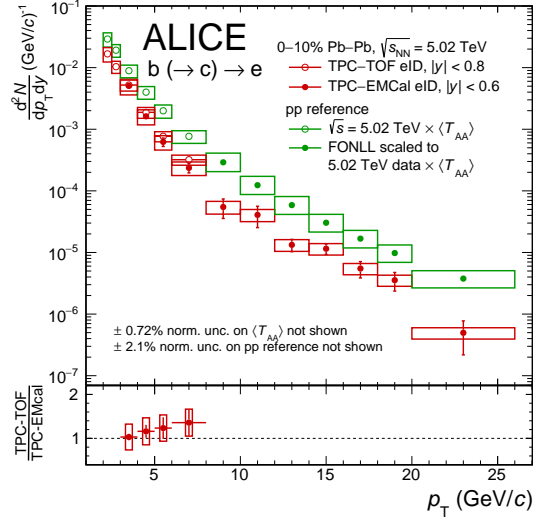


Figure 4: Yield of beauty-hadron decay electrons in 0–10% central Pb–Pb collisions at $\sqrt{s_{\text{NN}}} = 5.02$ TeV for the TPC–TOF and TPC–EMCal analyses compared with the pp reference scaled by $\langle T_{\text{AA}} \rangle$, obtained from the measured cross section for $p_{\text{T}} < 8$ GeV/ c , which is extrapolated up to $p_{\text{T}} = 26$ GeV/ c using FONLL. The ratio of the yields using TPC–TOF and TPC–EMCal analyses in the overlapping interval of $3 < p_{\text{T}} < 8$ GeV/ c in Pb–Pb collisions is shown in the bottom panel.

factor was determined by taking the ratio between the measured cross section and the FONLL prediction for $p_{\text{T}} < 8$ GeV/ c . This ratio reaches a plateau for $p_{\text{T}} > 4$ GeV/ c , and was assumed to be constant at higher momenta where the data points are unavailable. The scale factor of 1.40 ± 0.08 was determined by fitting the ratio with a constant for $p_{\text{T}} > 4$ GeV/ c . The statistical and systematic uncertainties of the measurement were propagated to obtain the systematic uncertainty associated with the scaling factor, assuming no correlation between p_{T} intervals for the statistical uncertainties and full correlation for the systematic ones. The total uncertainty assigned to the scaled FONLL reference is calculated by taking the sum in quadrature of the uncertainty from the original FONLL prediction and the systematic uncertainty of the scaling, and is approximately 30% for $p_{\text{T}} > 8$ GeV/ c . The result of the extrapolation, scaled with the nuclear overlap function, is shown in Fig. 4.

The p_{T} -differential yields for electrons from beauty-hadron decays in the 10% most central Pb–Pb collisions are shown in Fig. 4. The yields are obtained using the four-template method with TPC–TOF detectors in the interval $2 < p_{\text{T}} < 8$ GeV/ c , and using the two-template method with TPC–EMCal detectors in the interval $3 < p_{\text{T}} < 26$ GeV/ c . The ratio of the yields from the two methods in the overlapping interval of $3 < p_{\text{T}} < 8$ GeV/ c is shown in the bottom panel of Figure 4. The systematic uncertainties are propagated as uncorrelated from all sources, except for the 15% uncertainty assigned for the differences in the results of the two methods, which is not considered in the ratio. Some of the remaining systematic uncertainties have common sources and are thus correlated to some degree, which is difficult to estimate. The ratio is consistent with unity within statistical and systematic uncertainties. For the final yield, TPC–TOF results were used in the overlapping p_{T} range because of their smaller statistical and systematic uncertainties. The Pb–Pb results are shown together with the pp results, scaled by the estimated nuclear overlap function [89], which is proportional to the number of binary collisions.

The nuclear modification factor for electrons from beauty-hadron decays in Pb–Pb collisions as a function of p_{T} in the 0–10% centrality interval is shown in Fig. 5. The nuclear modification factor in the measured p_{T} range of $2 < p_{\text{T}} < 26$ GeV/ c is lower than unity, consistent with the expectation of suppression of the yield in this p_{T} interval due to in-medium parton energy loss. Considering that the systematic uncertainties are mostly correlated across p_{T} intervals, the measured R_{AA} suggests a broadly increasing suppression with increasing p_{T} up to $p_{\text{T}} \sim 5$ GeV/ c . For p_{T} above 8 GeV/ c , the R_{AA} does

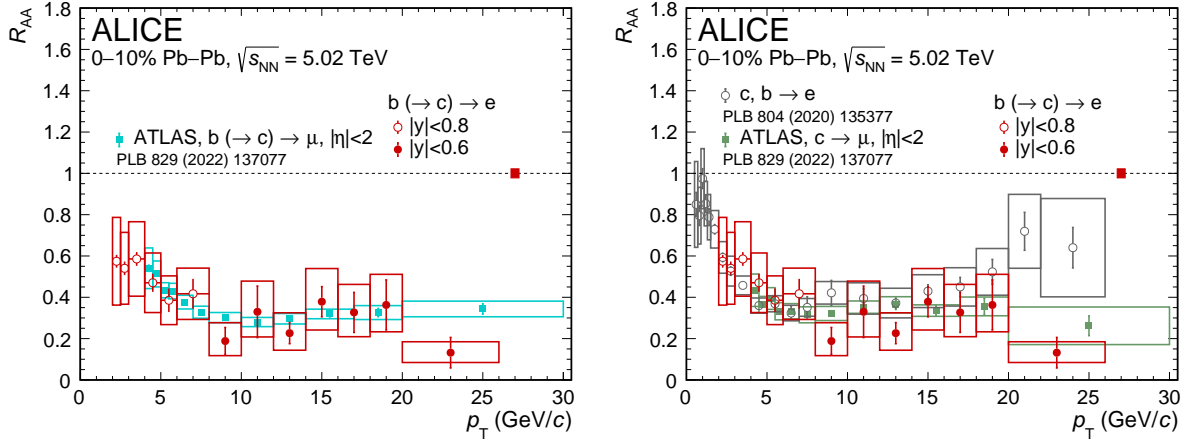


Figure 5: Nuclear modification factor of electrons from beauty-hadron decays in the 10% most central Pb–Pb collisions at $\sqrt{s_{\text{NN}}} = 5.02$ TeV. Left: Comparison with R_{AA} of muons from beauty-hadron decays measured by the ATLAS Collaboration [74]. Right: comparison with the measurements of R_{AA} of electrons from heavy-flavor hadron (beauty plus charm) decays [106], and with the R_{AA} of muons from charm-hadron decays measured by the ATLAS Collaboration [74].

not change significantly with values between 0.2 and 0.4, and a maximum suppression observed for p_{T} around 8–10 GeV/c. The measured R_{AA} of electrons from beauty-hadron decays is compared with the R_{AA} of muons from beauty-hadron decays, measured by the ATLAS Collaboration [74], in the 10% most central Pb–Pb collisions at $\sqrt{s_{\text{NN}}} = 5.02$ TeV in the interval $4 < p_{\text{T}} < 30$ GeV/c and $|y| < 2$. The two measurements are fully consistent with each other within the statistical and systematic uncertainties. The non-prompt D^0 meson [68] and the non-prompt D_s^+ meson [70] R_{AA} measured by the ALICE Collaboration in the 10% most central Pb–Pb collisions also show a similar p_{T} dependence, with the minimum value at around 0.35 for $p_{\text{T}} \sim 10$ GeV/c. Possible differences may arise between the R_{AA} of leptons and non-prompt D mesons due to different decay kinematics of B mesons in the two decay channels.

To understand the mass ordering effects on the energy loss, the R_{AA} of electrons from beauty-hadron decays is compared with the R_{AA} of electrons from heavy-flavor hadron (beauty and charm) decays [106], and with the R_{AA} of muons from charm-hadron decays measured by the ATLAS Collaboration [74], as a function of p_{T} in the 10% most central Pb–Pb collisions, in the right panel of Fig. 5. The electrons from heavy-flavor hadron decays originate mostly from charm-hadron decays at low p_{T} , more than 70% for $p_{\text{T}} < 4$ GeV/c, with the contribution from beauty-hadron decays that increases with increasing p_{T} [117], and becomes the dominant source ($> 70\%$) for $p_{\text{T}} > 8$ GeV/c. Within uncertainties, the R_{AA} of $b(\rightarrow c) \rightarrow e$ in the 10% most central Pb–Pb collisions shows similar values to that of $c \rightarrow \mu$ and $c, b \rightarrow e$. While the central points of the R_{AA} values might be slightly higher for $b(\rightarrow c) \rightarrow e$ compared to $c \rightarrow \mu$ at low p_{T} (< 5 GeV/c), the values are very similar and consistent within the uncertainties, and thus precise measurements of leptons from beauty-hadron decays would be required to see a potential difference.

The nuclear modification factor of electrons from beauty-hadron decays is compared with DREENA-B [118] and DAB-MOD M&T [119] model predictions in the left panel of Fig. 6, and with MC@sHQ [120], PHSD [121], and LIDO [122] models in the right panel of Fig. 6. All models include the assumption of a dynamically expanding QGP. Each model makes different hypotheses about the mass dependence of the energy loss within the QGP, transport dynamics, and hadronization of the beauty quarks. All the models include collisional and radiative energy-loss processes with the exception of PHSD, which only includes collisional energy loss. The models MC@sHQ, PHSD, and LIDO include hadronization via coalescence [123] at low and intermediate momentum, and via fragmentation at high momentum, while the

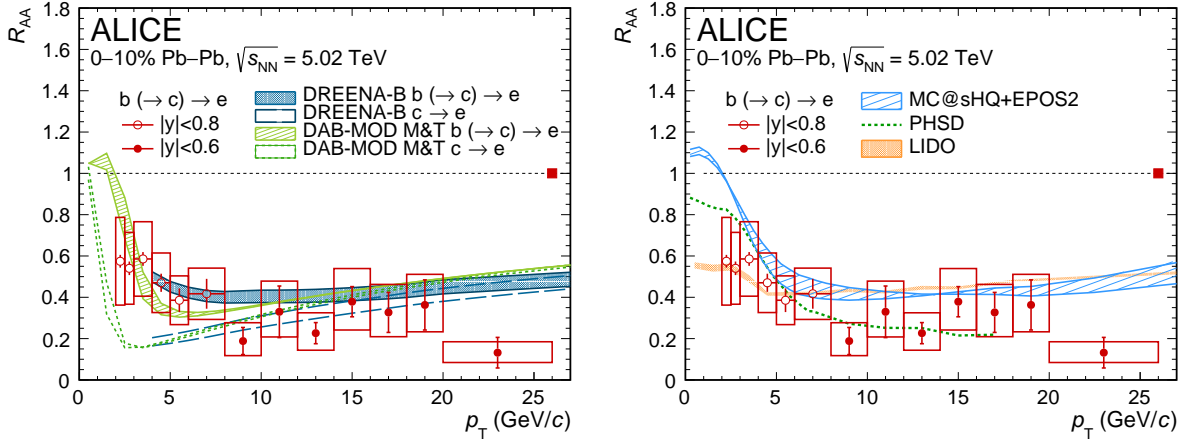


Figure 6: Nuclear modification factor of electrons from beauty-hadron decays in the 10% most central Pb–Pb collisions at $\sqrt{s_{\text{NN}}} = 5.02$ TeV compared with predictions from several theoretical calculations. Left: Comparison with predictions from DREENA-B [118] and DAB-MOD M&T [119] models for electrons from beauty and charm decays. Right: Comparison with predictions from MC@sHQ [120], PHSD [121], and LIDO [122] calculations for electrons from beauty decays.

DREENA-B and DAB-MOD M&T models use fragmentation in the full momentum range considered. Initial-state effects are included by using nuclear PDFs in the calculation of the initial p_T distributions of heavy quarks in all models, except for DAB-MOD. All the models give a fair description of the data within the uncertainties of the measurement. For $p_T > 5$ GeV/ c , all models except for PHSD predict similar R_{AA} , with values lying on the upper edge of the data uncertainties. The PHSD model gives lower R_{AA} values possibly due to the higher probability of large momentum transfers in the in-medium interactions as compared to the other models [121]. Predictions for all models, but DREENA-B, are available down to very low p_T , where they show significant differences among each other. However, measurements with improved precision will be needed to discriminate among these models. The left panel of Fig. 6 also shows the predictions for $c \rightarrow e$ R_{AA} from DREENA-B [118] and DAB-MOD M&T [119] models. The difference in the R_{AA} of electrons from charm- and beauty-hadron decays is larger at low p_T and reduces at high p_T where the mass effects become negligible. However, the current measurements (see right panel of Fig. 5) do not have enough precision to confirm this prediction.

As previously observed with charm measurements [54, 57], it is challenging for models to simultaneously describe R_{AA} and v_2 of heavy-flavor particles, allowing data to provide constraints to the model ingredients and parameters to describe the interaction of heavy quarks with the QGP medium. Among the models presented in this article, the MC@sHQ [120] and LIDO [122] models best describe the R_{AA} , v_2 , and v_3 measurements of D mesons [54]. In the beauty sector, the v_2 of leptons from beauty-hadron decays was measured by the ALICE [75] and ATLAS [74] Collaborations. The ALICE measurement of electrons from beauty-hadron decays was performed in the interval $1.3 < p_T < 6$ GeV/ c , and compared with predictions from MC@sHQ [120], PHSD [121], and LIDO [122] models. These models predict similar p_T -dependent v_2 values in the full p_T interval, and all models describe the data within uncertainties above 2 GeV/ c . Some parameters of the LIDO model were calibrated to reproduce previous D meson and B meson measurements by the ALICE and CMS Collaborations [122]. Extension of v_2 measurements to higher p_T would be beneficial for comparing the models at high p_T . The v_2 of muons from beauty-hadron decays from the ATLAS Collaboration [74], measured in the interval $4 < p_T < 20$ GeV/ c , was compared with DREENA-B [118] and DAB-MOD M&T [119] models. While the two models provide similar $b \rightarrow e$ R_{AA} predictions in the available p_T range, they significantly vary in v_2 predictions below 10 GeV/ c , where DREENA-B model is qualitatively in better agreement with the data. In this context, measurements of beauty decay electrons can provide additional and important constraints for

modeling the heavy quark in-medium interactions and hadronization.

5 Summary

The p_T -differential production of beauty-hadron decay electrons was measured in pp collisions and in the 10% most central Pb–Pb collisions at $\sqrt{s_{NN}} = 5.02$ TeV. The measurements are based on electron identification together with a fit to the track impact parameter distributions to extract the beauty contribution. The measured p_T -differential cross section in pp collisions lies at the upper edge of the FONLL uncertainty band, and shows some tension with GM-VFNS calculations at low p_T . The measured nuclear modification factor in central Pb–Pb collisions shows an increasing suppression with increasing p_T up to ~ 5 GeV/ c , and is almost constant at higher p_T . The maximum suppression of about a factor 3 is observed around 8–10 GeV/ c . The measured R_{AA} of $b(\rightarrow c) \rightarrow e$ is consistent with the measurement of $b(\rightarrow c) \rightarrow \mu$ by the ATLAS Collaboration. The R_{AA} of leptons from beauty-hadron decays shows a similar suppression and shape compared to charm-hadron decays within uncertainties. The results are consistent with several transport models implementing interactions of heavy quarks with a QGP formed in Pb–Pb collisions. While models implementing radiative and collisional energy loss processes predict similar R_{AA} values at high p_T , significant differences among models exist at low p_T , but more precise measurements are needed to constrain the model parameters further.

References

- [1] F. Kheyri, M. Khodadi, and H. R. Sepangi, “Horava-Lifshitz early universe phase transition beyond detailed balance”, *Eur. Phys. J. C* **73** (2013) 2286, arXiv:1301.5460 [gr-qc].
- [2] A. Bazavov *et al.*, “The chiral and deconfinement aspects of the QCD transition”, *Phys. Rev. D* **85** (2012) 054503, arXiv:1111.1710 [hep-lat].
- [3] S. Borsányi, Z. Fodor, C. Hoelbling, S. D. Katz, S. Krieg, C. Ratti, and K. K. Szabo, “Recent results on the Equation of State of QCD”, *PoS LATTICE2014* (2015) 224, arXiv:1410.7917 [hep-lat].
- [4] **HotQCD** Collaboration, A. Bazavov *et al.*, “Chiral crossover in QCD at zero and non-zero chemical potentials”, *Phys. Lett. B* **795** (2019) 15–21, arXiv:1812.08235 [hep-lat].
- [5] A. Bazavov *et al.*, “Equation of state and QCD transition at finite temperature”, *Phys. Rev. D* **80** (2009) 014504, arXiv:0903.4379 [hep-lat].
- [6] P. Braun-Munzinger, V. Koch, T. Schäfer, and J. Stachel, “Properties of hot and dense matter from relativistic heavy ion collisions”, *Phys. Rept.* **621** (2016) 76–126, arXiv:1510.00442 [nucl-th].
- [7] E. V. Shuryak, “Quark-Gluon Plasma and Hadronic Production of Leptons, Photons and Psions”, *Phys. Lett. B* **78** (1978) 150.
- [8] T. Csorgo, “New form of matter at CERN SPS: Quark matter but not quark gluon plasma”, *Nucl. Phys. B Proc. Suppl.* **92** (2001) 62–74, arXiv:hep-ph/0011339.
- [9] D. Teaney, J. Lauret, and E. V. Shuryak, “Flow at the SPS and RHIC as a quark gluon plasma signature”, *Phys. Rev. Lett.* **86** (2001) 4783–4786, arXiv:nucl-th/0011058.
- [10] **BRAHMS** Collaboration, I. Arsene *et al.*, “Quark gluon plasma and color glass condensate at RHIC? The Perspective from the BRAHMS experiment”, *Nucl. Phys. A* **757** (2005) 1–27, arXiv:nucl-ex/0410020.

- [11] **PHOBOS** Collaboration, B. B. Back *et al.*, “The PHOBOS perspective on discoveries at RHIC”, *Nucl. Phys. A* **757** (2005) 28–101, arXiv:nucl-ex/0410022.
- [12] **STAR** Collaboration, J. Adams *et al.*, “Experimental and theoretical challenges in the search for the quark gluon plasma: The STAR Collaboration’s critical assessment of the evidence from RHIC collisions”, *Nucl. Phys. A* **757** (2005) 102–183, arXiv:nucl-ex/0501009.
- [13] **PHENIX** Collaboration, K. Adcox *et al.*, “Formation of dense partonic matter in relativistic nucleus-nucleus collisions at RHIC: Experimental evaluation by the PHENIX collaboration”, *Nucl. Phys. A* **757** (2005) 184–283, arXiv:nucl-ex/0410003.
- [14] B. Muller, J. Schukraft, and B. Wyslouch, “First Results from Pb+Pb collisions at the LHC”, *Ann. Rev. Nucl. Part. Sci.* **62** (2012) 361–386, arXiv:1202.3233 [hep-ex].
- [15] A. Andronic, P. Braun-Munzinger, K. Redlich, and J. Stachel, “Statistical hadronization of heavy quarks in ultra-relativistic nucleus-nucleus collisions”, *Nucl. Phys. A* **789** (2007) 334–356, arXiv:nucl-th/0611023.
- [16] A. Andronic *et al.*, “Heavy-flavour and quarkonium production in the LHC era: from proton–proton to heavy-ion collisions”, *Eur. Phys. J. C* **76** (2016) 107, arXiv:1506.03981 [nucl-ex].
- [17] F.-M. Liu and S.-X. Liu, “Quark-gluon plasma formation time and direct photons from heavy ion collisions”, *Phys. Rev. C* **89** (2014) 034906, arXiv:1212.6587 [nucl-th].
- [18] M. Cacciari, M. Greco, and P. Nason, “The p_T spectrum in heavy flavor hadroproduction”, *JHEP* **05** (1998) 007, arXiv:hep-ph/9803400.
- [19] M. Cacciari, S. Frixione, and P. Nason, “The p_T spectrum in heavy flavor photoproduction”, *JHEP* **03** (2001) 006, arXiv:hep-ph/0102134.
- [20] M. Cacciari, S. Frixione, N. Houdeau, M. L. Mangano, P. Nason, and G. Ridolfi, “Theoretical predictions for charm and bottom production at the LHC”, *JHEP* **10** (2012) 137, arXiv:1205.6344 [hep-ph].
- [21] P. Bolzoni and G. Kramer, “Inclusive lepton production from heavy-hadron decay in pp collisions at the LHC”, *Nucl. Phys. B* **872** (2013) 253–264, arXiv:1212.4356 [hep-ph]. [Erratum: *Nucl. Phys. B* 876 (2013) 334–337].
- [22] S. Cao *et al.*, “Toward the determination of heavy-quark transport coefficients in quark-gluon plasma”, *Phys. Rev. C* **99** (2019) 054907, arXiv:1809.07894 [nucl-th].
- [23] R. Baier, D. Schiff, and B. G. Zakharov, “Energy loss in perturbative QCD”, *Ann. Rev. Nucl. Part. Sci.* **50** (2000) 37–69, arXiv:hep-ph/0002198.
- [24] Y. L. Dokshitzer and D. E. Kharzeev, “Heavy quark colorimetry of QCD matter”, *Phys. Lett. B* **519** (2001) 199–206, arXiv:hep-ph/0106202.
- [25] N. Armesto, C. A. Salgado, and U. A. Wiedemann, “Medium induced gluon radiation off massive quarks fills the dead cone”, *Phys. Rev. D* **69** (2004) 114003, arXiv:hep-ph/0312106.
- [26] S. Wicks, W. Horowitz, M. Djordjevic, and M. Gyulassy, “Heavy quark jet quenching with collisional plus radiative energy loss and path length fluctuations”, *Nucl. Phys. A* **783** (2007) 493–496, arXiv:nucl-th/0701063.

- [27] B.-W. Zhang, E. Wang, and X.-N. Wang, “Heavy quark energy loss in nuclear medium”, *Phys. Rev. Lett.* **93** (2004) 072301, arXiv:nucl-th/0309040.
- [28] A. Adil and I. Vitev, “Collisional dissociation of heavy mesons in dense QCD matter”, *Phys. Lett. B* **649** (2007) 139–146, arXiv:hep-ph/0611109.
- [29] B.-W. Zhang, C.-M. Ko, and W. Liu, “Thermal charm production in a quark-gluon plasma in Pb-Pb collisions at $\sqrt{s_{NN}}=5.5$ TeV”, *Phys. Rev. C* **77** (2008) 024901, arXiv:0709.1684 [nucl-th].
- [30] P. Braun-Munzinger, “Quarkonium production in ultra-relativistic nuclear collisions: Suppression versus enhancement”, *J. Phys. G* **34** (2007) S471–478, arXiv:nucl-th/0701093.
- [31] M. Djordjevic, M. Gyulassy, and S. Wicks, “Open Charm and Beauty at Ultrarelativistic Heavy Ion Colliders”, *Phys. Rev. Lett.* **94** (2005) 112301, arXiv:hep-ph/0410372.
- [32] ALICE Collaboration, S. Acharya *et al.*, “Direct observation of the dead-cone effect in quantum chromodynamics”, *Nature* **605** (2022) 440–446, arXiv:2106.05713 [nucl-ex].
- [33] C. Loizides, J. Kamin, and D. d’Enterria, “Improved Monte Carlo Glauber predictions at present and future nuclear colliders”, *Phys. Rev. C* **97** (2018) 054910, arXiv:1710.07098 [nucl-ex]. [Erratum: Phys.Rev.C 99, 019901 (2019)].
- [34] D. d’Enterria and C. Loizides, “Progress in the Glauber Model at Collider Energies”, *Ann. Rev. Nucl. Part. Sci.* **71** (2021) 315–344, arXiv:2011.14909 [hep-ph].
- [35] STAR Collaboration, M. M. Aggarwal *et al.*, “Measurement of the Bottom contribution to non-photon production in $p + p$ collisions at $\sqrt{s}=200$ GeV”, *Phys. Rev. Lett.* **105** (2010) 202301, arXiv:1007.1200 [nucl-ex].
- [36] PHENIX Collaboration, A. Adare *et al.*, “Measurement of Bottom versus Charm as a Function of Transverse Momentum with Electron-Hadron Correlations in $p + p$ Collisions at $\sqrt{s} = 200$ GeV”, *Phys. Rev. Lett.* **103** (2009) 082002, arXiv:0903.4851 [hep-ex].
- [37] CDF Collaboration, D. Acosta *et al.*, “Measurement of the J/ψ meson and b -hadron production cross sections in $p\bar{p}$ collisions at $\sqrt{s} = 1960$ GeV”, *Phys. Rev. D* **71** (2005) 032001, arXiv:hep-ex/0412071.
- [38] ALICE Collaboration, B. Abelev *et al.*, “Measurement of electrons from beauty hadron decays in pp collisions at $\sqrt{s} = 7$ TeV”, *Phys. Lett. B* **721** (2013) 13–23, arXiv:1208.1902 [hep-ex]. [Erratum: Phys. Lett. B 763 (2016) 507–509].
- [39] ALICE Collaboration, B. Abelev *et al.*, “Measurement of electrons from semileptonic heavy-flavor hadron decays in pp collisions at $\sqrt{s} = 2.76$ TeV”, *Phys. Rev. D* **91** (2015) 012001, arXiv:1405.4117 [nucl-ex].
- [40] LHCb Collaboration, R. Aaij *et al.*, “Measurement of the B^\pm production cross-section in pp collisions at $\sqrt{s} = 7$ TeV”, *JHEP* **04** (2012) 093, arXiv:1202.4812 [hep-ex].
- [41] ATLAS Collaboration, G. Aad *et al.*, “Measurement of the differential cross-sections of inclusive, prompt and non-prompt J/ψ production in proton-proton collisions at $\sqrt{s} = 7$ TeV”, *Nucl. Phys. B* **850** (2011) 387–444, arXiv:1104.3038 [hep-ex].
- [42] ALICE Collaboration, B. Abelev *et al.*, “Measurement of prompt J/ψ and beauty hadron production cross sections at mid-rapidity in pp collisions at $\sqrt{s} = 7$ TeV”, *JHEP* **11** (2012) 065, arXiv:1205.5880 [hep-ex].

- [43] **ATLAS** Collaboration, G. Aad *et al.*, “Measurement of the b-hadron production cross section using decays to $D^*\mu^-X$ final states in pp collisions at $\sqrt{s} = 7$ TeV with the ATLAS detector”, *Nucl. Phys. B* **864** (2012) 341–381, arXiv:1206.3122 [hep-ex].
- [44] **ATLAS** Collaboration, G. Aad *et al.*, “Measurement of the differential cross-section of B^+ meson production in pp collisions at $\sqrt{s} = 7$ TeV at ATLAS”, *JHEP* **10** (2013) 042, arXiv:1307.0126 [hep-ex].
- [45] **CMS** Collaboration, S. Chatrchyan *et al.*, “Measurement of the cross section for production of bb^- bar X , decaying to muons in pp collisions at $\sqrt{s} = 7$ TeV”, *JHEP* **06** (2012) 110, arXiv:1203.3458 [hep-ex].
- [46] **CMS** Collaboration, V. Khachatryan *et al.*, “Prompt and Non-Prompt J/ψ Production in pp Collisions at $\sqrt{s} = 7$ TeV”, *Eur. Phys. J. C* **71** (2011) 1575, arXiv:1011.4193 [hep-ex].
- [47] **CMS** Collaboration, V. Khachatryan *et al.*, “Measurement of the B^+ Production Cross Section in pp Collisions at $\sqrt{s} = 7$ TeV”, *Phys. Rev. Lett.* **106** (2011) 112001, arXiv:1101.0131 [hep-ex].
- [48] **CMS** Collaboration, S. Chatrchyan *et al.*, “Measurement of the B^0 production cross section in pp Collisions at $\sqrt{s} = 7$ TeV”, *Phys. Rev. Lett.* **106** (2011) 252001, arXiv:1104.2892 [hep-ex].
- [49] **CMS** Collaboration, S. Chatrchyan *et al.*, “Measurement of the B_s^0 Production Cross Section with $B_s^0 \rightarrow J/\psi\phi$ Decays in pp Collisions at $\sqrt{s}=7$ TeV”, *Phys. Rev. D* **84** (2011) 052008, arXiv:1106.4048 [hep-ex].
- [50] **CMS** Collaboration, V. Khachatryan *et al.*, “Measurement of the total and differential inclusive B^+ hadron cross sections in pp collisions at $\sqrt{s} = 13$ TeV”, *Phys. Lett. B* **771** (2017) 435–456, arXiv:1609.00873 [hep-ex].
- [51] **ALICE** Collaboration, S. Acharya *et al.*, “Measurement of beauty and charm production in pp collisions at $\sqrt{s} = 5.02$ TeV via non-prompt and prompt D mesons”, *JHEP* **05** (2021) 220, arXiv:2102.13601 [nucl-ex].
- [52] **ALICE** Collaboration, S. Acharya *et al.*, “Prompt and non-prompt J/ψ production cross sections at midrapidity in proton-proton collisions at $\sqrt{s} = 5.02$ and 13 TeV”, *JHEP* **03** (2022) 190, arXiv:2108.02523 [nucl-ex].
- [53] **ALICE** Collaboration, S. Acharya *et al.*, “Dielectron and heavy-quark production in inelastic and high-multiplicity proton–proton collisions at $\sqrt{s_{NN}} = 13$ TeV”, *Phys. Lett. B* **788** (2019) 505–518, arXiv:1805.04407 [hep-ex].
- [54] **ALICE** Collaboration, S. Acharya *et al.*, “Prompt D^0 , D^+ , and D^{*+} production in Pb–Pb collisions at $\sqrt{s_{NN}} = 5.02$ TeV”, *JHEP* **01** (2022) 174, arXiv:2110.09420 [nucl-ex].
- [55] **CMS** Collaboration, A. M. Sirunyan *et al.*, “Nuclear modification factor of D^0 mesons in PbPb collisions at $\sqrt{s_{NN}} = 5.02$ TeV”, *Phys. Lett. B* **782** (2018) 474–496, arXiv:1708.04962 [nucl-ex].
- [56] **ALICE** Collaboration, S. Acharya *et al.*, “Measurement of prompt D_s^+ -meson production and azimuthal anisotropy in Pb–Pb collisions at $\sqrt{s_{NN}} = 5.02$ TeV”, *Phys. Lett. B* **827** (2022) 136986, arXiv:2110.10006 [nucl-ex].
- [57] **ALICE** Collaboration, S. Acharya *et al.*, “D-meson azimuthal anisotropy in midcentral Pb-Pb collisions at $\sqrt{s_{NN}} = 5.02$ TeV”, *Phys. Rev. Lett.* **120** (2018) 102301, arXiv:1707.01005 [nucl-ex].

- [58] **ALICE** Collaboration, S. Acharya *et al.*, “Transverse-momentum and event-shape dependence of D-meson flow harmonics in Pb–Pb collisions at $\sqrt{s_{\text{NN}}} = 5.02$ TeV”, *Phys. Lett. B* **813** (2021) 136054, arXiv:2005.11131 [nucl-ex].
- [59] **PHENIX** Collaboration, A. Adare *et al.*, “Heavy Quark Production in $p + p$ and Energy Loss and Flow of Heavy Quarks in Au+Au Collisions at $\sqrt{s_{\text{NN}}} = 200$ GeV”, *Phys. Rev. C* **84** (2011) 044905, arXiv:1005.1627 [nucl-ex].
- [60] **STAR** Collaboration, L. Adamczyk *et al.*, “Elliptic flow of electrons from heavy-flavor hadron decays in Au + Au collisions at $\sqrt{s_{\text{NN}}} = 200, 62.4, \text{ and } 39$ GeV”, *Phys. Rev. C* **95** (2017) 034907, arXiv:1405.6348 [hep-ex].
- [61] **STAR** Collaboration, L. Adamczyk *et al.*, “Measurement of D^0 Azimuthal Anisotropy at Midrapidity in Au+Au Collisions at $\sqrt{s_{\text{NN}}}=200$ GeV”, *Phys. Rev. Lett.* **118** (2017) 212301, arXiv:1701.06060 [nucl-ex].
- [62] A. Beraudo *et al.*, “Extraction of Heavy-Flavor Transport Coefficients in QCD Matter”, *Nucl. Phys. A* **979** (2018) 21–86, arXiv:1803.03824 [nucl-th].
- [63] **CMS** Collaboration, A. M. Sirunyan *et al.*, “Measurement of the B^\pm Meson Nuclear Modification Factor in Pb-Pb Collisions at $\sqrt{s_{\text{NN}}} = 5.02$ TeV”, *Phys. Rev. Lett.* **119** (2017) 152301, arXiv:1705.04727 [hep-ex].
- [64] **ATLAS** Collaboration, M. Aaboud *et al.*, “Measurement of the relative B_c^\pm/B^\pm production cross section with the ATLAS detector at $\sqrt{s} = 8$ TeV”, *Phys. Rev. D* **104** (2021) 012010, arXiv:1912.02672 [hep-ex].
- [65] **Particle Data Group** Collaboration, P. Zyla *et al.*, “Review of Particle Physics”, *PTEP* **2020** (2020) 083C01.
- [66] **ATLAS** Collaboration, M. Aaboud *et al.*, “Prompt and non-prompt J/ψ and $\psi(2S)$ suppression at high transverse momentum in 5.02 TeV Pb+Pb collisions with the ATLAS experiment”, *Eur. Phys. J. C* **78** (2018) 762, arXiv:1805.04077 [nucl-ex].
- [67] **CMS** Collaboration, A. M. Sirunyan *et al.*, “Measurement of prompt and non-prompt charmonium suppression in PbPb collisions at 5.02 TeV”, *Eur. Phys. J. C* **78** (2018) 509, arXiv:1712.08959 [nucl-ex].
- [68] **ALICE** Collaboration, S. Acharya *et al.*, “Measurement of beauty production via non-prompt D^0 mesons in Pb-Pb collisions at $\sqrt{s_{\text{NN}}} = 5.02$ TeV”, arXiv:2202.00815 [nucl-ex].
- [69] **CMS** Collaboration, A. M. Sirunyan *et al.*, “Studies of Beauty Suppression via Non-prompt D^0 Mesons in Pb-Pb Collisions at $Q^2 = 4$ GeV²”, *Phys. Rev. Lett.* **123** (2019) 022001, arXiv:1810.11102 [hep-ex].
- [70] **ALICE** Collaboration, “Measurement of beauty-strange meson production in Pb–Pb collisions at $\sqrt{s_{\text{NN}}} = 5.02$ TeV via non-prompt D_s^+ mesons”, arXiv:2204.10386 [nucl-ex].
- [71] **ALICE** Collaboration, J. Adam *et al.*, “Measurement of electrons from beauty-hadron decays in p-Pb collisions at $\sqrt{s_{\text{NN}}} = 5.02$ TeV and Pb-Pb collisions at $\sqrt{s_{\text{NN}}} = 2.76$ TeV”, *JHEP* **07** (2017) 052, arXiv:1609.03898 [nucl-ex].
- [72] **PHENIX** Collaboration, A. Adare *et al.*, “Single electron yields from semileptonic charm and bottom hadron decays in Au+Au collisions at $\sqrt{s_{\text{NN}}} = 200$ GeV”, *Phys. Rev. C* **93** (2016) 034904, arXiv:1509.04662 [nucl-ex].

- [73] **ALICE** Collaboration, S. Acharya *et al.*, “Production of muons from heavy-flavour hadron decays at high transverse momentum in Pb–Pb collisions at $\sqrt{s_{\text{NN}}} = 5.02$ and 2.76 TeV”, *Phys. Lett. B* **820** (2021) 136558, arXiv:2011.05718 [nucl-ex].
- [74] **ATLAS** Collaboration, G. Aad *et al.*, “Measurement of the nuclear modification factor for muons from charm and bottom hadrons in Pb+Pb collisions at 5.02 TeV with the ATLAS detector”, *Phys. Lett. B* **829** (2022) 137077, arXiv:2109.00411 [nucl-ex].
- [75] **ALICE** Collaboration, S. Acharya *et al.*, “Elliptic Flow of Electrons from Beauty-Hadron Decays in Pb-Pb Collisions at $\sqrt{s_{\text{NN}}} = 5.02$ TeV”, *Phys. Rev. Lett.* **126** (2021) 162001, arXiv:2005.11130 [nucl-ex].
- [76] **ATLAS** Collaboration, G. Aad *et al.*, “Measurement of azimuthal anisotropy of muons from charm and bottom hadrons in Pb+Pb collisions at $\sqrt{s_{\text{NN}}} = 5.02$ TeV with the ATLAS detector”, *Phys. Lett. B* **807** (2020) 135595, arXiv:2003.03565 [nucl-ex].
- [77] **ALICE** Collaboration, K. Aamodt *et al.*, “The ALICE experiment at the CERN LHC”, *JINST* **3** (2008) S08002.
- [78] **ALICE** Collaboration, B. Abelev *et al.*, “Performance of the ALICE Experiment at the CERN LHC”, *Int. J. Mod. Phys. A* **29** (2014) 1430044, arXiv:1402.4476 [nucl-ex].
- [79] **ALICE** Collaboration, K. Aamodt *et al.*, “Alignment of the ALICE Inner Tracking System with cosmic-ray tracks”, *JINST* **5** (2010) P03003, arXiv:1001.0502 [physics.ins-det].
- [80] J. Alme *et al.*, “The ALICE TPC, a large 3-dimensional tracking device with fast readout for ultra-high multiplicity events”, *Nucl. Instrum. Meth. A* **622** (2010) 316–367, arXiv:1001.1950 [physics.ins-det].
- [81] A. Akindinov *et al.*, “The commissioning of the ALICE time-of-flight detector and results from the 2008 cosmic-ray data taking”, *Nucl. Instrum. Meth. A* **615** (2010) 37–41.
- [82] **ALICE** Collaboration, P. Cortese *et al.*, “ALICE Electromagnetic Calorimeter Technical Design Report”, Tech. Rep. CERN-LHCC-2008-014. ALICE-TDR-14, Aug, 2008. <http://cds.cern.ch/record/1121574>.
- [83] **ALICE** Collaboration, J. Adam *et al.*, “Determination of the event collision time with the ALICE detector at the LHC”, *Eur. Phys. J. Plus* **132** (2017) 99, arXiv:1610.03055 [physics.ins-det].
- [84] **ALICE** Collaboration, “Performance of the ALICE Electromagnetic Calorimeter”, arXiv:2209.04216 [physics.ins-det].
- [85] G. S. Atoian *et al.*, “Lead scintillator electromagnetic calorimeter with wavelength shifting fiber readout”, *Nucl. Instrum. Meth. A* **320** (1992) 144–154.
- [86] **ALICE** Collaboration, E. Abbas *et al.*, “Performance of the ALICE VZERO system”, *JINST* **8** (2013) P10016, arXiv:1306.3130 [nucl-ex].
- [87] **ALICE** Collaboration, “ALICE luminosity determination for Pb–Pb collisions at $\sqrt{s_{\text{NN}}} = 5.02$ TeV”, arXiv:2204.10148 [nucl-ex].
- [88] **ALICE** Collaboration, P. Cortese, “Performance of the ALICE Zero Degree Calorimeters and upgrade strategy”, *J. Phys. Conf. Ser.* **1162** (2019) 012006.

- [89] **ALICE** Collaboration, “Centrality determination in heavy ion collisions”, Aug, 2018. <http://cds.cern.ch/record/2636623>. ALICE-PUBLIC-2018-011.
- [90] **ALICE** Collaboration, B. Abelev *et al.*, “Centrality determination of Pb-Pb collisions at $\sqrt{s_{NN}} = 2.76$ TeV with ALICE”, *Phys. Rev. C* **88** (2013) 044909, arXiv:1301.4361 [nucl-ex].
- [91] **ALICE** Collaboration, “ALICE 2017 luminosity determination for pp collisions at $\sqrt{s} = 5$ TeV”, Nov, 2018. <http://cds.cern.ch/record/2648933>. ALICE-PUBLIC-2018-014.
- [92] **ALICE** Collaboration, B. Abelev *et al.*, “Measurement of electrons from semileptonic heavy-flavour hadron decays in pp collisions at $\sqrt{s} = 7$ TeV”, *Phys. Rev. D* **86** (2012) 112007, arXiv:1205.5423 [hep-ex].
- [93] **Particle Data Group** Collaboration, M. Tanabashi *et al.*, “Review of Particle Physics”, *Phys. Rev. D* **98** (2018) 030001.
- [94] **ALICE** Collaboration, S. Acharya *et al.*, “Production of light-flavor hadrons in pp collisions at $\sqrt{s} = 7$ and $\sqrt{s} = 13$ TeV”, *Eur. Phys. J. C* **81** (2021) 256, arXiv:2005.11120 [nucl-ex].
- [95] T. C. Awes, F. E. Obenshain, F. Plasil, S. Saini, S. P. Sorensen, and G. R. Young, “A Simple method of shower localization and identification in laterally segmented calorimeters”, *Nucl. Instrum. Meth. A* **311** (1992) 130–138.
- [96] **ALICE** Collaboration, S. Acharya *et al.*, “Production of π^0 and η mesons up to high transverse momentum in pp collisions at 2.76 TeV”, *Eur. Phys. J. C* **77** (2017) 339, arXiv:1702.00917 [hep-ex].
- [97] **ALICE** Collaboration, C. W. Fabjan *et al.*, “ALICE: Physics Performance Report”, *J. Phys. G* **32** (2006) 1295–2040.
- [98] T. Sjostrand, S. Mrenna, and P. Z. Skands, “PYTHIA 6.4 Physics and Manual”, *JHEP* **05** (2006) 026, arXiv:hep-ph/0603175.
- [99] X.-N. Wang and M. Gyulassy, “HIJING: A Monte Carlo model for multiple jet production in p p, p A and A A collisions”, *Phys. Rev. D* **44** (1991) 3501–3516.
- [100] R. Brun, F. Bruyant, M. Maire, A. C. McPherson, and P. Zancarini, *GEANT 3: user’s guide Geant 3.10, Geant 3.11; rev. version*. CERN, Geneva, 1987. <https://cds.cern.ch/record/1119728>.
- [101] R. Barlow and C. Beeston, “Fitting using finite monte carlo samples”, *Comp. Phys. Comm.* **77** (1993) 219.
- [102] **ALICE** Collaboration, S. Acharya *et al.*, “ Λ_c^+ production in Pb-Pb collisions at $\sqrt{s_{NN}} = 5.02$ TeV”, *Phys. Lett. B* **793** (2019) 212–223, arXiv:1809.10922 [nucl-ex].
- [103] **ALICE** Collaboration, S. Acharya *et al.*, “Constraining hadronization mechanisms with Λ_c^+/D^0 production ratios in Pb-Pb collisions at $\sqrt{s_{NN}} = 5.02$ TeV”, arXiv:2112.08156 [nucl-ex].
- [104] **ALICE** Collaboration, S. Acharya *et al.*, “Measurement of D^0 , D^+ , D^{*+} and D_s^+ production in Pb-Pb collisions at $\sqrt{s_{NN}} = 5.02$ TeV”, *JHEP* **10** (2018) 174, arXiv:1804.09083 [nucl-ex].
- [105] M. He, R. J. Fries, and R. Rapp, “Heavy Flavor at the Large Hadron Collider in a Strong Coupling Approach”, *Phys. Lett. B* **735** (2014) 445–450, arXiv:1401.3817 [nucl-th].

- [106] **ALICE** Collaboration, S. Acharya *et al.*, “Measurement of electrons from semileptonic heavy-flavour hadron decays at midrapidity in pp and Pb-Pb collisions at $\sqrt{s_{\text{NN}}} = 5.02$ TeV”, *Phys. Lett. B* **804** (2020) 135377, arXiv:1910.09110 [nucl-ex].
- [107] **ALICE** Collaboration, J. Adam *et al.*, “Measurement of electrons from heavy-flavour hadron decays in p-Pb collisions at $\sqrt{s_{\text{NN}}} = 5.02$ TeV”, *Phys. Lett. B* **754** (2016) 81–93, arXiv:1509.07491 [nucl-ex].
- [108] **ALICE** Collaboration, J. Adam *et al.*, “Measurement of the production of high- p_{T} electrons from heavy-flavour hadron decays in Pb-Pb collisions at $\sqrt{s_{\text{NN}}} = 2.76$ TeV”, *Phys. Lett. B* **771** (2017) 467–481, arXiv:1609.07104 [nucl-ex].
- [109] **ALICE** Collaboration, S. Acharya *et al.*, “Measurements of low- p_{T} electrons from semileptonic heavy-flavour hadron decays at mid-rapidity in pp and Pb-Pb collisions at $\sqrt{s_{\text{NN}}} = 2.76$ TeV”, *JHEP* **10** (2018) 061, arXiv:1805.04379 [nucl-ex].
- [110] F. James, *Statistical Methods in Experimental Physics*. WORLD SCIENTIFIC, 2 ed., Nov., 2006. <https://www.worldscientific.com/worldscibooks/10.1142/6096>.
- [111] E. Fermi, “An attempt of a theory of beta radiation. 1.”, *Z. Phys.* **88** (1934) 161–177.
- [112] F. L. Wilson, “Fermi’s Theory of Beta Decay”, *Am. J. Phys.* **36** (1968) 1150–1160.
- [113] **ALICE** Collaboration, S. Acharya *et al.*, “Production of charged pions, kaons, and (anti-)protons in Pb-Pb and inelastic pp collisions at $\sqrt{s_{\text{NN}}} = 5.02$ TeV”, *Phys. Rev. C* **101** (2020) 044907, arXiv:1910.07678 [nucl-ex].
- [114] **LHCb** Collaboration, R. Aaij *et al.*, “Measurement of b hadron fractions in 13 TeV pp collisions”, *Phys. Rev. D* **100** (2019) 031102, arXiv:1902.06794 [hep-ex].
- [115] **BaBar** Collaboration, B. Aubert *et al.*, “Measurement of the electron energy spectrum and its moments in inclusive $B \rightarrow X e \nu$ decays”, *Phys. Rev. D* **69** (2004) 111104, arXiv:hep-ex/0403030.
- [116] B. A. Kniehl, G. Kramer, I. Schienbein, and H. Spiesberger, “Inclusive B-Meson Production at the LHC in the GM-VFN Scheme”, *Phys. Rev. D* **84** (2011) 094026, arXiv:1109.2472 [hep-ph].
- [117] **ALICE** Collaboration, B. Abelev *et al.*, “Beauty production in pp collisions at $\sqrt{s} = 2.76$ TeV measured via semi-electronic decays”, *Phys. Lett. B* **738** (2014) 97–108, arXiv:1405.4144 [nucl-ex].
- [118] D. Zigic, I. Salom, J. Auvinen, M. Djordjevic, and M. Djordjevic, “DREENA-B framework: first predictions of R_{AA} and v_2 within dynamical energy loss formalism in evolving QCD medium”, *Phys. Lett. B* **791** (2019) 236–241, arXiv:1805.04786 [nucl-th].
- [119] C. A. G. Prado, J. Noronha-Hostler, R. Katz, A. A. P. Suaide, J. Noronha, M. G. Munhoz, and M. R. Cosentino, “Event-by-event correlations between soft hadrons and D^0 mesons in 5.02 TeV PbPb collisions at the CERN Large Hadron Collider”, *Phys. Rev. C* **96** (2017) 064903, arXiv:1611.02965 [nucl-th].
- [120] M. Nahrgang, J. Aichelin, P. B. Gossiaux, and K. Werner, “Influence of hadronic bound states above T_c on heavy-quark observables in Pb + Pb collisions at the CERN Large Hadron Collider”, *Phys. Rev. C* **89** (2014) 014905, arXiv:1305.6544 [hep-ph].

- [121] T. Song, H. Berrebrah, D. Cabrera, J. M. Torres-Rincon, L. Tolos, W. Cassing, and E. Bratkovskaya, “Tomography of the Quark-Gluon-Plasma by Charm Quarks”, *Phys. Rev. C* **92** (2015) 014910, arXiv:1503.03039 [nucl-th].
- [122] W. Ke, Y. Xu, and S. A. Bass, “Linearized Boltzmann-Langevin model for heavy quark transport in hot and dense QCD matter”, *Phys. Rev. C* **98** (2018) 064901, arXiv:1806.08848 [nucl-th].
- [123] F. Prino and R. Rapp, “Open Heavy Flavor in QCD Matter and in Nuclear Collisions”, *J. Phys. G* **43** (2016) 093002, arXiv:1603.00529 [nucl-ex].