

Less is More: Understanding Word-level Textual Adversarial Attack via n -gram Frequency Descend

Ning Lu^{1,2} Shengcai Liu^{1,*} Zhirui Zhang³ Qi Wang¹ Haifeng Liu⁴ Ke Tang¹

¹Southern University of Science and Technology

²Hong Kong University of Science and Technology

³Tencent AI Lab ⁴OPPO Mobile Telecommunications Corp.

nluab@cse.ust.hk liusc3@sustech.edu.cn zrustc11@gmail.com
wangqi@sustech.edu.cn blade@oppo.com tangk3@sustech.edu.cn

Abstract

Word-level textual adversarial attacks have achieved striking performance in fooling natural language processing models. However, the fundamental questions of why these attacks are effective, and the intrinsic properties of the adversarial examples (AEs), are still not well understood. This work attempts to interpret textual attacks through the lens of n -gram frequency. Specifically, it is revealed that existing word-level attacks exhibit a strong tendency toward generation of examples with n -gram frequency descend (n -FD). Intuitively, this finding suggests a natural way to improve model robustness by training the model on the n -FD examples. To verify this idea, we devise a model-agnostic and gradient-free AE generation approach that relies solely on the n -gram frequency information, and further integrate it into the recently proposed convex hull framework for adversarial training. Surprisingly, the resultant method performs quite similarly to the original gradient-based method in terms of model robustness. These findings provide a human-understandable perspective for interpreting word-level textual adversarial attacks, and a new direction to improve model robustness.

1 Introduction

Deep Neural Networks (DNNs) have exhibited vulnerability to adversarial examples (AEs) (Szegedy et al., 2014; Goodfellow et al., 2015; Papernot et al., 2016), which are crafted by adding imperceptible perturbations to the original inputs. In Natural Language Processing (NLP), numerous adversarial attacks have been proposed, categorized by perturbation granularity into character-level (Gao et al., 2018; Li et al., 2019), word-level (Alzantot et al., 2018; Ren et al., 2019), sentence-level (Ribeiro et al., 2018a,b; Jia and Liang, 2017a), and mix-level modification (Chen et al., 2021; Lei et al.,

*Corresponding author.

n -FD	Text
Raw	it's hard to imagine that even very small children will be impressed by this tired retreat
1-FD	it's ^{139→16} challenging to imagine that even very small children will be impressed by this tired retreat
2-FD	it's hard to imagine that even very small children will be ^{6→22} stunning by this tired retreat

Table 1: Illustrations of two AEs generated by GA attack (Alzantot et al., 2018), exhibiting 1-FD and 2-FD, respectively. The 1-gram (upper numbers) and 2-gram (lower numbers) frequency changes are also shown. Counterintuitively, in the second AE, the word “impressed” being replaced by “stunning” *increases* 1-gram frequency (6 → 22), which contradicts to the previous finding (Mozes et al., 2021), but it actually decreases 2-gram frequencies (1 → 0, 4 → 0).

2022). Among them, word-level attacks have attracted the most research interest, due to the superior performance on both attack success rate and AE quality (Pruthi et al., 2019a; Yoo et al., 2020). This work also focuses on word-level attacks.

On the other hand, defenses against textual attacks have also attracted increasing research interest. Notable defense methods include adversarial training where the model gains robustness by training on the worst-case examples (Madry et al., 2018; Zhu et al., 2020; Dong et al., 2021), adversarial data augmentation which trains models with AE-augmented training sets (Zang et al., 2020; Si et al., 2021), AE detection (Pruthi et al., 2019b; Zhou et al., 2019; Wang and Zheng, 2020), and certified robustness (Jia et al., 2019; Ye et al., 2020).

Despite the tremendous progress achieved, currently the underlying mechanisms of word-level textual attacks (i.e., why they can fool models), as well as the intrinsic properties of the AEs crafted

by them, remain elusive to a large extent. Considering that textual attacks and defenses are generally oriented to security-critical applications such as spam filtering (Bhowmick and Hazarika, 2018) and toxic comment detection (Hosseini et al., 2017), a clear interpretation of textual attacks would be very helpful for uncovering the vulnerability of the NLP-model-based applications, as well as improving robustness of these models.

This work seeks to interpret word-level textual attacks from a novel perspective of n -gram frequency. By Zipf’s law (Zipf, 2016), the frequencies of words (1-gram) in a linguistic corpus are generally inversely proportional to their ranks. That is, the frequencies of common words are exponentially larger than rare words, which has also been found true for n -gram frequencies (Cavnar et al., 1994). Although such phenomenon barely affects humans, it may confuse AI models and bring serious issues such as gender bias (Angwin et al., 2016) and embedding blending (Gong et al., 2018). In the context of adversarial attack, we conjecture that the extremely unbalanced n -gram frequency distribution could make the model behave unstably on less-frequent sequences, thus exposing vulnerability that can be exploited by adversarial attacks.

To verify the above conjecture, we conduct in-depth analysis of the AEs generated by six attacks for attacking three NLP models on two datasets. Experimental results show that all attacks show a strong tendency toward generation of examples exhibiting n -gram frequency descend (n -FD), i.e., the generated AEs contain less-frequent n -gram sequences. Further, the root cause for such phenomenon, i.e., the instability of the model on n -FD examples, is also explored. Importantly, we find that when $n = 2$, n -FD has the best interpretation ability of textual attacks. Although seemingly counterintuitive, such finding largely renews previous understandings in the literature (Mozes et al., 2021) that AEs mainly exhibit 1-FD. To illustrate this, Table 1 presents some examples where AEs could exhibit increase in terms of 1-gram frequency, but decrease in terms of 2-gram frequency.

Intuitively, the above findings suggest a natural way to improve model robustness by training the model on n -FD examples. Unlike the common adversarial training approaches that generate AEs by maximizing loss, we propose to generate AEs by minimizing their n -gram frequencies. We integrate this approach into the recently proposed

convex hull defense (Zhou et al., 2021) for adversarial training. Surprisingly, the resultant method performs quite similarly to the original gradient-based method, in terms of both model robustness and AE generation.

Overall, we provide a human-understandable perspective, i.e., n -gram frequency, for interpreting word-level textual attacks. In summary, our main contributions are:

- We find that word-level attacks generally exhibit strong tendency toward generation of n -FD examples, and $n = 2$ is the best choice for interpreting them.
- We verify that training on n -FD examples can effectively improve model robustness, where a larger value of n is not always better, and $n = 2$ or 3 are the best choices in most cases.
- We provide a different direction from previous ones to improve the robustness of NLP models, i.e., training on n -FD examples, whose generation process is model-agnostic and gradient-free.

2 Interpreting Word-level Attacks from the n -FD Perspective

In this section, we introduce the word-level textual attacks and the definition of n -gram frequency descend (n -FD). Then we experimentally demonstrate that word-level adversarial attacks prefer generating n -FD examples.

2.1 Preliminaries

Word-Level Textual Attacks. As the most widely studied attacks in NLP (Zhang et al., 2020), word-level textual attacks generate AEs by substituting words in the original texts. Let $\mathbf{x} = [x_1, x_2, \dots, x_L]$ denote a text with L words. A word-level attack would first construct a candidate substitute set $S(x_i) = \{s_j^{(i)}\}_{j=0}^K$ with size K for each word x_i . Then it iteratively replaces a word in \mathbf{x} with some substitute selected from the candidate set, until attack succeeds.

n -gram Frequency. By definition, n -gram is a contiguous sequence of n words in the given texts. The i -th n -gram of text \mathbf{x} is defined as:

$$g_i^n := [x_i, x_{i+1}, \dots, x_{i+n-1}], i \in [1, L - n + 1]. \quad (1)$$

We define the number of occurrences of an n -gram in the training set as its n -gram frequency, denoted

Attack	Access	Substitution	Search
GA	B	Counter-fitted	Genetic
PWWS	B	WordNet	WSG
TF	B	Counter-fitted	WSG
PSO	B	HowNet	Particle Swarm
LS	B	HowNet	Local Search
HF	W	Counter-fitted	Greedy

Table 2: Summary of the attacks for AE generation, including model access, substitution methods, and search strategies. W/B represents white/black-box attack. WSG represents word-saliency-based greedy search. To construct the substitute sets, PSO and LS use the language database of HowNet (Qi et al., 2019), PWWS uses WordNet (Miller, 1995), while GA, TF, and HF rely on Counter-fitted (Mrksic et al., 2016) embeddings.

as $\phi(g_i^n)$. Then the n -gram frequency of text \mathbf{x} , denoted as $\Phi_n(\mathbf{x})$, is the average of the n -gram frequencies of its all n -grams:

$$\Phi_n(\mathbf{x}) := \frac{1}{L-n+1} \sum_{i=1}^{L-n+1} \phi(g_i^n). \quad (2)$$

n -gram Frequency Descend (n -FD). Given \mathbf{x} , supposing an attack generates an example \mathbf{x}' by substituting some words in \mathbf{x} , then \mathbf{x}' is a n -FD example if it has lower n -gram frequency than \mathbf{x} , i.e., $\Phi_n(\mathbf{x}') < \Phi_n(\mathbf{x})$. Similarly, \mathbf{x}' is a n -gram frequency ascend (n -FA) example and a n -gram frequency constant (n -FC) example if $\Phi_n(\mathbf{x}') > \Phi_n(\mathbf{x})$ and $\Phi_n(\mathbf{x}') = \Phi_n(\mathbf{x})$, respectively.

n -FD Substitution. If a word substitution decreases the n -gram frequency of the text, then it is dubbed n -FD substitution. Formally, given text \mathbf{x} , let $\mathbf{x}_{x_i \rightarrow s_j^{(i)}}$ denote the text generated by substituting x_i in \mathbf{x} with $s_j^{(i)}$. Then the n -gram frequency change of the text, denoted as $\Delta\Phi_n(s_j^{(i)}; \mathbf{x})$, is:

$$\Delta\Phi_n(s_j^{(i)}; \mathbf{x}) := \Phi_n(\mathbf{x}_{x_i \rightarrow s_j^{(i)}}) - \Phi_n(\mathbf{x}). \quad (3)$$

If $\Delta\Phi_n(s_j^{(i)}; \mathbf{x}) < 0$, then substitution $x_i \rightarrow s_j^{(i)}$ is a n -FD substitution. Note that consecutively applying n -FD substitutions to the original text would necessarily lead to a n -FD example, while the reverse is unnecessarily true. Similarly, if $\Delta\Phi_n(s_j^{(i)}; \mathbf{x}) > 0$ and $\Delta\Phi_n(s_j^{(i)}; \mathbf{x}) = 0$, then it is a n -FA substitution and a n -FC substitution, respectively. For example, in Table 1, the replacement of "hard" \rightarrow "challenging" is a 1-FD substitution, while "impressed" \rightarrow "stunning" is a substitution of 2-FD but 1-FA.

n	n -FD (%)	n -FC (%)	n -FA (%)
1	91.27	0.75	7.98
2	93.51	2.58	3.92
3	87.29	10.55	2.17
4	72.56	26.24	1.21

Table 3: Percentages of the n -FD, n -FA, and n -FC examples in the successful AEs generated by all the six attacks when attacking three models on two datasets. Detailed results are further provided in Appendix F.

2.2 Adversarial Example Generation

Attacks. We selected six existing word-level attacks, including five black-box attacks: GA (Alzantot et al., 2018), PWWS (Ren et al., 2019), TextFooler (TF) (Jin et al., 2020), PSO (Zang et al., 2020), LocalSearch (LS) (Liu et al., 2022); and one white-box attack: HotFlip (HF) (Ebrahimi et al., 2018). These attacks are representative in the sense that they have employed different substitute nomination methods and search strategies as summarized in Table 2, and have achieved effective performance in generating AEs for various NLP tasks and victim models.

Datasets. We ran these attacks on 1000 test examples randomly selected from two public classification datasets: IMDB reviews dataset (IMDB) (Lan et al., 2016) for sentiment analysis and AG-News corpus (AGNews) (Zhang et al., 2015) for topic classification.

Victim Models. The attacking experiments covered three different DNN architectures: convolutional neural network (CNN) (Kim, 2014), long short-term memory (LSTM) (Hochreiter and Schmidhuber, 1997) and pre-trained BERT (Devlin et al., 2019). The implementation details of all these models can be found in Appendix A.

2.3 Results and Analysis

Tendency toward n -FD Examples. Table 3 summarizes the percentages of n -FD, n -FA, and n -FC examples (with $n = 1, 2, 3, 4$) in the successful AEs generated by the six attacks. One can observe that most AEs generated by word-level attacks are n -FD examples. Figure 1 further shows the detailed distributions of the n -gram frequency changes induced by PWWS attack. It can be observed that most changes show the decreases in terms of n -gram frequency. Overall, all these attacks exhibit a strong tendency toward generating n -FD examples.

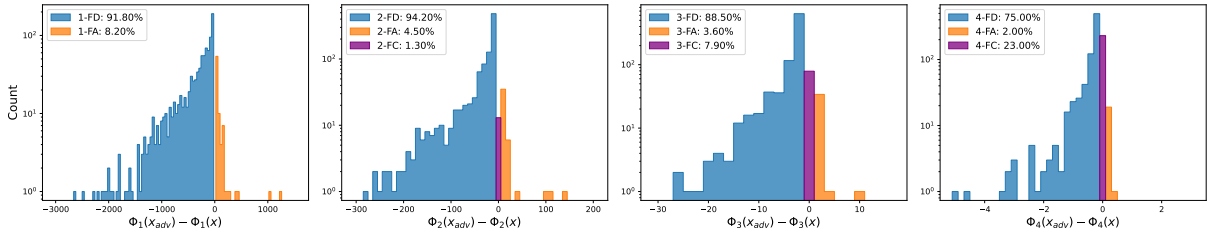


Figure 1: Distributions of the n -gram frequency changes induced by PWWS attack when attacking BERT on the IMDB dataset. The blue, orange, and purple bars represent the n -FD, n -FA, and n -FC examples, respectively. The exact percentage values are shown in the legend. From left to right, the value of n varies from 1 to 4.

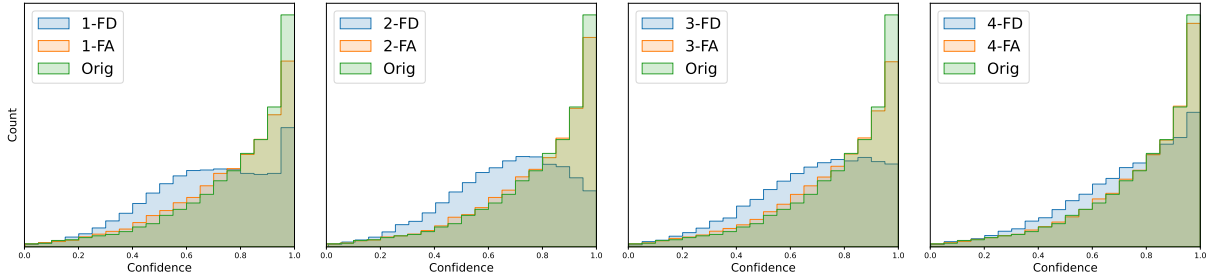


Figure 2: The confidence distribution for a CNN classifier on the clean examples (Orig), n -FD examples (n -FD) and n -FA examples (n -FA) from IMDB test set. Confidence refers to the softmax probability of the true label. n is 1 to 4 from left to right images. Model perform similarly on clean examples and n -FA examples, but worse on n -FD examples.

Model	CF			HowNet		
	1-FA (%)	1-FD (%)	Diff. %	1-FA (%)	1-FD (%)	Diff. %
BERT	12.0	37.6	+213.3	46.9	64.2	+36.9
LSTM	13.5	39.9	+195.5	43.5	60.1	+38.2
CNN	16.6	44.2	+166.2	42.5	69.3	+63.0

Table 4: The attack success rate achieved by TF (the left) and PSO (the right) attacks using 1-FD substitutions and 1-FA substitutions. The change percentage is shown in Diff. column. (Diff = (1-FD - 1-FA) / 1-FD \times 100 %)

2-FD Has the Best Interpretation Ability. Based on Table 3, 2-FD examples achieve better coverage compared with other cases. When $n = 1$, the percentage of n -FA is high, indicating a significant portion of the AEs containing more-frequent words. For $n = 3, 4$, the percentage of n -FC is large, which means they are not good indicator to interpret AEs. Further experiments show that, on average, 97% of n -FC cases are out-of-vocabulary (OOV) replacement, where both original and new n -grams never appear in the training set.

Attacking with n -FD Substitutions is More Effective. To further explore the difference between n -FA and n -FD, we conducted another experiment where we manually intervene the word substitution behaviors. We split the candidate substitutes

into two parts: 1-FD and 1-FA. For fair comparison, we dropped extra words to ensure that both candidate sets have the same size. We employed Counter-fitted embedding (Mrksic et al., 2016) and HowNet (Qi et al., 2019) to construct the substitute sets, and ran an attack on 1000 examples from the IMDB test set. Table 4 reports the attack success rates, where a higher value indicates a stronger attack. It can be observed that attacking with 1-FD substitution is much easier than with 1-FA ones. The huge gap between the attack with different substitutions echos the previous finding of n -FD tendency, because the attacks will naturally generate examples that more likely achieve successful attacks, i.e., the n -FD ones. This finding is also useful when designing highly-effective attacks.

Model Performs Worse on n -FD Examples.

Previous analysis implies that NLP models have worse performance on n -FD examples. Here, we conduct experiments to verify this conjecture. For each example in the IMDB test set, we generated one n -FD example and one n -FA example by substituting words in it. Then we evaluated the standard training models on the three sets, i.e., standard test set, n -FD example set, and n -FA example set. Figure 2 demonstrates that the model has worse predictions on n -FD examples, while the

model with adversarial training has consistent performance. This is conceivable because DNNs cannot effectively learn from small sample data without leveraging specific techniques. Besides, the poor adaption to these small samples has a minor impact on the evaluation metrics, which focus on the large scope of data.

3 Training on n -FD Examples Improves Robustness

The previous findings indicate that AEs generated by attacks have n -FD property, on which models perform poorly. Meanwhile, previous works have shown that training the model with AEs could effectively improve the robustness of it (Madry et al., 2018; Alzantot et al., 2018). Therefore, we would like to ask whether training on n -FD examples can improve the robustness of the model as AE does? To answer this question, we design an adversarial training paradigm based on n -gram frequency, where the frequency, rather than gradient, guides the generation of AEs. In this section, we introduce the whole method in detail.

3.1 n -FD Adversarial Training

In the conventional adversarial training paradigm, the training object is modeled as a min-max problem, where the inner goal is to find an example x_{adv} that maximizes the prediction loss, formulated as:

$$x_{adv} = \arg \max_{x' \in \mathcal{P}(x)} \mathcal{L}(F(x'), y), \quad (4)$$

where x_{adv} denotes the loss maximizing example, and $\mathcal{P}(x)$ is the perturbation set consisting of all texts that can be generated by doing the substitution operation on x . \mathcal{L} denotes the loss function of trained model F . x_{adv} can be approximately approached with the help of gradient, which is calculated by the back-propagation algorithm.

To answer the question raised before, we modify the gradient-based adversarial training paradigm to n -FD adversarial training, where the inner objective is to find the n -FD example, formulated as:

$$x_{n\text{-FD}} = \arg \min_{x' \in \mathcal{P}(x)} \Phi_n(x') - \Phi_n(x). \quad (5)$$

3.2 Applying n -FD Adversarial Training to Convex Hull

Convex Hull Framework. We apply our method to a recently proposed convex hull

Algorithm 1 n -FD convex hull training

Require: Dataset D , model f with parameter θ , adversarial steps T_{adv}

- 1: Initialize θ
 - 2: Initialize n -gram frequency table T_{Φ_n} .
 - 3: **for** epoch = 1 \dots N_{epoch} **do**
 - 4: **for** $x, y \in D$ **do**
 - 5: Randomly initialize w_0
 - 6: $g \leftarrow 0$
 - 7: **for** $t = 0$ to T_{adv} **do**
 - 8: Compute \tilde{x}_t by Eq. (11) using w_t
 - 9: $g \leftarrow g + \nabla_{\theta} L(f(\tilde{x}_t), y)$
 - 10: Update T_{Φ_n} by \tilde{x}_t
 - 11: Compute w_{t+1} by Eq. (8) using T_{Φ_n} .
 - 12: **end for**
 - 13: Update θ by g
 - 14: **end for**
 - 15: **end for**
-

paradigm (Zhou et al., 2021; Dong et al., 2021). The generated AE during training is a sequence of virtual vectors \tilde{x}_i , which is a convex combination of synonyms $S(x_i)$, formulated as:

$$\tilde{x}_i = \sum_{j=0}^K w_j^{(i)} s_j^{(i)}, \quad (6)$$

where the $w_j^{(i)}$ is the corresponding coefficient for substitution $s_j^{(i)}$, which meet the convex hull constraints $\{\sum_j w_j^{(i)} = 1, w_j^{(i)} > 0\}$. Previous works used gradient-based methods to update w and build loss-maximizing AEs during training, formulated as:

$$w_j^{(i)} \leftarrow w_j^{(i)} + \alpha \|\nabla_{w_j^{(i)}} \mathcal{L}\|, \quad (7)$$

where α is adversarial step size and $\|\cdot\|$ represents l_2 normalize operation.

n -FD Convex Hull. In n -FD adversarial training, we replace the gradient ascending direction with frequency descend direction to generate virtual AEs, formulated as:

$$\hat{w}_j^{(i)} \leftarrow \hat{w}_j^{(i)} - \alpha \left\| \Delta \Phi_n(s_j^{(i)}; \mathbf{x}) \right\|, \quad (8)$$

where $\Delta \Phi_n$ is defined in Eq. (3). This equation aims to increase the weight of n -FD substitutions and decrease that of others. The full training algorithm is showed in Alg. 1.

Dataset	Defense	CNN			LSTM			BERT		
		CLN	PWWS	LS	CLN	PWWS	LS	CLN	PWWS	LS
IMDB	Standard	88.7	2.3	2.0	87.4	2.4	0.9	94.1	34.7	3.5
	ADV-G	83.8	70.0	69.6	83.5	72.4	70.1	92.9	63.4	58.5
	ADV-F1	87.3	69.7	68.8	87.0	68.0	66.4	93.2	66.1	63.3
	ADV-F2	87.6	70.2	70.5	86.5	72.0	68.7	93.3	67.0	64.4
AGNews	Standard	92.0	57.2	52.1	92.8	61.4	55.3	94.7	71.8	50.2
	ADV-G	91.1	87.0	83.1	92.9	89.0	87.3	94.5	86.7	83.5
	ADV-F1	91.2	84.7	82.3	92.9	87.3	84.9	94.0	85.5	81.0
	ADV-F2	91.4	86.8	82.9	92.9	88.5	85.6	94.5	86.0	83.6

Table 5: Classification accuracy (%) of ADV-G and ADV-F on clean examples and AEs. All defensive approaches effectively improve the robustness of model.

We implemented two n -FD training methods based on 1-gram and 2-gram frequency, denoted as **ADV-F1** and **ADV-F2**, respectively¹. We follow the implementation of Zhou et al. (2021), and the details can be found in Appendix D.

Update of w in ADV-F. As in convex hull framework, each word is a convex combination of its candidates. We use fractional methods to calculate the n -gram frequency change.

When $n = 1$, ADV-F1 updates $w_j^{(i)}$ by its corresponding word frequency, the $\Delta\Phi_1(s_j^{(i)}; \mathbf{x})$ in Eq. 8 is computed as follows:

$$\Delta\Phi_1(s_j^{(i)}; \mathbf{x}) = \phi(s_j^{(i)}) - \sum_j w_j^{(i)} \phi(s_j^{(i)}). \quad (9)$$

When $n = 2$, ADV-F2 use the frequency of two 2-grams to update $w_j^{(i)}$. Denote the left substitution words as $s_m^{(i-1)}$ and right ones as $s_n^{(i+1)}$. $\Delta\Phi_2(s_j^{(i)}; \mathbf{x})$ is computed as follows:

$$\begin{aligned} \Delta\Phi_2(s_j^{(i)}; \mathbf{x}) &= \sum_m w_m^{(i-1)} \mathcal{B}_l + \sum_n w_n^{(i+1)} \mathcal{B}_r, \\ \mathcal{B}_l &= \phi([s_m^{(i-1)}, s_j^{(i)}]) - \sum_j w_j^{(i)} \phi([s_m^{(i-1)}, s_j^{(i)}]), \\ \mathcal{B}_r &= \phi([s_j^{(i)}, s_n^{(i+1)}]) - \sum_j w_j^{(i)} \phi([s_j^{(i)}, s_n^{(i+1)}]). \end{aligned} \quad (10)$$

Both equations estimate the n -gram frequency change when the convex coefficient $w_j^{(i)}$ is set to 1. Notice that the frequency information is updated during training, so the update direction of w is dynamic.

¹For memory and computational speed reasons, we didn't implement algorithm with larger n .

3.3 Experimental Settings

Datasets and Models. Dataset includes Internet Movie Database (IMDB) (Lan et al., 2016) for sentiment classification task and the AG-News corpus (AGNews) (Zhang et al., 2015) for topic classification task. Experiments are adopted on three different DNN architectures: convolutional neural network (CNN) (Kim, 2014), long short-term memory (LSTM) (Hochreiter and Schmidhuber, 1997) and pre-trained BERT (Devlin et al., 2019). The details of models can be checked in Appendix A.²

Evaluation Metrics. We use the following metrics to evaluate defensive performance: 1) *Clean accuracy* (CLN) represents the model's classification accuracy on the clean test set. 2) *Robust accuracy* is the model's classification accuracy on the examples generated by a specific attack. A good defender should have higher clean accuracy and higher robust accuracy.

Attacks. We utilize two powerful word-level attacks to examine the robustness empirically: PWWS (Ren et al., 2019) and LocalSearch (LS) (Liu et al., 2022). PWWS is greedy search with word-saliency exploring. It first computes the word saliency of each word and then do greedy substitution. On the other hand, LS is an iterative attacker who selects the worst-case transformation at each step. Thus, LS achieve a higher successful attack rate but requiring more query numbers. For fair comparison, we use the same substitution set for all defenders, following Zhou et al. (2021).

²Our code will be open-sourced at xxx/xxx.

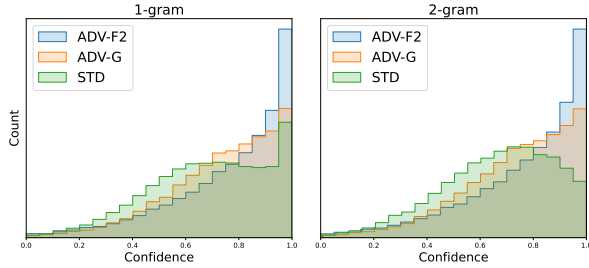


Figure 3: Confidence distribution of different models on n -FD examples. After training on AEs, models also achieve better performance on n -FD examples.

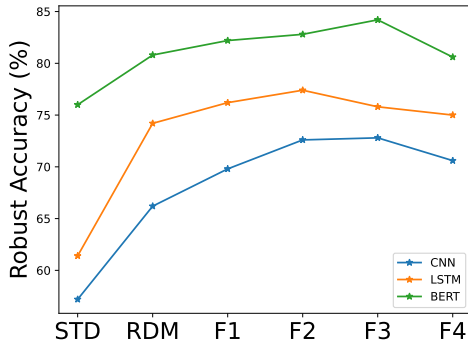


Figure 4: The robustness performance of different n -gram augmentation. STD is short for standard training, and RDM is short for random augmentation.

3.4 Results and Analysis

n -FD Adversarial Training can Improve Robustness. Table 5 reports the clean accuracy (CLN) and robust accuracy against two attacks (PWWS, LS) on two datasets. We can see both ADV-G and ADV-F can effectively improve the robustness of model. Additionally, ADV-F2 achieves competitive performance with ADV-G, indicating the similar effects on model robustness of the AEs generated by gradient and the n -FD examples. Another observation is that ADV-F2 gets consistently better performance than ADV-F1 in robustness. In other words, 2-FD examples are more helpful in building robustness than 1-FD ones, which echoes the results in Section 2.3. Further exploration of the value of n is in Section 3.5.

Gradient-based Adversarial Training also Generates n -FD Examples. Figure 5 shows the frequency distribution of all training examples in adversarial training (ADV-G, ADV-F) and standard training. We extract n -grams from all training examples, including clean and adversarial, and sort them by frequency. The standard training only uses clean examples, so the distribution is the same as

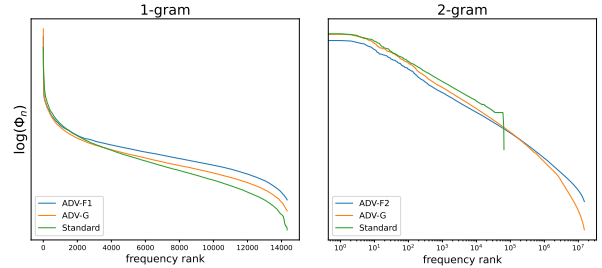


Figure 5: The n -gram frequency distribution of all training examples for ADV-G, ADV-F and standard training on IMDB. We normalize the frequencies with the training data size for comparison. Both ADV-G and ADV-F result in a more balanced n -gram frequency distribution, i.e., lower at the head but higher in the tail.

the original training set. We can see that ADV-G also increase the frequency at the tail of distribution, similarly to ADV-F.

Performance on n -FD examples. Figure 3 shows the confidence distribution of robust model on n -FD examples, similar to Figure 2. Notice that the prediction score of all points range from 0.8 to 1, which represents a stable performance. This figure demonstrates that both training strategies improve the model performance on low-frequency substitution examples, which is consistent with our expectation.

3.5 Exploration of Proper n for Robustness Improvement

We conduct another defensive experiment to explore the robustness improvement considering different value of n . We generate n -FD examples of each training example for different n values, and then augment them to the training set. The results in Figure 4 show the different robustness performance when n increases from 1 to 4. The robust accuracy is measured by PWWS attack (Ren et al., 2019) on 1000 examples from AG’s News dataset, across three model architectures. The implementation details can be found in Appendix E. We can observe that best defensive performance is achieved when n is 2 or 3, And utilizing 2-FD is consistently better than 1-FD. We speculate that 2-FD examples include more examples where model perform worse. Notice that defensive performance for $n = 4$ becomes close to random augmentation. Our explanation is that when n is too large (e.g., n is the text length), any example after substitution will be considered as n -FD, which is reduced to a random augmentation.

4 Related Works

4.1 Textual Adversarial Attack

Despite the great success in the NLP field, deep neural networks are shown to be vulnerable against AEs in many NLP tasks (Jia and Liang, 2017b; Liang et al., 2018; Zhao et al., 2018a). Textual adversarial attacks can be classified by granularity into character-level, word-level, sentence-level and mixture-level (Zhang et al., 2020). Character-level attacks focus on deleting, adding or swapping characters (Gao et al., 2018; Li et al., 2019), which usually results in grammatical or spelling errors (Pruthi et al., 2019a). Sentence-level attacks change a whole sentence to fool the victim model, e.g., paraphrasing or appending texts (Jia and Liang, 2017a; Zhao et al., 2018b). And mixture-level attacks combine different level operations, e.g. phrases and words (Chen et al., 2021; Lei et al., 2022; Guo et al., 2021c). In comparison, word-level attacks craft AEs by modifying words, where the candidates are formed by language databases (Miller, 1995; Qi et al., 2019), word embeddings (Mrksic et al., 2016) or large-scale pre-trained language modeling. These word-level attacks directly leverage gradient (Guo et al., 2021a; Wang et al., 2021b), search methods (Alzantot et al., 2018; Ren et al., 2019; Jin et al., 2020; Liu et al., 2022; Li et al., 2020; Garg and Ramakrishnan, 2020), or distribution (Guo et al., 2021b) to find effective word substitutions.

4.2 Textual Adversarial Defense

The goal of adversarial defense is to make models have high performance on both clean and adversarial examples. Defense methods are generally categorized into empirical and certified, based on whether they provide provable robustness. Adversarial training and adversarial data augmentation are two popular approaches in empirical defense (Zhu et al., 2020; Wang et al., 2021a; Si et al., 2021; Ren et al., 2019; Jin et al., 2020). Adversarial training generates perturbation during training, while adversarial data augmentation obtains it after training, hence requiring a re-train phase. However, such augmentation is insufficient due to the large perturbation space, so these methods cannot guarantee the robustness of the model. Convex hull-based defense is another approach of adversarial training (Zhou et al., 2021; Dong et al., 2021), which optimizes the model’s performance over the convex hull formed by the embeddings

of synonyms. On the other hand, certified defense provides a provable robustness. Certified defense mainly consists of two types: Interval Bound Propagation (IBP) (Jia et al., 2019; Shi et al., 2020; Huang et al., 2019) and random smooth (Ye et al., 2020; Zeng et al., 2021). IBP-based method computes the range of the model output by propagating the interval constraints of the inputs layer by layer, which requires knowing the structure of each layer. Random smooth methods achieve certified robustness by the statistical property of noised inputs.

To the best of our knowledge, there is only one work (Mozes et al., 2021) that explored the frequency change of AEs, which, however, is significantly different from our work in the following aspects: 1) In terms of methodology, they focus on the 1-FD examples, while we consider the general n -grams. Additionally, our experiments demonstrate that 2-gram is better for interpretation and improving robustness; 2) In terms of purpose, they use word frequencies as features to perform attack detection, while we leverage frequency to interpret word-level attacks and generate n -FD examples for robustness improvement.

5 Conclusion

This paper explores word-level textual attacks through the lens of n -gram frequency and provide a new direction to improve model robustness. Analysis of AEs shows the attackers’ general tendency towards n -FD examples, and $n = 2$ shows the best interpretation ability. We also show that standard trained models perform worse on n -FD examples which could provide potential risks for NLP models. Inspired by this finding, we design a n -FD adversarial training which can also effectively improve robustness of model. Additionally, employing bigram frequency is more effective in building robustness than unigram. We believe this work will help researchers to better understand adversarial attack and defense in NLP. However, our work have limitations. Firstly, we cannot explain why $n = 2$ is the best choice. And there still exist AEs that belongs to 2-FA. Besides, utilizing multiple n -gram information is not considered, which can be explored in the future.

For ethical discussion, our interpretation and experiments of the textual adversarial attack may be employed to design more powerful attack. However, we also propose a method to effectively defense against them.

References

- Moustafa Alzantot, Yash Sharma, Ahmed Elgohary, Bo-Jhang Ho, Mani B. Srivastava, and Kai-Wei Chang. 2018. [Generating natural language adversarial examples](#). In *Proceedings of the 2018 Conference on Empirical Methods in Natural Language Processing, Brussels, Belgium, October 31 - November 4, 2018*, pages 2890–2896. Association for Computational Linguistics.
- Julia Angwin, Jeff Larson, Surya Mattu, and Lauren Kirchner. 2016. Machine bias. In *Ethics of Data and Analytics*, pages 254–264. Auerbach Publications.
- Alexy Bhowmick and Shyamanta M Hazarika. 2018. E-mail spam filtering: a review of techniques and trends. *Advances in electronics, communication and computing*, pages 583–590.
- William B Cavnar, John M Trenkle, et al. 1994. N-gram-based text categorization. In *Proceedings of SDAIR-94, 3rd annual symposium on document analysis and information retrieval*, volume 161175. Citeseer.
- Yangyi Chen, Jin Su, and Wei Wei. 2021. [Multi-granularity textual adversarial attack with behavior cloning](#). In *Proceedings of the 2021 Conference on Empirical Methods in Natural Language Processing, EMNLP 2021, Virtual Event / Punta Cana, Dominican Republic, 7-11 November, 2021*, pages 4511–4526. Association for Computational Linguistics.
- Jacob Devlin, Ming-Wei Chang, Kenton Lee, and Kristina Toutanova. 2019. [BERT: pre-training of deep bidirectional transformers for language understanding](#). In *Proceedings of the 2019 Conference of the North American Chapter of the Association for Computational Linguistics: Human Language Technologies, NAACL-HLT 2019, Minneapolis, MN, USA, June 2-7, 2019, Volume 1 (Long and Short Papers)*, pages 4171–4186. Association for Computational Linguistics.
- Xinshuai Dong, Anh Tuan Luu, Rongrong Ji, and Hong Liu. 2021. [Towards robustness against natural language word substitutions](#). In *9th International Conference on Learning Representations, ICLR 2021, Virtual Event, Austria, May 3-7, 2021*. OpenReview.net.
- Javid Ebrahimi, Anyi Rao, Daniel Lowd, and Dejing Dou. 2018. [Hotflip: White-box adversarial examples for text classification](#). In *Proceedings of the 56th Annual Meeting of the Association for Computational Linguistics, ACL 2018, Melbourne, Australia, July 15-20, 2018, Volume 2: Short Papers*, pages 31–36. Association for Computational Linguistics.
- Ji Gao, Jack Lanchantin, Mary Lou Soffa, and Yanjun Qi. 2018. [Black-box generation of adversarial text sequences to evade deep learning classifiers](#). In *2018 IEEE Security and Privacy Workshops, SP Workshops 2018, San Francisco, CA, USA, May 24, 2018*, pages 50–56. IEEE Computer Society.
- Siddhant Garg and Goutham Ramakrishnan. 2020. [BAE: bert-based adversarial examples for text classification](#). In *Proceedings of the 2020 Conference on Empirical Methods in Natural Language Processing, EMNLP 2020, Online, November 16-20, 2020*, pages 6174–6181. Association for Computational Linguistics.
- ChengYue Gong, Di He, Xu Tan, Tao Qin, Liwei Wang, and Tie-Yan Liu. 2018. [FRAGE: frequency-agnostic word representation](#). In *Advances in Neural Information Processing Systems 31: Annual Conference on Neural Information Processing Systems 2018, NeurIPS 2018, December 3-8, 2018, Montréal, Canada*, pages 1341–1352.
- Ian J. Goodfellow, Jonathon Shlens, and Christian Szegedy. 2015. [Explaining and harnessing adversarial examples](#). In *3rd International Conference on Learning Representations, ICLR 2015, San Diego, CA, USA, May 7-9, 2015, Conference Track Proceedings*.
- Chuan Guo, Alexandre Sablayrolles, Hervé Jégou, and Douwe Kiela. 2021a. [Gradient-based adversarial attacks against text transformers](#). In *Proceedings of the 2021 Conference on Empirical Methods in Natural Language Processing, EMNLP 2021, Virtual Event / Punta Cana, Dominican Republic, 7-11 November, 2021*, pages 5747–5757. Association for Computational Linguistics.
- Chuan Guo, Alexandre Sablayrolles, Hervé Jégou, and Douwe Kiela. 2021b. [Gradient-based adversarial attacks against text transformers](#). In *Proceedings of the 2021 Conference on Empirical Methods in Natural Language Processing, EMNLP 2021, Virtual Event / Punta Cana, Dominican Republic, 7-11 November, 2021*, pages 5747–5757. Association for Computational Linguistics.
- Junliang Guo, Zhirui Zhang, Linlin Zhang, Linli Xu, Boxing Chen, Enhong Chen, and Weihua Luo. 2021c. [Towards variable-length textual adversarial attacks](#). *ArXiv*, abs/2104.08139.
- Sepp Hochreiter and Jürgen Schmidhuber. 1997. [Long short-term memory](#). *Neural Comput.*, 9(8):1735–1780.
- Hossein Hosseini, Sreeram Kannan, Baosen Zhang, and Radha Poovendran. 2017. [Deceiving google’s perspective API built for detecting toxic comments](#). *CoRR*, abs/1702.08138.
- Po-Sen Huang, Robert Stanforth, Johannes Welbl, Chris Dyer, Dani Yogatama, Sven Gowal, Krishnamurthy Dvijotham, and Pushmeet Kohli. 2019. [Achieving verified robustness to symbol substitutions via interval bound propagation](#). In *Proceedings of the 2019 Conference on Empirical Methods*

- in *Natural Language Processing and the 9th International Joint Conference on Natural Language Processing, EMNLP-IJCNLP 2019, Hong Kong, China, November 3-7, 2019*, pages 4081–4091. Association for Computational Linguistics.
- Robin Jia and Percy Liang. 2017a. Adversarial examples for evaluating reading comprehension systems. In *Proceedings of the 2017 Conference on Empirical Methods in Natural Language Processing, EMNLP 2017, Copenhagen, Denmark, September 9-11, 2017*, pages 2021–2031. Association for Computational Linguistics.
- Robin Jia and Percy Liang. 2017b. Adversarial examples for evaluating reading comprehension systems. In *Proceedings of the 2017 Conference on Empirical Methods in Natural Language Processing, EMNLP 2017, Copenhagen, Denmark, September 9-11, 2017*, pages 2021–2031. Association for Computational Linguistics.
- Robin Jia, Aditi Raghunathan, Kerem Göksel, and Percy Liang. 2019. Certified robustness to adversarial word substitutions. In *Proceedings of the 2019 Conference on Empirical Methods in Natural Language Processing and the 9th International Joint Conference on Natural Language Processing, EMNLP-IJCNLP 2019, Hong Kong, China, November 3-7, 2019*, pages 4127–4140. Association for Computational Linguistics.
- Di Jin, Zhijing Jin, Joey Tianyi Zhou, and Peter Szolovits. 2020. Is BERT really robust? A strong baseline for natural language attack on text classification and entailment. In *The Thirty-Fourth AAAI Conference on Artificial Intelligence, AAAI 2020, The Thirty-Second Innovative Applications of Artificial Intelligence Conference, IAAI 2020, The Tenth AAAI Symposium on Educational Advances in Artificial Intelligence, EAAI 2020, New York, NY, USA, February 7-12, 2020*, pages 8018–8025. AAAI Press.
- Yoon Kim. 2014. Convolutional neural networks for sentence classification. In *Proceedings of the 2014 Conference on Empirical Methods in Natural Language Processing, EMNLP 2014, October 25-29, 2014, Doha, Qatar, A meeting of SIGDAT, a Special Interest Group of the ACL*, pages 1746–1751. ACL.
- Man Lan, Zhihua Zhang, Yue Lu, and Ju Wu. 2016. Three convolutional neural network-based models for learning sentiment word vectors towards sentiment analysis. In *2016 International Joint Conference on Neural Networks, IJCNN 2016, Vancouver, BC, Canada, July 24-29, 2016*, pages 3172–3179. IEEE.
- Yibin Lei, Yu Cao, Dianqi Li, Tianyi Zhou, Meng Fang, and Mykola Pechenizkiy. 2022. Phrase-level textual adversarial attack with label preservation. In *Findings of the Association for Computational Linguistics: NAACL 2022, Seattle, WA, United States, July 10-15, 2022*, pages 1095–1112. Association for Computational Linguistics.
- Jinfeng Li, Shouling Ji, Tianyu Du, Bo Li, and Ting Wang. 2019. Textbugger: Generating adversarial text against real-world applications. In *26th Annual Network and Distributed System Security Symposium, NDSS 2019, San Diego, California, USA, February 24-27, 2019*. The Internet Society.
- Linyang Li, Ruotian Ma, Qipeng Guo, Xiangyang Xue, and Xipeng Qiu. 2020. BERT-ATTACK: adversarial attack against BERT using BERT. In *Proceedings of the 2020 Conference on Empirical Methods in Natural Language Processing, EMNLP 2020, Online, November 16-20, 2020*, pages 6193–6202. Association for Computational Linguistics.
- Bin Liang, Hongcheng Li, Miaoqiang Su, Pan Bian, Xirong Li, and Wenchang Shi. 2018. Deep text classification can be fooled. In *Proceedings of the Twenty-Seventh International Joint Conference on Artificial Intelligence, IJCAI 2018, July 13-19, 2018, Stockholm, Sweden*, pages 4208–4215. ijcai.org.
- Shengcai Liu, Ning Lu, Cheng Chen, and Ke Tang. 2022. Efficient combinatorial optimization for word-level adversarial textual attack. *IEEE ACM Trans. Audio Speech Lang. Process.*, 30:98–111.
- Aleksander Madry, Aleksandar Makelov, Ludwig Schmidt, Dimitris Tsipras, and Adrian Vladu. 2018. Towards deep learning models resistant to adversarial attacks. In *6th International Conference on Learning Representations, ICLR 2018, Vancouver, BC, Canada, April 30 - May 3, 2018, Conference Track Proceedings*. OpenReview.net.
- George A. Miller. 1995. Wordnet: A lexical database for english. *Commun. ACM*, 38(11):39–41.
- Maximilian Mozes, Pontus Stenetorp, Bennett Kleinberg, and Lewis D. Griffin. 2021. Frequency-guided word substitutions for detecting textual adversarial examples. In *Proceedings of the 16th Conference of the European Chapter of the Association for Computational Linguistics: Main Volume, EACL 2021, Online, April 19 - 23, 2021*, pages 171–186. Association for Computational Linguistics.
- Nikola Mrksic, Diarmuid Ó Séaghdha, Blaise Thomson, Milica Gasic, Lina Maria Rojas-Barahona, Pei-Hao Su, David Vandyke, Tsung-Hsien Wen, and Steve J. Young. 2016. Counter-fitting word vectors to linguistic constraints. In *NAACL HLT 2016, The 2016 Conference of the North American Chapter of the Association for Computational Linguistics: Human Language Technologies, San Diego California, USA, June 12-17, 2016*, pages 142–148. The Association for Computational Linguistics.
- Nicolas Papernot, Patrick D. McDaniel, Ananthram Swami, and Richard E. Harang. 2016. Crafting adversarial input sequences for recurrent neural networks. In *2016 IEEE Military Communications Conference, MILCOM 2016, Baltimore, MD, USA, November 1-3, 2016*, pages 49–54. IEEE.

- Jeffrey Pennington, Richard Socher, and Christopher D. Manning. 2014. [Glove: Global vectors for word representation](#). In *Proceedings of the 2014 Conference on Empirical Methods in Natural Language Processing, EMNLP 2014, October 25-29, 2014, Doha, Qatar, A meeting of SIGDAT, a Special Interest Group of the ACL*, pages 1532–1543. ACL.
- Danish Pruthi, Bhuwan Dhingra, and Zachary C. Lipton. 2019a. [Combating adversarial misspellings with robust word recognition](#). In *Proceedings of the 57th Conference of the Association for Computational Linguistics, ACL 2019, Florence, Italy, July 28- August 2, 2019, Volume 1: Long Papers*, pages 5582–5591. Association for Computational Linguistics.
- Danish Pruthi, Bhuwan Dhingra, and Zachary C. Lipton. 2019b. [Combating adversarial misspellings with robust word recognition](#). In *Proceedings of the 57th Conference of the Association for Computational Linguistics, ACL 2019, Florence, Italy, July 28- August 2, 2019, Volume 1: Long Papers*, pages 5582–5591. Association for Computational Linguistics.
- Fanchao Qi, Chenghao Yang, Zhiyuan Liu, Qiang Dong, Maosong Sun, and Zhendong Dong. 2019. [Openhonet: An open sememe-based lexical knowledge base](#). *CoRR*, abs/1901.09957.
- Shuhuai Ren, Yihe Deng, Kun He, and Wanxiang Che. 2019. [Generating natural language adversarial examples through probability weighted word saliency](#). In *Proceedings of the 57th Conference of the Association for Computational Linguistics, ACL 2019, Florence, Italy, July 28- August 2, 2019, Volume 1: Long Papers*, pages 1085–1097. Association for Computational Linguistics.
- Marco Túlio Ribeiro, Sameer Singh, and Carlos Guestrin. 2018a. [Semantically equivalent adversarial rules for debugging NLP models](#). In *Proceedings of the 56th Annual Meeting of the Association for Computational Linguistics, ACL 2018, Melbourne, Australia, July 15-20, 2018, Volume 1: Long Papers*, pages 856–865. Association for Computational Linguistics.
- Marco Túlio Ribeiro, Sameer Singh, and Carlos Guestrin. 2018b. [Semantically equivalent adversarial rules for debugging NLP models](#). In *Proceedings of the 56th Annual Meeting of the Association for Computational Linguistics, ACL 2018, Melbourne, Australia, July 15-20, 2018, Volume 1: Long Papers*, pages 856–865. Association for Computational Linguistics.
- Zhouxing Shi, Huan Zhang, Kai-Wei Chang, Minlie Huang, and Cho-Jui Hsieh. 2020. [Robustness verification for transformers](#). In *8th International Conference on Learning Representations, ICLR 2020, Addis Ababa, Ethiopia, April 26-30, 2020*. OpenReview.net.
- Chenglei Si, Zhengyan Zhang, Fanchao Qi, Zhiyuan Liu, Yasheng Wang, Qun Liu, and Maosong Sun. 2021. [Better robustness by more coverage: Adversarial and mixup data augmentation for robust fine-tuning](#). In *Findings of the Association for Computational Linguistics: ACL/IJCNLP 2021, Online Event, August 1-6, 2021*, volume ACL/IJCNLP 2021 of *Findings of ACL*, pages 1569–1576. Association for Computational Linguistics.
- Christian Szegedy, Wojciech Zaremba, Ilya Sutskever, Joan Bruna, Dumitru Erhan, Ian J. Goodfellow, and Rob Fergus. 2014. [Intriguing properties of neural networks](#). In *2nd International Conference on Learning Representations, ICLR 2014, Banff, AB, Canada, April 14-16, 2014, Conference Track Proceedings*.
- Boxin Wang, Shuohang Wang, Yu Cheng, Zhe Gan, Ruoxi Jia, Bo Li, and Jingjing Liu. 2021a. [Infobert: Improving robustness of language models from an information theoretic perspective](#). In *9th International Conference on Learning Representations, ICLR 2021, Virtual Event, Austria, May 3-7, 2021*. OpenReview.net.
- Lihao Wang and Xiaoqing Zheng. 2020. [Improving grammatical error correction models with purpose-built adversarial examples](#). In *Proceedings of the 2020 Conference on Empirical Methods in Natural Language Processing, EMNLP 2020, Online, November 16-20, 2020*, pages 2858–2869. Association for Computational Linguistics.
- Xiaosen Wang, Yichen Yang, Yihe Deng, and Kun He. 2021b. [Adversarial training with fast gradient projection method against synonym substitution based text attacks](#). In *Thirty-Fifth AAAI Conference on Artificial Intelligence, AAAI 2021, Thirty-Third Conference on Innovative Applications of Artificial Intelligence, IAAI 2021, The Eleventh Symposium on Educational Advances in Artificial Intelligence, EAAI 2021, Virtual Event, February 2-9, 2021*, pages 13997–14005. AAAI Press.
- Mao Ye, Chengyue Gong, and Qiang Liu. 2020. [SAFER: A structure-free approach for certified robustness to adversarial word substitutions](#). In *Proceedings of the 58th Annual Meeting of the Association for Computational Linguistics, ACL 2020, Online, July 5-10, 2020*, pages 3465–3475. Association for Computational Linguistics.
- Jin Yong Yoo, John X. Morris, Eli Lifland, and Yanjun Qi. 2020. [Searching for a search method: Benchmarking search algorithms for generating NLP adversarial examples](#). In *Proceedings of the Third BlackboxNLP Workshop on Analyzing and Interpreting Neural Networks for NLP, BlackboxNLP@EMNLP 2020, Online, November 2020*, pages 323–332. Association for Computational Linguistics.
- Yuan Zang, Fanchao Qi, Chenghao Yang, Zhiyuan Liu, Meng Zhang, Qun Liu, and Maosong Sun. 2020.

- Word-level textual adversarial attacking as combinatorial optimization. In *Proceedings of the 58th Annual Meeting of the Association for Computational Linguistics, ACL 2020, Online, July 5-10, 2020*, pages 6066–6080. Association for Computational Linguistics.
- Jiehang Zeng, Xiaoqing Zheng, Jianhan Xu, Linyang Li, Liping Yuan, and Xuanjing Huang. 2021. Certified robustness to text adversarial attacks by randomized [MASK]. *CoRR*, abs/2105.03743.
- Wei Emma Zhang, Quan Z. Sheng, Ahoud Alhazmi, and Chenliang Li. 2020. Adversarial attacks on deep-learning models in natural language processing: A survey. *ACM Trans. Intell. Syst. Technol.*, 11(3):24:1–24:41.
- Xiang Zhang, Junbo Jake Zhao, and Yann LeCun. 2015. Character-level convolutional networks for text classification. In *Advances in Neural Information Processing Systems 28: Annual Conference on Neural Information Processing Systems 2015, December 7-12, 2015, Montreal, Quebec, Canada*, pages 649–657.
- Zhengli Zhao, Dheeru Dua, and Sameer Singh. 2018a. Generating natural adversarial examples. In *6th International Conference on Learning Representations, ICLR 2018, Vancouver, BC, Canada, April 30 - May 3, 2018, Conference Track Proceedings*. OpenReview.net.
- Zhengli Zhao, Dheeru Dua, and Sameer Singh. 2018b. Generating natural adversarial examples. In *6th International Conference on Learning Representations, ICLR 2018, Vancouver, BC, Canada, April 30 - May 3, 2018, Conference Track Proceedings*. OpenReview.net.
- Yi Zhou, Xiaoqing Zheng, Cho-Jui Hsieh, Kai-Wei Chang, and Xuanjing Huang. 2021. Defense against synonym substitution-based adversarial attacks via dirichlet neighborhood ensemble. In *Proceedings of the 59th Annual Meeting of the Association for Computational Linguistics and the 11th International Joint Conference on Natural Language Processing, ACL/IJCNLP 2021, (Volume 1: Long Papers), Virtual Event, August 1-6, 2021*, pages 5482–5492. Association for Computational Linguistics.
- Yichao Zhou, Jyun-Yu Jiang, Kai-Wei Chang, and Wei Wang. 2019. Learning to discriminate perturbations for blocking adversarial attacks in text classification. In *Proceedings of the 2019 Conference on Empirical Methods in Natural Language Processing and the 9th International Joint Conference on Natural Language Processing, EMNLP-IJCNLP 2019, Hong Kong, China, November 3-7, 2019*, pages 4903–4912. Association for Computational Linguistics.
- Chen Zhu, Yu Cheng, Zhe Gan, Siqi Sun, Tom Goldstein, and Jingjing Liu. 2020. FreeLb: Enhanced adversarial training for natural language understanding. In *8th International Conference on Learning Representations, ICLR 2020, Addis Ababa, Ethiopia, April 26-30, 2020*. OpenReview.net.
- George Kingsley Zipf. 2016. *Human behavior and the principle of least effort: An introduction to human ecology*. Ravenio Books.

A Implementation Details of Models

In this section, we show the architecture and hyper-parameters of the models we used in this paper.

CNN. We use a word-based CNN model with 100 filters and 1 convolutional layers. The kernel size is set to 3. We use GloVe (Pennington et al., 2014) as the word embedding, whose output drop out rate is set to 0.3.

LSTM. We use a word-based LSTM model with 300 hidden units and 2 LSTM layers. And the output drop out is set to 0.5. We also use GloVe word embedding with output drop out rate is set to 0.3.

BERT. We use the bert-base-uncased pre-trained model and add one linear layer on top of it. The output drop out rate is set to 0.1.

Three models are all trained with ADAM optimizer. For CNN and LSTM, the learning rate is set to 0.001. For BERT, the learning rate is set to 0.00002. Batch size is set to 32. The training epochs are set to 10.

B Datasets

Table 6 shows the overview of datasets we used in experiments. To the best of our knowledge, they don’t provide a license.

Dataset	Train	Dev	Test	Avg Len	#Class
IMDB	20K	5K	25K	255	2
AGNews	10K	2K	8K	43	4

Table 6: Overview of the datasets.

C Experiment Environment

All experiments are adopted on devices with 4 Nvidia V30 GPUs, 1 Intel Xeon Silver 4310 CPU and 256GB RAM. The code is implemented by python 3.7. The deep learning model is implemented by pytorch v1.7.

Hyperparameter	Value
Dirichlet distribution	1, 0.5
Adversarial Step Size	10
Adversarial Iteration	3
Max Substitution Size $ S(x_i) $	64

Table 7: Hyper parameters of convex hull.

D Implementation Details of n -FD Convex Hull Adversarial Training

Normalized Weight. To ensure the convex hull constraints $\{\sum_j w_j^{(i)} = 1, w_j^{(i)} > 0\}$ during training, we need to normalize the weight after updating. We follow the implementation of Zhou et al. (2021):

$$w_j^{(i)} = \frac{\hat{w}_j^{(i)} - \hat{w}_{min}^{(i)}}{\sum_{j=1}^K \hat{w}_j^{(i)} - \hat{w}_{min}^{(i)}}, \quad (11)$$

where the $\hat{w}_j^{(i)}$ is the denormalized weight after updating and $\hat{w}_{min}^{(i)} = \min_j(\hat{w}_j^{(i)})$.

Count n -gram Frequency in Convex Hull. During training, we need to maintain an n -gram frequency information and use it to get ϕ_n . In the convex hull framework, there are an exponential number of transformations for an n -gram g_i^n . Assume $g_i^n = [s^{(i)}, s^{(i+1)}, \dots, s^{(i+n-1)}]$, we use the product of convex combination weights $w^{(i)}$ of $s^{(i)}$ as the fractional occurrence of n -grams, i.e.,

$$\mathcal{N}(g_i^n) = \prod_{k=0}^{n-1} w^{(i+k)}. \quad (12)$$

Hyperparameters of Convex Hull Training.

We adopt the same hyperparameters as Zhou et al. (2021) for convex hull training. Table 7 shows the details.

E Implementation Details of Augmentation by n -FD Examples

Greedy generation of n -FD examples. Tackling optimization problem in 5 is quite hard as the perturbation space $\mathcal{P}(x)$ is large, approximately $O(K^L)$. So we use a greedy approach to iteratively find the suboptimal example, where the greedy step is formulated as:

$$s_{j^*}^{(i)} = \arg \min_{s_j^{(i)}} \Delta \Phi_n(s_j^{(i)}; \mathbf{x}), \quad (13)$$

Algorithm 2 n -FD augmentation example generation

Require: Original text x_0 , Frequency information Φ_n , Maximum iteration number M

- 1: **for** $t = 1 \dots M$ **do**
- 2: $s_{j^*}^{(i)} = \arg \min_{s_j^{(i)}} \Delta \Phi_n(s_j^{(i)}; \mathbf{x}_{t-1}), \forall i$.
- 3: Generate \mathbf{x}_t by substituting: $x_i \rightarrow s_{j^*}^{(i)}, \forall i$
- 4: **if** $\Phi_n(\mathbf{x}_t) = \Phi_n(\mathbf{x}_{t-1})$ **then**
- 5: Break
- 6: **end if**
- 7: **end for**
- 8: Return \mathbf{x}_M

where $\Delta \Phi_n$ is defined in Eq. (3). This equation finds the best substitution that minimizes n -gram frequency of generated text. We iteratively select the best substitution for each position and do substitution until the n -gram frequency cannot be lowered or the maximum iteration number is reached. The whole algorithm is shown in Alg. 2.

Augmentation settings. Augmentation size is set to 1, i.e., we generate one corresponding example for each training example. And the perturbation rate is set to 0.5, i.e., we substitute 50% of the words in the original text. Other parameters are the same as standard training.

F Detailed Values of n -FD/FC/FA

The detailed value on two datasets are shown in Table 8 and 9.

n	attack	CNN			LSTM			BERT		
		<i>n</i> -FD	<i>n</i> -FC	<i>n</i> -FA	<i>n</i> -FD	<i>n</i> -FC	<i>n</i> -FA	<i>n</i> -FD	<i>n</i> -FC	<i>n</i> -FA
1	GA	94.6	0.0	5.4	96.1	0.0	3.9	93.7	0.0	6.3
	PWWS	88.1	2.0	9.9	83.0	3.2	13.8	89.4	0.0	10.6
	TF	94.9	0.1	5.0	96.8	0.0	3.2	95.4	0.0	4.6
	PSO	91.6	0.0	8.4	92.5	0.0	7.5	91.9	0.0	8.1
	LS	93.8	0.0	6.2	93.5	0.0	6.5	93.0	0.0	7.0
	HF	92.3	3.4	4.3	80.4	3.1	16.5	85.1	2.5	12.4
2	GA	94.6	2.6	2.8	96.6	1.9	1.5	94.6	0.5	4.9
	PWWS	90.6	5.4	4.0	88.4	6.9	4.7	92.2	3.8	4.0
	TF	96.5	2.0	1.5	96.7	2.5	0.8	96.6	1.5	1.9
	PSO	93.7	3.4	2.9	95.4	2.3	2.3	94.2	2.6	3.2
	LS	94.3	3.3	2.4	95.8	2.6	1.6	96.1	2.2	1.7
	HF	94.2	3.8	2.0	89.3	4.9	5.8	90.1	4.5	5.5
3	GA	89.5	9.3	1.2	91.8	6.9	1.3	91.4	6.7	1.9
	PWWS	83.1	15.9	1.0	79.6	18.8	1.6	82.3	16.2	1.5
	TF	87.5	11.6	0.9	88.8	10.2	1.0	91.4	7.5	1.1
	PSO	85.5	13.8	0.7	86.6	12.7	0.7	84.9	12.9	2.2
	LS	84.0	15.7	0.3	84.7	15.0	0.3	85.6	13.5	0.9
	HF	91.0	8.2	0.8	86.6	11.0	2.4	87.4	8.9	3.6
4	GA	77.4	21.8	0.8	78.7	21.0	0.3	78.1	20.7	1.2
	PWWS	70.1	29.6	0.3	63.7	35.6	0.7	65.7	33.8	0.5
	TF	72.6	27.0	0.4	75.9	23.6	0.5	79.6	20.0	0.4
	PSO	69.6	30.1	0.3	70.8	28.9	0.3	69.6	29.8	0.6
	LS	65.6	34.3	0.1	67.7	31.9	0.4	68.8	30.8	0.4
	HF	80.9	18.5	0.6	75.7	23.2	1.1	76.7	22.4	1.0

Table 8: Detailed values on AGNews.

n	attack	CNN			LSTM			BERT		
		<i>n</i> -FD	<i>n</i> -FC	<i>n</i> -FA	<i>n</i> -FD	<i>n</i> -FC	<i>n</i> -FA	<i>n</i> -FD	<i>n</i> -FC	<i>n</i> -FA
1	GA	93.80	0.0	6.2	93.8	0.0	6.2	95.0	0.0	5.0
	PWWS	89.70	0.0	10.3	91.0	0.1	8.9	91.8	0.0	8.2
	TF	94.50	0.1	5.4	93.7	0.0	6.3	93.1	0.1	6.8
	PSO	94.20	0.0	5.8	93.1	0.0	6.9	94.7	0.0	5.3
	LS	92.60	0.0	7.4	90.5	0.1	9.4	93.3	0.1	6.6
	HF	93.40	4.4	2.2	63.3	6.9	29.8	88.2	1.0	10.8
2	GA	94.70	1.4	3.9	95.9	1.1	3.0	95.1	1.3	3.6
	PWWS	92.90	1.3	5.8	91.5	1.0	7.5	94.2	1.3	4.5
	TF	95.40	1.3	3.3	94.6	1.1	4.3	95.0	1.4	3.6
	PSO	94.10	1.6	4.3	93.2	2.7	4.1	95.5	1.7	2.8
	LS	93.20	2.2	4.6	92.8	2.0	5.2	94.5	1.4	4.1
	HF	93.60	4.8	1.6	78.1	7.4	14.5	92.0	1.2	6.8
3	GA	91.50	6.0	2.5	93.0	5.4	1.6	92.5	5.5	2.0
	PWWS	85.60	10.0	4.4	84.7	10.8	4.5	88.5	7.9	3.6
	TF	87.80	10.3	1.9	87.4	9.9	2.7	90.1	7.8	2.1
	PSO	85.90	11.6	2.5	85.9	11.8	2.3	88.2	9.7	2.1
	LS	83.20	14.0	2.8	83.7	13.2	3.1	87.8	9.7	2.5
	HF	92.50	6.1	1.4	78.7	12.7	8.6	93.7	2.3	4.0
4	GA	80.60	18.1	1.3	83.3	15.5	1.2	83.3	15.6	1.1
	PWWS	67.70	30.1	2.2	69.8	28.2	2.0	75.0	23.0	2.0
	TF	66.30	32.2	1.5	68.0	30.8	1.2	75.6	23.1	1.3
	PSO	63.70	34.3	2.0	67.5	31.2	1.3	71.7	26.9	1.4
	LS	56.60	41.2	2.2	62.1	35.9	2.0	67.4	30.6	2.0
	HF	85.80	13.1	1.1	69.6	26.2	4.2	90.8	5.7	3.5

Table 9: Detailed values on IMDB.