


Exotic Baryons in Hot Neutron Stars

A. Issifu¹ ^{*}, K. D. Marquez¹, M. R. Pelicer¹, and D. P. Menezes¹

¹*Departamento de Física - CFM - Universidade Federal de Santa Catarina Florianópolis - SC - CP. 476 - CEP 88.040 - 900 - Brazil*

19 September 2023

ABSTRACT

We study the nuclear isentropic equation of state for a stellar matter composed of nucleons, hyperons, and Δ -resonances. We investigate different snapshots of the evolution of a neutron star, from its birth as a lepton-rich protoneutron star in the aftermath of a supernova explosion to a lepton-poor regime when the star starts cooling to a catalyzed configuration. We use a relativistic model within the mean-field approximation to describe the hot stellar matter and adopt density-dependent couplings adjusted by the DDME2 parameterization. We use baryon-meson couplings for the spin-1/2 baryonic octet and spin-3/2 decuplet determined in a unified manner relying on SU(6) and SU(3) symmetry arguments. We observe that Λ is the dominant exotic particle in the star at different entropies for both neutrino-free and neutrino-trapped stellar matter. For a fixed entropy, the inclusion of new particles (hyperons and/or delta resonances) in the stellar matter decreases the temperature. Also, an increase in entropy per baryon (1 to 2) with decreasing lepton number density (0.4 to 0.2) leads to an increase in stellar radii and a decrease in its mass due to neutrino diffusion. In the neutrino transparent matter, the radii decrease from entropy per baryon 2 to $T = 0$ without a significant change in stellar mass.

Key words: stars: neutron, protostars

1 INTRODUCTION

The equation of state (EoS) is an essential tool for studying strongly interacting matter and performing astrophysical simulations of compact objects and has already been exploited in several forms (Typel et al. 2022; Dutra et al. 2014). However, the microscopic composition of compact objects is still an open problem, and its resolution requires an enhanced understanding of the dense region of the EoS, both to understand current data and also to accommodate new observational advancements. Notable among emerging events that require the application of the EoS are multimessenger observations of binary neutron star mergers, isolated X-ray pulsars, and radio pulsars. The major constraints imposed on the EoS to study these objects include β -equilibrium, charge neutrality, and lepton number conservation – see Baym et al. (2018); Menezes (2021) for recent reviews and references therein.

A hot and dense proto-neutron star (PNS) is a neutrino-rich object formed during a core-collapse supernova explosion or in a binary neutron star merger. The PNS evolves through several processes, including heat transfer, neutrino diffusion, deleptonization, and entropy gradients. When the star emits enough radiation, its mass decreases and its temperature drops to a point where matter becomes neutrino transparent and continues cooling till it catalyzes into a cold neutron star (Glendenning 2012). The neutrino signature at

the later stages of the evolution is determined by microscopic properties such as the EoS and its composition, neutrino opacity, and other microphysical properties that impact neutrino diffusion and finite entropy systems (Sedrakian & Harutyunyan 2022; Roberts et al. 2012; Prakash et al. 1997; Janka et al. 2007). The study of gravitational collapse and supernova explosions are essential astrophysical events due to their rich physics and diversity. For instance, the process involves all four known fundamental forces of nature, making it an ideal laboratory for physics on different lengths and time scales and a testbed for new phenomena. The process starts in a strong gravitational field. Neutrino emission and deleptonization are weak interaction properties, the thermodynamic properties are governed by electrodynamics and strong interactions, while the change in the composition of the stellar gas is governed by nuclear and weak interactions (Camelio et al. 2017; Fischer et al. 2010; Pons et al. 1999; Camelio et al. 2016).

In this study, we analyze the temperature profile and mass-radius diagram of the isotropic, static, spherically symmetric hot star containing the spin-1/2 baryon octet and the non-strange $J^P = 3/2^+$ decuplet. We investigate the behavior of the EoS and the particle abundances in the evolution of a newly born PNS until it catalyzes. Several studies of cold neutron stars have been carried out within the framework of relativistic models within a mean-field approximation taking into account all of the spin-1/2 octet and/or Δ -resonances using various meson-baryon coupling formalism at zero tem-

* E-mail: ai@academico.ufpb.br

perature (Marquez et al. 2022; Schürhoff et al. 2010; Drago et al. 2014a; Li et al. 2018; Raduta 2021; Li & Sedrakian 2019; Ribes et al. 2019; Zhu et al. 2016). Studies on PNS at finite temperature and fixed entropy considering heavy baryons have also been done in Sedrakian & Harutyunyan (2022); Malfatti et al. (2019). At the same time, hadron-quark phase PNS is also studied in Shao (2011) under fixed entropy conditions. In this work, we aim to give an overview of a neutron star's evolution, from its birth as a lepton-rich proto-neutron star in the aftermath of a supernova explosion to its final stages, when the star cools to a catalyzed configuration.

Different non-nucleonic degrees of freedom are considered to be present in neutron star matter, depending on the model adopted. In most of the contemporary literature, the nucleons and hyperons (the entire spin-1/2 baryon octet) are taken as the standard constituents of such objects, including the baryons of the spin-3/2 decuplet (especially Δ -resonances) proving also to be relevant in the latest years. The presence of hyperons and Δ -resonances in the neutron star matter composition generally softens the EoS, lowering the maximum mass of the star below the expected threshold of $\sim 2 M_{\odot}$ (Antoniadis et al. 2013). The recent measurement of the massive pulsar PSR J0740+6620 by NICER (Cromartie et al. 2019; Fonseca et al. 2021) of $M = 2.072^{+0.067}_{-0.066} M_{\odot}$ and $R = 12.39^{+1.30}_{-0.98}$ km, at a confidence interval of 68% (Riley et al. 2021), gives a well-defined mass-radius window that must be reached by the NS description. As the RMF model parameters are fitted to reproduce nuclear matter observables, these astrophysical observations can be addressed mainly by adjusting the baryon-meson couplings of the non-nucleonic constituents of the stellar matter (Weissenborn et al. 2012; Miyatsu et al. 2013; Lopes & Menezes 2014; Lopes et al. 2023).

In this study, we use baryon-meson couplings recently determined using group theory in Lopes et al. (2022), to study the evolution of a PNS from its birth when $S/n_B = 1$ with trapped neutrinos, neutrino diffusion stage $S/n_B = 2$ few seconds of its birth, neutrino transparent stage for $S/n_B = 2$, and finally to the formation of a cold neutron star at $T = 0$.

The work is organized as follows: In Sec. 2 we present the details of the relativistic model in the mean-field approximation and the required conditions necessary for thermodynamics applications. The section is divided into two subsections; in Sec. 2.1 we present the details of the equations of state and in Sec. 2.2 we present the necessary equilibrium conditions for supernova physics. The results and analyses are contained in Sec. 3, where we discuss the particle abundances, the EoS, the temperature profiles, and the mass-radius diagrams. The final findings are in Sec. 4, where we summarize all the stages of the star's evolution.

2 NEUTRON STAR MATTER AT FINITE ENTROPY

2.1 Equation of State

The Lagrangian of the relativistic model in the mean field approximation used to describe the hadronic interactions is given by

$$\mathcal{L}_{\text{RMF}} = \mathcal{L}_H + \mathcal{L}_{\Delta} + \mathcal{L}_{\text{mesons}} + \mathcal{L}_{\text{leptons}}, \quad (1)$$

meson(i)	m_i (MeV)	a_i	b_i	c_i	d_i	$g_{iN}(n_0)$
σ	550.1238	1.3881	1.0943	1.7057	0.4421	10.5396
ω	783	1.3892	0.9240	1.4620	0.4775	13.0189
ρ	763	0.5647	—	—	—	7.3672

Table 1. DDME2 parameters.

where the Dirac-type Lagrangian for the $J^P = 1/2^+$ baryon octet is given by

$$\mathcal{L}_H = \sum_{b \in H} \bar{\psi}_b \left[i\gamma^{\mu} \partial_{\mu} - \gamma^0 (g_{\omega b} \omega_0 + g_{\phi b} \phi_0 + g_{\rho b} I_{3b} \rho_{03}) - (m_b - g_{\sigma b} \sigma_0) \right] \psi_b, \quad (2)$$

and the Rarita-Schwinger-type Lagrangian for the $J^P = 3/2^+$ particles of baryon decuplet is given by

$$\mathcal{L}_{\Delta} = \sum_{d \in \Delta} \bar{\psi}_{d\nu} \left[\gamma^{\mu} i \partial_{\mu} - \gamma^0 (g_{\omega d} \omega_0 + g_{\rho d} I_{3d} \rho_{03}) - (m_d - g_{\sigma d} \sigma_0) \right] \psi_{d\nu}. \quad (3)$$

We stress that spin-3/2 baryons are described by the Rarita-Schwinger Lagrangian density and that their vector-valued spinor has additional components when compared to the four components in the spin-1/2 Dirac spinors. However, as shown in de Paoli et al. (2013), spin-3/2 equations of motion can be written compactly as the spin-1/2 ones in the RMF regime. The mesonic part of the Lagrangian is given by

$$\mathcal{L}_{\text{mesons}} = -\frac{1}{2} m_{\sigma}^2 \sigma_0^2 + \frac{1}{2} m_{\omega}^2 \omega_0^2 + \frac{1}{2} m_{\phi}^2 \phi_0^2 + \frac{1}{2} m_{\rho}^2 \rho_{03}^2, \quad (4)$$

where the interaction mediators are the scalar meson σ , the vector mesons ω and ϕ (which carries hidden strangeness), both isoscalars and the isovector-vector meson $\vec{\rho}$. The subscript '0' here indicates that the field equations are calculated in the mean field approximation. Finally, the free leptons are described by the Dirac Lagrangian

$$\mathcal{L}_{\text{leptons}} = \sum_L \bar{\psi}_L (i\gamma^{\mu} \partial_{\mu} - m_L) \psi_L \quad (5)$$

where the summation runs over all leptons considered in each stage of the star evolution. For cold stellar matter, the index L runs over electron and muons $L \in (e, \mu)$ and their corresponding antiparticles with a degeneracy factor of $\gamma_L = 2J_L + 1 = 2$, with J_L the total angular momentum of the leptons. For a finite temperature and in the case of fixed entropy and lepton number density, we consider only the electron and its neutrino, since muons only become relevant after the star becomes neutrino-free (Malfatti et al. 2019). In this case, we consider the left-handed electron neutrino in the Standard Model with a degeneracy of $\gamma_L = 1$ for a complete study.

We use the density-dependent parametrization known as DDME2 (Lalazissis et al. 2005), where the meson couplings are adjusted by the expression

$$g_{ib}(n_B) = g_{ib}(n_0) a_i \frac{1 + b_i(\eta + d_i)^2}{1 + c_i(\eta + d_i)^2}, \quad (6)$$

for $i = \sigma, \omega, \phi$ and

$$g_{\rho b}(n_B) = g_{ib}(n_0) \exp[-a_{\rho}(\eta - 1)], \quad (7)$$

b	$\chi_{\omega b}$	$\chi_{\sigma b}$	$\chi_{\rho b}$	$\chi_{\phi b}$
Λ	0.714	0.650	0	-0.808
Σ^0	1	0.735	0	-0.404
Σ^-, Σ^+	1	0.735	0.5	-0.404
Ξ^-, Ξ^0	0.571	0.476	0	-0.606
$\Delta^-, \Delta^0, \Delta^+, \Delta^{++}$	1.285	1.283	1	0

Table 2. The ratio of the baryon coupling to the corresponding nucleon coupling for hyperons and Δ s.

for $i = \rho$, with $\eta = n_B/n_0$. The model parameters are fitted from experimental constraints of nuclear matter at or around the saturation density, namely the binding energy, compressibility modulus, symmetry energy, and its slope, and are shown in Table 1, considering the associated bulk properties of nuclear matter at saturation $n_0 = 0.152 \text{ fm}^{-3}$ as of being $B/A = -16.4 \text{ MeV}$, $K_0 = 251.9 \text{ MeV}$, $J = 32.3 \text{ MeV}$, and $L = 51.3 \text{ MeV}$, which are in good agreement with current constraints (Dutra et al. 2014; Lalazissis et al. 2005; Reed et al. 2021; Lattimer 2023).

The fitting of the model-free parameters is made considering the pure nucleonic matter, and to determine the meson couplings to hyperons and deltas we define the ratio of the baryon coupling to the nucleon one as $\chi_{ib} = g_{ib}/g_{iN}$. One way to extend the model parameterization to other baryonic degrees of freedom is to use flavor SU(3) symmetry arguments to fix the values of the couplings, a procedure well adopted in the literature as it gets rid of the huge arbitrariness of the previously used recipes (c.f. Stancu 1997). On the other hand, Lopes et al. (2022) calculated the baryon-meson vector coupling constants of the spin-1/2 baryonic octet, and for the first time, calculated that of the spin-3/2 decuplet, in a model-independent way, using the potentials $U_\Lambda = -28 \text{ MeV}$, $U_\Sigma = 30 \text{ MeV}$, $U_\Xi = -4 \text{ MeV}$, and $U_\Delta \approx -98 \text{ MeV}$ to fix the scalar couplings. The values of χ_{ib} are shown in Tab. 2 and are equivalent for the choice of $\alpha_V = 0.5$ in the free parameter of the baryon-meson coupling scheme. Please note that some of the $\chi_{\rho b}$ parameters are different from the ones reported in Lopes et al. (2022) because the model presented in Lopes et al. (2022) does not involve the isospin projections in the Lagrangian terms unlike the one under consideration here.

From the Lagrangian, thermodynamic quantities can be calculated. The density of a baryons b is given by

$$n_b = \gamma_b \int \frac{d^3k}{(2\pi)^3} [f_{b+} - f_{b-}] \quad (8)$$

where $\gamma_b = 2J_b + 1 = 2$ is the spin degeneracy factor for the baryon octet, with J the total angular momentum. Moreover, $f(k)$ is the Fermi-Dirac distribution function

$$f_{b\pm}(k) = \frac{1}{1 + \exp[(E_b \mp \mu_b^*)/T]}$$

with energy $E_b = \sqrt{k^2 + m_b^{*2}}$. Interchanging $b \leftrightarrow d$ the degeneracy factor of the Δ -resonances becomes $\gamma_d = 2J_d + 1 = 4$ and $E_d = \sqrt{k^2 + m_d^{*2}}$. The effective chemical potentials read

$$\mu_{b,d}^* = \mu_{b,d} - g_{\omega b,d}\omega_0 - g_{\rho b,d}I_{3b,d}\rho_{03} - g_{\phi b}\phi_0 - \Sigma^r, \quad (9)$$

where Σ^r is the rearrangement term due to the density-

dependent couplings

$$\Sigma^r = \sum_b \left[\frac{\partial g_{\omega b}}{\partial n_b} \omega_0 n_b + \frac{\partial g_{\rho b}}{\partial n_b} \rho_{03} I_{3b} n_b + \frac{\partial g_{\phi b}}{\partial n_b} \phi_0 n_b - \frac{\partial g_{\sigma b}}{\partial n_b} \sigma_0 n_b^s + b \leftrightarrow d \right]. \quad (10)$$

The effective masses are

$$m_b^* = m_b - g_{\sigma b}\sigma_0, \quad m_d^* = m_d - g_{\sigma d}\sigma_0, \quad (11)$$

and the scalar density

$$n_b^s = \gamma_b \int \frac{d^3k}{(2\pi)^3} \frac{m_b^*}{E_b} [f_{b+} + f_{b-}]. \quad (12)$$

We obtain equivalent expressions above for the Δ -resonances by replacing b with d . The mesonic mean-field approximation yields

$$m_\sigma^2 \sigma_0 = \sum_b g_{\sigma b} n_b^s + \sum_d g_{\sigma d} n_d^s, \quad (13)$$

$$m_\omega^2 \omega_0 = \sum_b g_{\omega b} n_b + \sum_d g_{\omega d} n_d, \quad (14)$$

$$m_\phi^2 \phi_0 = \sum_b g_{\phi b} n_b, \quad (15)$$

$$m_\rho^2 \rho_{03} = \sum_b g_{\rho b} n_b I_{3b} + \sum_d g_{\rho d} n_d I_{3d}. \quad (16)$$

The baryon energy and pressure are given by

$$\varepsilon_B = \varepsilon_b + \varepsilon_m + \varepsilon_d + \varepsilon_L \quad (17)$$

$$P_B = P_b + P_m + P_d + P_L + P_r \quad (18)$$

with the baryonic contributions

$$\varepsilon_b = \gamma_b \int \frac{d^3k}{(2\pi)^3} E_b [f_{b+} + f_{b-}], \quad (19)$$

$$P_b = \gamma_b \int \frac{d^3k}{(2\pi)^3} \frac{k}{E_b} [f_{b+} + f_{b-}], \quad (20)$$

and the meson contributions

$$\varepsilon_m = \frac{m_\sigma^2}{2} \sigma_0^2 + \frac{m_\omega^2}{2} \omega_0^2 + \frac{m_\phi^2}{2} \phi_0^2 + \frac{m_\rho^2}{2} \rho_{03}^2, \quad (21)$$

$$P_m = -\frac{m_\sigma^2}{2} \sigma_0^2 + \frac{m_\omega^2}{2} \omega_0^2 + \frac{m_\phi^2}{2} \phi_0^2 + \frac{m_\rho^2}{2} \rho_{03}^2. \quad (22)$$

The expressions for P_d and ε_d are similar to (17) and (18) with the replacement of b with d . The pressure further receives a correction from the rearrangement term to guarantee thermodynamic consistency and energy-momentum conservation (Typel & Wolter 1999; Fuchs et al. 1995)

$$P_r = n_B \Sigma^r. \quad (23)$$

The free Fermi gas contribution of the leptons are accounted for in ε_λ and P_λ .

From these quantities, we can finally calculate the baryon-free energy density $\mathcal{F}_B = \varepsilon_B - T s_B$, and the entropy density

$$s_B = \frac{\varepsilon_B + P_B - \sum_b \mu_b n_b - \sum_d \mu_d n_d}{T}. \quad (24)$$

2.2 The Equilibrium Conditions

We implement numerical codes to solve the equations of motion for the meson fields, scalar, and baryon densities, and temperature profile by fixing S/n_B and $Y_{L,e}$ towards the study of PNSs. Here, $Y_{L,e} = (n_e + n_{\nu e})/n_B$, where n_e and $n_{\nu e}$ are the electron and electron neutrino number densities respectively. A newly born PNS contains trapped neutrinos, so it is standard to consider the electron and the muon lepton numbers as fixed. In our calculations in the neutrino-trapped regime, we fix the electron lepton number $Y_{L,e} = Y_e + Y_{\nu e}$ and ignore the contribution of the muon and muon neutrino $Y_{L,\mu} = Y_\mu + Y_{\nu\mu} = (n_\mu + n_{\nu\mu})/n_B \approx 0$ in accordance with supernova physics (Malfatti et al. 2019), with n_μ and $n_{\nu\mu}$ being the muon and muon neutrino number densities respectively. We consider different values of S/n_B for different $Y_{L,e}$ in accordance with the various stages of PNS evolution (Nakazato et al. 2022; Raduta et al. 2020): for the newly born neutron star (at $t = 0$ s) we consider $S/n_B = 1$ and $Y_{L,e} = 0.4$, but a few seconds ($\sim 0.5 - 1.0$ s) after the star is born it starts heating, so the entropy increases ($1 < S/n_B < 3$) and the lepton number concentration decreases, thus we consider $S/n_B = 2$ and $Y_{L,e} = 0.2$ at this stage. Further discussions on fixed entropy calculations can be found in Raduta (2021). The star gets maximally heated and becomes neutrino-free ($Y_{\nu e} = 0$) with $S/n_B = 2$, and finally, it shrinks to a catalyzed cold neutron star at $T = 0$, (Steiner et al. 2000; Shao 2011; Reddy et al. 1998). For the neutrino-free region, we consider both electrons and muons in the calculation. A snapshot of each stage is discussed in detail below in Fig. 1.

We consider the matter to be in β -equilibrium during all the stages, and use the following relations for the chemical potentials:

$$\mu_\Lambda = \mu_{\Sigma^0} = \mu_{\Xi^0} = \mu_{\Delta^0} = \mu_n = \mu_B, \quad (25)$$

$$\mu_{\Sigma^-} = \mu_{\Xi^-} = \mu_{\Delta^-} = \mu_B - \mu_Q, \quad (26)$$

$$\mu_{\Sigma^+} = \mu_{\Delta^+} = \mu_p = \mu_B + \mu_Q, \quad (27)$$

$$\mu_{\Delta^{++}} = \mu_B + 2\mu_Q, \quad (28)$$

with μ_B the baryon chemical potential and $\mu_Q = \mu_p - \mu_n$ the charged chemical potential.

In the neutrino-trapped region, the charge chemical potential can be expressed in terms of the lepton and neutrino chemical potentials as

$$\mu_Q = \mu_{\nu l} - \mu_l, \quad (29)$$

where l is a lepton i.e., either electron e or muon μ and $\mu_{\nu l}$ is the neutrino chemical potential. In the neutrino transparent region, the chemical potential of the neutrinos vanishes and the lepton chemical potential is related to the charge chemical potential as

$$\mu_Q = -\mu_l. \quad (30)$$

Also, lepton number densities are conserved, $Y_{L,l} = Y_l + Y_{\nu l}$ in the neutrino-trapped matter. The system is charge neutral, so baryon and lepton charges must cancel out

$$\begin{aligned} n_p + n_{\Sigma^+} + 2n_{\Delta^{++}} + n_{\Delta^+} \\ - (n_{\Sigma^-} + n_{\Xi^-} + n_{\Delta^-}) = n_e + n_\mu. \end{aligned} \quad (31)$$

3 RESULTS AND ANALYSIS

In Fig. 1 we present the results for particle composition of nucleonic (N), hyperonic (H), and Δ -resonances (Δ) admixed hypernuclear matter in PNS core during its evolution till it catalyzes into a *neutron star*. The quantity Y_i is the particle fraction which can be expressed explicitly as $Y_i = n_i/n_B$, where i represents the different particles in the system. In the upper panels from left to right, we observe that the ratio of proton fraction (Y_p) to the neutron fraction (Y_n), Y_p/Y_n , decreases across the panels. However, the asymmetry (δ) between proton and neutron in the system is given by $\delta = (n_n - n_p)/n$, with $n = n_n + n_p$, while n_n and n_p are neutron and proton number densities respectively. Therefore, a decrease in Y_p/Y_n results in larger values of δ making the system even more asymmetric across the panels from left to right. This is also true for the neutrino-free regime in the lower panels from left to right. Comparing the particle fractions for the evolution of the star in the neutrino-trapped matter; we observe two main effects, the abundance of the neutrinos affects the Y_p/Y_n , and the appearance of particles at low baryon densities. Trapped neutrinos delay the appearance of heavy baryons in general, at low densities, and further delay the appearance of strange matter constituents to higher densities. Comparing the upper panels (ambient condition of core birth at various stages) and the lower panels (ambient conditions after deleptonization at various stages) we observe that neutrino-trapping increases proton and electron concentration in the stellar matter. At $S/n_B = 1$, $Y_{L,e} = 0.4$, the Δ -resonances start appearing at densities equivalent to the saturation density, firstly the Δ^- , and then the Δ^0 , before the appearance of the first particle with strangeness, the Λ . Subsequently, heavy baryons start appearing at relatively low densities during deleptonization: at densities lower than the saturation density. When $S/n_B = 2$, $Y_{L,e} = 0.2$ the baryonic composition of the star up to $n_B \sim 2n_0$ is Δ^- , Δ^0 , Λ , Σ^- , Σ^0 and Ξ^- . We can infer that during the early stages of PNS evolution, the stellar matter is mostly composed of non-strange baryons while strange matter constituents are found at higher densities, towards the center of the star.

Additionally, in the neutrino-free phase of the star's evolution, the bottom panels from left to right, the strange matter population at densities lower than $2n_0$ decreases as the star cools down. The heavy baryon content of the stellar matter at $n_B \sim 2n_0$, when it cools down to $T = 0$, is Δ^- . The Λ appears slightly further from $2n_0$, and the Ξ^- appears around $3n_0$. In sum, the strange matter constituents are suppressed to higher densities when the entropy in the core is low (Prakash et al. 2001). In general, the threshold density for the emergence of the hyperons decreases with increasing entropy and decreasing lepton number density. This implies higher temperatures favor the appearance of the hyperons at low densities since an increase in entropy is accompanied by an increase in temperature — see Fig. 3. In the bottom panel with $S/n_B = 2$, the star is lepton-poor but still hot, indeed, the star is expected to reach its maximum temperature when $S/n_B = 2$, $Y_{\nu e} = 0$ before it starts cooling. This can be seen in Fig. 3 below. The star then continues cooling until it forms a cold *neutron star* at $T = 0$.

In Fig. 2 we present the results for the EoS of hot star matter at various stages of evolution for N , H , and Δ -resonances

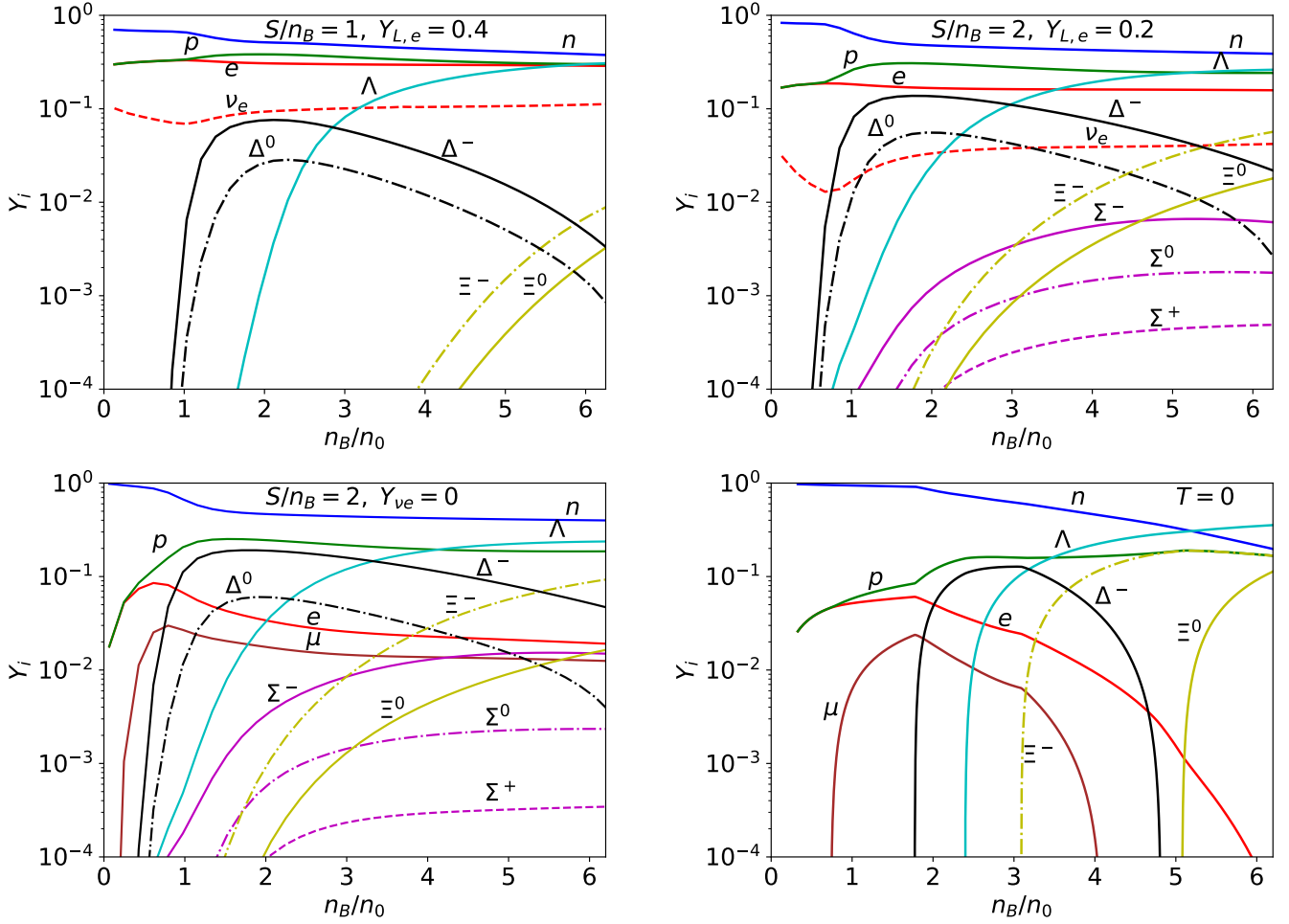


Figure 1. The figures show the particle fraction (Y_i) as a function of baryon density at various stages of PNS evolution. The upper panels show the results for the neutrino-trapped region; the first panel from the left $S/n_B = 1, Y_{L,e} = 0.4$ shows when the star was born, and the second panel $S/n_B = 2, Y_{L,e} = 0.2$ shows when the star starts deleptonization following neutrino diffusion. The lower panels show the neutrino-free regime of the star; the first panel $S/n_B = 2, Y_{ve} = 0$ shows a maximally heated star and the right panel $T = 0$ shows the stage where a cold *neutron star* is born.

admixed hypernuclear matter in β -equilibrium at a fixed entropy. We show the results for the pressure P as a function of the total energy density ε . The figure in the top panel represents the EoS for neutrino-trapped matter and the bottom panel represents neutrino-free matter. The EoS for N , NH , and $NH\Delta$ hypernuclear matter becomes stiffer with decreasing $Y_{L,e}$ ($0 \leq Y_{L,e} \leq 0.4$) and S/n_B ($1 \leq S/n_B \leq 2$). This behavior is accompanied by a decrease in Y_p/Y_n as the primary attribute which makes the system more asymmetric thereby increasing the symmetry energy. The inclusion of hyperons to hypernuclear matter generally softens the EoS while the Δ -resonances soften the EoS at low to intermediate densities and stiffen it at higher densities. This observation is well established in zero temperature studies of neutron stars (Schürhoff et al. 2010; Drago et al. 2014b; Cai et al. 2015; Ribes et al. 2019; Sahoo et al. 2018). We see from Fig. 1 that the presence of a large electron neutrino fraction delays the appearance of the hyperons to higher densities while the low electron content at higher entropies enhances the appearance of the heavy baryons at low densities. The appearance of heavy baryons at low densities significantly softens the EoS,

both for neutrino-free and neutrino-trapped stellar matter, which is a well-known result also related to the hyperon puzzle (Menezes 2021)

In Fig. 3, we present the results for temperature as a function of baryon density for hot hypernuclear matter composed of nucleons, nucleons, and hyperons, and nucleons, hyperons and Δ -resonances. The diagram in the upper panel is the temperature profile in neutrino-trapped hot star for different S/n_B and $Y_{L,e}$ while the lower panel represents the temperature profile for neutrino transparent matter for $S/n_B = 2$.

Generally, the changes in the slope of the figures are attributed to the appearance of heavy baryons. For pure nucleonic matter, the temperature increases steadily with baryon density. When hyperons and Δ -resonances are introduced into the hypernuclear matter they decrease the temperature significantly, and we start seeing a departure from the N , NH , and $NH\Delta$ curves at baryon densities between n_0 , and $2n_0$. It is worth mentioning that introducing additional particles into the system increases its entropy per baryon, which is accounted for by the temperature drop in the system. Thus, the temperature profile for nucleon-only

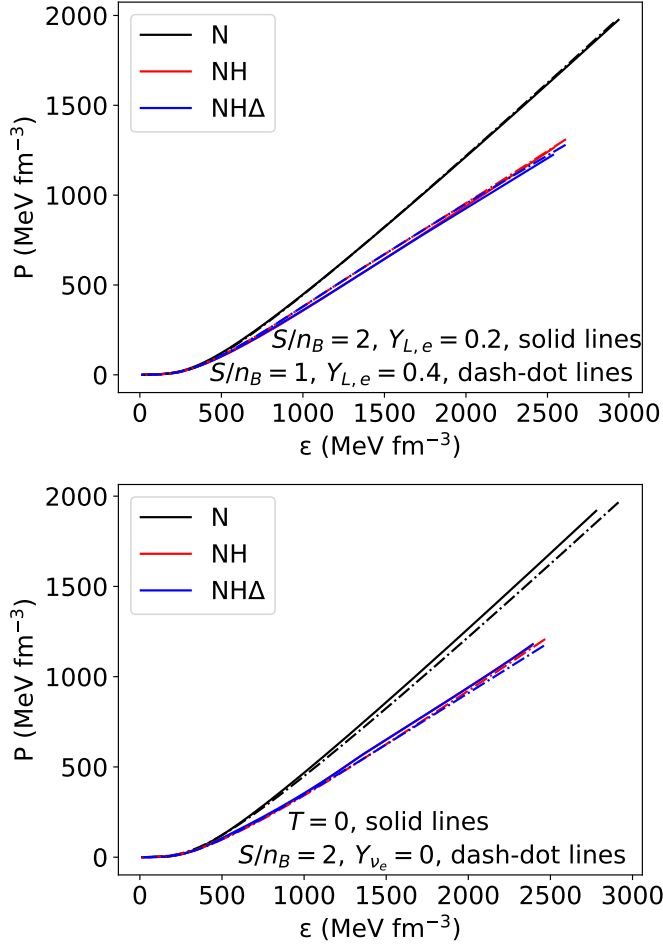


Figure 2. We present the EoS composed of N , NH , and $NH\Delta$ at various stages of PNS evolution. The upper panel shows the EoS for neutrino-trapped matter for different S/n_B and $Y_{L,e}$, and the lower panel shows the EoS for the neutrino-free region for $S/n_B = 2$ and $T = 0$.

stellar matter is higher than that of the nucleon plus hyperon admixture which is, in turn, higher than nucleon plus hyperon plus Δ -resonances admixture. This observation is in agreement with the discussions in [Oertel et al. \(2016\)](#); [Raduta et al. \(2020\)](#) which argue that the entropy of a hypernuclear system increases with the number of constituent particles. In that regard, in a system with fixed entropy, an increase in constituent particles leads to an increase in the specific heat of the system which favors a temperature decrease. That notwithstanding, it has been argued in [Mayle et al. \(1993\)](#) that the introduction of negatively charged particles into hypernuclear matter other than electrons reduces the net electron number density, releasing electron degeneracy energy and resulting in a high-temperature supernova core.

Comparing the temperature profiles to the particle abundances, we observe that the temperature profile for N and $NH\Delta$ start departing from each other at a density in which the first Δ -resonance baryon, i.e. when Δ^- appears in the matter for each system. Likewise, the temperature profile for NH departs from N at a density in which the first strange particle appears in the matter, mostly, the Λ -particle. More-

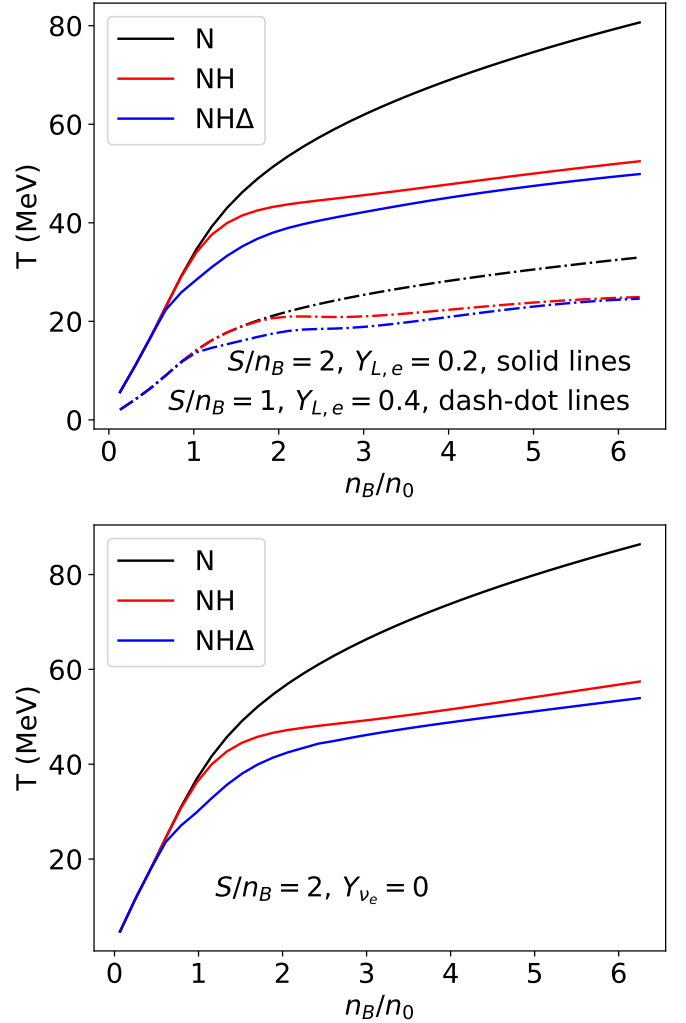


Figure 3. The figures show the temperature profiles in a PNS at different stages of its evolution. The upper panel shows the temperature profiles of the neutrino-trapped region and the lower panel shows the temperature profiles of the neutrino-free region of the evolution.

over, hyperons and Δ -resonances appear at relatively lower densities for higher entropy, $S/n_B = 2$ matter as in [Fig. 1](#), this reflects in the temperature profiles as well. The characteristics of the temperature profile are attributed to the appearance of new particles introducing new degrees of freedom and altering the specific heat of the system which is compensated by the change in temperature to keep the entropy fixed — see [Sedrakian & Harutyunyan \(2022\)](#); [Raduta et al. \(2020\)](#) for more discussion.

In [Fig. 4](#) we show the results of the gravitational mass of stars as a function of their radii at different stages of their evolution for baryonic matter composed of N , NH , and $NH\Delta$. The onset of new degrees of freedom is distinctively represented by different curves with different slopes. The top panel shows the regime in which the neutrinos are trapped inside the star at different S/n_B and $Y_{L,e}$ while the bottom panel shows the results for neutrino transparent region of the star for $S/n_B = 2$ and $T = 0$. Generally, the presence of hyperons and Δ s are expected to reduce the maximum mass of

$S/n_B; Y_{L,e}$	Matter content	M_{\max}/M_{\odot}	R/km
1; 0.4	N	2.44	12.34
	NH	2.32	12.41
	$NH\Delta$	2.32	12.41
2; 0.2	N	2.49	12.83
	NH	2.29	12.59
	$NH\Delta$	2.29	12.56
2; $Y_{\nu e} = 0$	N	2.49	12.87
	NH	2.24	12.51
	$NH\Delta$	2.24	12.41
$T = 0$	N	2.48	12.03
	NH	2.26	11.96
	$NH\Delta$	2.26	11.91

Table 3. Maximum masses (M_{\max}) and radii (R) of stellar matter

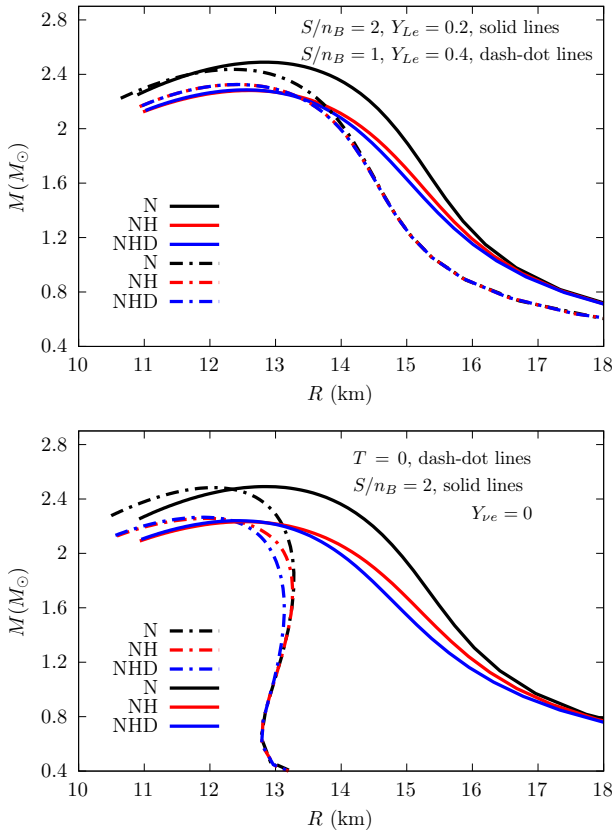


Figure 4. Gravitational mass M of a PNS as a function of radii R for non-rotating spherically-symmetric stars. The top panel shows the results for neutrino-trapped β -equilibrated star matter at different stages of the star's evolution with different S/n_B and $Y_{L,e}$. The bottom panel shows a neutrino-transparent star for $S/n_B = 2$ and $T = 0$.

the star, preventing it from reaching the maximum observable mass (Antoniadis et al. 2013; Demorest et al. 2010). One way of dealing with this problem is through a consistent definition of the baryon-meson coupling. That notwithstanding, the model under investigation is compatible with the $2M_{\odot}$ constraint. We observe from Tab. 3 and the figures that the radius of the star increase with increasing S/n_B and decrease

ing $Y_{L,e}$. This is because at higher entropies the star gets heated and expands and its mass also reduces due to neutrino diffusion.

Aside from the discussions above, we employ different couplings and carry out the study at fixed lepton number density and entropy. This makes our results for $S/n_B = 1$, and 2 different from cold β -equilibrated neutron stars. As can be observed in Fig. 4, the mass-radius diagrams for hot non-rotating spherically symmetric neutron stars, the intermediate-masses, and the maximum masses presented in Table. 3 have radii relatively large for both neutrino-trapped and neutrino-transparent matter compared to a cold *neutron star*. This is attributed to the hot nature of the stars under study in those stages.

4 CONCLUSIONS

We investigated the presence of exotic baryon contents in neutron stars from birth through a supernova explosion until it catalyzes to form a cold neutron star. A relativistic model within a mean-field approximation was used for this work. The snapshots of the particle abundances at various stages of the star evolution are presented in Fig. 1. We examined the EoS for N , NH , and $NH\Delta$ matter and observed that NH and $NH\Delta$, soften the EoS, as is well known, and the results are presented in Fig. 2. The temperature profiles during the evolution of the star were also studied. The inclusion of new particles, such as the hyperons, reduces the temperature below the nucleon-only stellar matter and the further addition of Δ -resonances to nucleon plus hyperons further decreases the temperature of the stellar matter. Consequently, the presence of hyperons and Δ -resonances increases the specific heat, leading to a decrease in the temperature gradient. The mass-radius diagram was also studied and the results are presented in Fig. 4. The evolution stages of the star are summarized below:

- First stage: $S/n_B = 1$, $Y_{L,e} = 0.4$, this is a neutrino-trapped regime at the early stages of the evolution. Here, the heavy baryons appear at densities greater than the saturation density, $n_B > n_0$. The particle content up to $n_B \sim 2n_0$ is in the order Δ^- , Δ^0 , and Λ . The temperature profile of the stellar matter at this stage is relatively less than the neutrino diffusion stage and it has a relatively stiffer EoS and smaller radii.
- Second stage: $S/n_B = 2$, $Y_{L,e} = 0.2$, this is the deleptonization stage where the star gets heated and expands due to neutrino diffusion. The temperature profile at this stage is higher than in the first stage and the EoS softens with relatively high star radii. At this stage, the heavy baryons shift more towards lower baryon densities (less than the saturation density), and the order of particle appearance up to $n_B \sim 2n_0$ are Δ^- , Δ^0 , Λ , Σ^- , Σ^0 , and Ξ^- . Thus, the neutrino abundance suppresses the appearance of the heavy baryons and delays the strange matter particles to higher baryon densities, comparing this and the first stage.
- Third stage: $S/n_B = 2$, $Y_{\nu e} = 0$, here the star is maximally heated, neutrino-transparent, and cooling through the emission of pairs of neutrinos. The temperature of the stellar matter here is higher than in the two stages described above, with softer EoS and higher radii. The heavy particles are shifted towards lower baryon densities, in the order

Δ^- , Δ^0 , Λ , Σ^- , Σ^0 , Ξ^- , Ξ^0 and Σ^+ , almost all the particles appear before or at $n_B = 2n_0$. Here, more strange matter constituents appear at lower densities compared with the previous stage.

- Final stage: $T = 0$, at this stage the star is neutrino-transparent and in a catalyzed configuration. The star shrinks with stiffer EoS and smaller radii. The heavy baryons shift towards higher baryon densities, $n_B > n_0$. The heavy baryon content of the stellar matter up to $n_B \sim 2n_0$ is Δ^- . We have one heavy baryon appearing at this density range, at this stage, with it being non-strange. Comparing the three stages above, the heavy baryons shift gradually towards higher densities as the star cools.

The results qualitatively agree with the ones in references Raduta et al. (2020); Sedrakian & Harutyunyan (2022); Malfatti et al. (2019); Sedrakian & Harutyunyan (2021); Pons et al. (1999) in terms of Λ being the most abundant heavy baryon, the softening and hardening of the EoS, the temperature profile of the stellar matter, and the hierarchy of the mass-radius diagram. The evolution stages of the PNS, its structure, and compositions are also discussed in Ref. Prakash et al. (1997). We observed that the presence of higher temperatures inside the star favors the appearance of heavy baryons at lower baryon densities and vice versa. We can draw a relation between the entropy increase and the softening of the EoS because the appearance of heavy baryons at lower densities means a softer EoS. On average, the most abundant heavy baryons in the star at all the stages of its evolution are; the Λ^0 , which constitutes more than 18% of the matter content followed by Δ^- which constitutes about 10%, followed by Ξ^- (the Δ^0 surpasses it only at the first stage) which constitutes about 7% of the matter content before the next Δ -resonance (Δ^0) forming about 4% of the matter content.

ACKNOWLEDGEMENTS

This work is a part of the project INCT-FNA Proc. No. 464898/2014-5. D.P.M. was partially supported by Conselho Nacional de Desenvolvimento Científico e Tecnológico (CNPq/Brazil) under grant 303490-2021-7. A.I. and K.D.M. were also supported by CNPq/Brazil under grants 168546/2021-3 and 150751/2022-2, respectively. M.R.P. is supported by Conselho Nacional de Desenvolvimento Científico e Tecnológico - Brasil (CNPq) and Coordenação de Aperfeiçoamento de Pessoal de Nível Superior (Capes/Brazil) with scholarships.

DATA AVAILABILITY

The datasets generated during and/or analyzed during the current study are available from the corresponding author upon reasonable request.

REFERENCES

Antoniadis J., et al., 2013, *Science*, 340, 6131
 Baym G., Hatsuda T., Kojo T., Powell P. D., Song Y., Takatsuka T., 2018, *Rept. Prog. Phys.*, 81, 056902
 Cai B.-J., Fattoyev F. J., Li B.-A., Newton W. G., 2015, *Phys. Rev. C*, 92, 015802

Camelio G., Gualtieri L., Pons J. A., Ferrari V., 2016, *Phys. Rev. D*, 94, 024008
 Camelio G., Lovato A., Gualtieri L., Benhar O., Pons J. A., Ferrari V., 2017, *Phys. Rev. D*, 96, 043015
 Cromartie H. T., et al., 2019, *Nature Astronomy*, p. 439
 Demorest P., Pennucci T., Ransom S., Roberts M., Hessels J., 2010, *Nature*, 467, 1081
 Drago A., Lavagno A., Pagliara G., 2014a, *Phys. Rev. D*, 89, 043014
 Drago A., Lavagno A., Pagliara G., Pigato D., 2014b, *Phys. Rev. C*, 90, 065809
 Dutra M., et al., 2014, *Phys. Rev. C*, 90, 055203
 Fischer T., Whitehouse S. C., Mezzacappa A., Thielemann F. K., Liebendorfer M., 2010, *Astron. Astrophys.*, 517, A80
 Fonseca E., et al., 2021, *Astrophys. J. Lett.*, 915, L12
 Fuchs C., Lenske H., Wolter H. H., 1995, *Phys. Rev. C*, 52, 3043
 Glendenning N. K., 2012, *Compact stars: Nuclear physics, particle physics and general relativity*. Springer Science & Business Media
 Janka H.-T., Langanke K., Marek A., Martinez-Pinedo G., Mueller B., 2007, *Phys. Rept.*, 442, 38
 Lalazissis G. A., Niksic T., Vretenar D., Ring P., 2005, *Phys. Rev. C*, 71, 024312
 Lattimer J. M., 2023, *Particles*, 6, 30
 Li J. J., Sedrakian A., 2019, *Astrophys. J. Lett.*, 874, L22
 Li J. J., Sedrakian A., Weber F., 2018, *Phys. Lett. B*, 783, 234
 Lopes L. L., Menezes D. P., 2014, *Phys. Rev. C*, 89, 025805
 Lopes L. L., Marquez K. D., Menezes D. P., 2022
 Lopes L. L., Marquez K. D., Menezes D. P., 2023, *Phys. Rev. D*, 107, 036011
 Malfatti G., Orsaria M. G., Contrera G. A., Weber F., Ranea-Sandoval I. F., 2019, *Phys. Rev. C*, 100, 015803
 Marquez K. D., Menezes D. P., Pais H., Providência C., 2022, *Phys. Rev. C*, 106, 055801
 Mayle R. W., Tavani M., Wilson J. R., 1993, *ApJ*, 418, 398
 Menezes D. P., 2021, *Universe*, 7, 267
 Miyatsu T., Cheoun M.-K., Saito K., 2013, *Phys. Rev. C*, 88, 015802
 Nakazato K., et al., 2022, *Astrophys. J.*, 925, 98
 Oertel M., Gulminelli F., Providência C., Raduta A. R., 2016, *Eur. Phys. J. A*, 52, 50
 Pons J. A., Reddy S., Prakash M., Lattimer J. M., Miralles J. A., 1999, *Astrophys. J.*, 513, 780
 Prakash M., Bombaci I., Prakash M., Ellis P. J., Lattimer J. M., Knorren R., 1997, *Phys. Rept.*, 280, 1
 Prakash M., Lattimer J. M., Pons J. A., Steiner A. W., Reddy S., 2001, *Lect. Notes Phys.*, 578, 364
 Raduta A. R., 2021, *Phys. Lett. B*, 814, 136070
 Raduta A. R., Oertel M., Sedrakian A., 2020, *Mon. Not. Roy. Astron. Soc.*, 499, 914
 Reddy S., Prakash M., Lattimer J. M., 1998, *Phys. Rev. D*, 58, 013009
 Reed B. T., Fattoyev F. J., Horowitz C. J., Piekarewicz J., 2021, *Phys. Rev. Lett.*, 126, 172503
 Ribes P., Ramos A., Tolos L., Gonzalez-Boquera C., Centelles M., 2019, *Astrophys. J.*, 883, 168
 Riley T. E., et al., 2021, *Astrophys. J. Lett.*, 918, L27
 Roberts L. F., Shen G., Cirigliano V., Pons J. A., Reddy S., Woosley S. E., 2012, *Phys. Rev. Lett.*, 108, 061103
 Sahoo H. S., Mitra G., Mishra R., Panda P. K., Li B.-A., 2018, *Phys. Rev. C*, 98, 045801
 Schürhoff T., Schramm S., Dexheimer V., 2010, *Astrophys. J. Lett.*, 724, L74
 Sedrakian A., Harutyunyan A., 2021, *Universe*, 7, 382
 Sedrakian A., Harutyunyan A., 2022, *Eur. Phys. J. A*, 58, 137
 Shao G.-y., 2011, *Phys. Lett. B*, 704, 343
 Stancu F., 1997.

Steiner A., Prakash M., Lattimer J. M., 2000, [Phys. Lett. B](#), 486, 239
Typel S., Wolter H., 1999, [Nuclear Physics A](#), 656, 331
Typel S., et al., 2022, [Eur. Phys. J. A](#), 58, 221
Weissenborn S., Chatterjee D., Schaffner-Bielich J., 2012, [Phys.](#)

[Rev. C](#), 85, 065802
Zhu Z.-Y., Li A., Hu J.-N., Sagawa H., 2016, [Phys. Rev. C](#), 94, 045803
de Paoli M. G., Menezes D. P., Castro L. B., Barros Jr C. C., 2013, [J. Phys. G](#), 40, 055007