

Weak Signal Detection via Displacement Interpolation

YoonHaeng Hur¹ and Tengyuan Liang^{*1}

¹University of Chicago

May 26, 2023

Abstract

Detecting weak, systematic signals hidden in a large collection of p -values published in academic journals is instrumental to identifying and understanding publication bias and p -value hacking in social and economic sciences. Given two probability distributions P (null) and Q (signal), we study the problem of detecting weak signals from the null P based on n independent samples: we model weak signals via displacement interpolation between P and Q , where the signal strength vanishes with n . We propose a hypothesis testing procedure based on the Wasserstein distance from optimal transport theory, derive sharp conditions under which detection is possible, and provide the exact characterization of the asymptotic Type I and Type II errors at the detection boundary using empirical processes. Applying our testing procedure to real data sets on published p -values across academic journals, we demonstrate that a rigorous testing procedure can detect weak signals that are otherwise indistinguishable.

Keywords— Hypothesis testing, weak signal detection, displacement interpolation, optimal transport, phase transition.

Contents

1	Introduction	2
1.1	Motivating examples: displacement interpolation and weak signal detection	2
1.2	Problem description	3
1.3	Related literature	3
2	Main Results	6
3	Asymptotic Analysis	7
3.1	Overview of the ideas	7
3.2	Preliminaries	9
3.3	Asymptotic distributions	10

^{*}Email: tengyuan.liang@chicagobooth.edu. Liang acknowledges the generous support from the NSF Career Award (DMS-2042473), and the William Ladany Faculty Fellowship at the University of Chicago Booth School of Business.

4 Simulations	11
4.1 Synthetic Experiments	11
4.2 Applications	11
5 Discussion	12
A Proofs	14
A.1 Proof of Lemma 2	14
A.2 Proof of Theorem 2	16
A.3 Proof of Theorem 1	17

1 Introduction

Detecting weak, systematic signals hidden in a large collection of p -values published in academic journals is instrumental to identifying and understanding publication bias and p -value hacking, both recently received wide attention in social and economic sciences. The classic detection problem aims at distinguishing a signal distribution Q from the null distribution P using data, which can be formulated as a nonparametric goodness-of-fit testing problem:

$$H_0 : X_1, \dots, X_n \stackrel{\text{i.i.d.}}{\sim} P \quad \text{vs.} \quad H_1 : X_1, \dots, X_n \stackrel{\text{i.i.d.}}{\sim} Q. \tag{1.1}$$

It is well studied that the asymptotic power of certain test statistics, such as Kolmogorov-Smirnov [Kolmogorov, 1933, Smirnov, 1939] or Anderson-Darling [Anderson and Darling, 1952], is 1, implying that detection is possible if the sample size is sufficiently large. Weak signal detection considers a weaker signal by replacing Q with a suitable interpolation scheme between P and Q . A common approach is linear interpolation $(1-\epsilon)P + \epsilon Q$, namely, Huber’s ϵ -contamination model [Huber, 1964], where the signal is weak since $\epsilon = \epsilon_n \rightarrow 0$ as $n \rightarrow \infty$. This model essentially represents that only a small ϵ -fraction of the data deviates from P , which is reasonable for certain applications; see Donoho and Jin [2015] for an overview.

This paper studies a different interpolation scheme for weak signal detection motivated by the following question: what if all the observations systematically or even adversarially deviate from the null distribution to obscure the signal? To answer this, we model a weak signal using displacement interpolation [McCann, 1997], namely, $((1-\epsilon)\text{Id} + \epsilon T)_\# P$ for Borel probability measures P and Q on \mathbb{R}^d . Here, $\text{Id} : \mathbb{R}^d \rightarrow \mathbb{R}^d$ is the identity map, and $T : \mathbb{R}^d \rightarrow \mathbb{R}^d$ is a unique monotone map such that $T_\# P = Q$, which exists if P is absolutely continuous with respect to the Lebesgue measure, where $S_\# P$ denotes the pushforward measure of P by a map $S : \mathbb{R}^d \rightarrow \mathbb{R}^d$ defined by $S_\# P(B) = P\{x \in \mathbb{R}^d : S(x) \in B\}$ for any Borel set $B \subset \mathbb{R}^d$. When $d = 1$, such a monotone map is $G^{-1} \circ F$, where F and G^{-1} are the distribution and quantile functions of P and Q , respectively. Displacement interpolation is widely used as a method to synthesize two objects, such as textures [Rabin et al., 2012], colors [Kolouri et al., 2017], and styles [Mroueh, 2020]. To detect weak signals given as displacement interpolation, we propose a test statistic based on the Wasserstein distance, study conditions under which detection is possible using asymptotic theory, and provide an asymptotically exact characterization of the power.

1.1 Motivating examples: displacement interpolation and weak signal detection

Before diving into the details of our testing procedure, we first visually explore two real data examples to motivate displacement interpolation for weak signal detection. To this end, we explore two data sets collected in [Brodeur et al., 2016, Head et al., 2015], containing test statistics and p -values published across academic journals. These two data sets provide empirical evidence for the replication failure due to publication and behavioral biases. For example, journal editors and referees may favor statistically significant results in evaluating empirical papers. In turn, researchers may face incentives to manipulate data or selectively report p -values that are more significant, compromising the replicability of the research findings.

Brodeur et al. [2016] suggests that behavioral bias is manifested in the shape of the histogram of test statistics published in major economics journals; for instance, there is a hump near 1.96, which roughly amounts to p -value ≈ 0.05 , the default significance level coined by Fisher. Figure 1(a) confirms this, where the hump is much more pronounced in the histogram of test statistics reported in papers with eye-catchers¹, suggesting a stronger behavior bias of test statistics manipulation than papers without eye-catchers. Figure 1(b) shows the monotone map T of displacement interpolation from the Cauchy distribution—fitted to the distribution of test statistics in papers without eye-catchers—to the distribution of test statistics in papers with eye-catchers; the map T starts to deviate from the identity near $x = 1.96$ where the hump is located, thereby providing a visual hint of the strong behavioral bias contained in papers with eye-catchers.

Figure 1(c) shows the cumulative distribution functions of p -values from Head et al. [2015], which collects p -values of statistical tests published in journals across different disciplines. Instead of identifying publication/behavioral biases, we consider the following weak signal detection problem: let the distribution of all p -values (“all disciplines”) be the null distribution P_{Null} , can we distinguish the distribution of p -values for a specific discipline from the null? We choose two disciplines, “medical and health sciences” (P_{MH}) and “multidisciplinary” (P_{Mu}), where both are visually close to the null P_{Null} . This motivates the necessity of a rigorous testing procedure to detect weak signals. Our testing procedure produces p -value ≈ 0.005 for testing $H_0 : P_{\text{MH}} = P_{\text{Null}}$ and p -value ≈ 0.066 for $H_0 : P_{\text{Mu}} = P_{\text{Null}}$, suggesting that we can distinguish P_{MH} from the null, but not P_{Mu} ; see Section 4.2 for full details. In conclusion, rigorous testing procedures can detect weak signals that are indiscernible visually.

1.2 Problem description

Motivated by the discussion above, we study the problem of detecting weak signals represented as displacement interpolation: given two distributions P and Q on \mathbb{R} whose cumulative distribution functions are F and G , respectively,

$$H_0 : X_1, \dots, X_n \stackrel{\text{i.i.d.}}{\sim} P \quad \text{vs.} \quad H_1 : X_1, \dots, X_n \stackrel{\text{i.i.d.}}{\sim} ((1 - \epsilon)\text{Id} + \epsilon G^{-1} \circ F)_{\#} P. \quad (1.2)$$

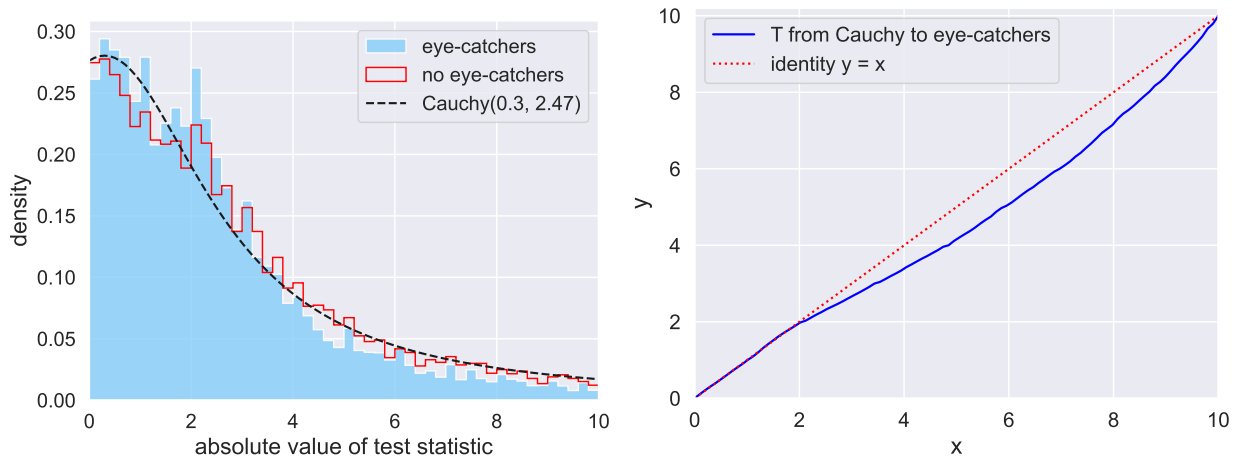
Here, F^{-1} and G^{-1} are the quantile functions of P and Q , respectively. Besides technical simplicity, we restrict to the case of \mathbb{R} mainly because the leading application of weak signal detection is when X_i 's are i.i.d. p -values or t -values [Donoho and Jin, 2015, Donoho and Kipnis, 2022], as opposed to a multi-dimensional object.

We propose a testing procedure based on the weighted Wasserstein distance between the empirical measure P_n —constructed by the observations X_1, \dots, X_n —and the null distribution P . Assuming a weak signal in a sense $\epsilon = \epsilon_n \rightarrow 0$ as $n \rightarrow \infty$, we derive sharp conditions under which detection is possible: (1) when $n^{1/2}\epsilon_n \rightarrow 0$, detection is impossible; (2) when $n^{1/2}\epsilon_n \rightarrow \infty$, the testing procedure has asymptotic power 1; (3) at the detection boundary $n^{1/2}\epsilon_n \rightarrow \text{constant} \in (0, \infty)$, sharp asymptotic Type I and Type II errors are analyzed using Gaussian processes.

1.3 Related literature

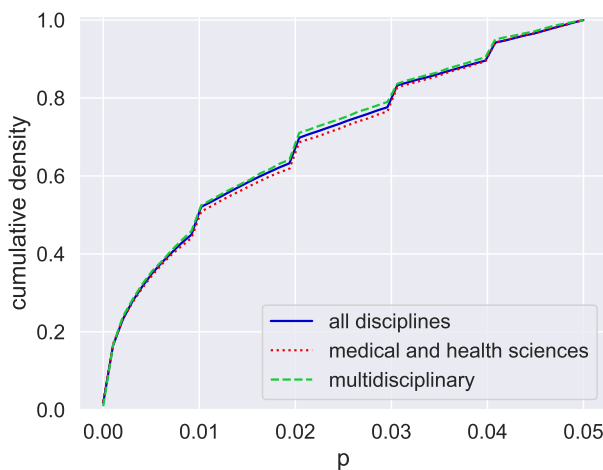
Sparse mixture detection A popular approach to formulating the weak signal detection problem is to replace the alternative hypothesis of (1.1) with Huber’s ϵ -contamination model $(1 - \epsilon)P + \epsilon Q$, also known as sparse mixtures, where $\epsilon = \epsilon_n \rightarrow 0$ as $n \rightarrow \infty$. Donoho and Jin [2004] proposes Tukey’s higher criticism as a test statistic and analyzes the asymptotic phase transition depending on the rate $\epsilon = \epsilon_n \rightarrow 0$ and the signal strength. A recent endeavor extending the higher criticism test to compare two large frequency tables is given in Donoho and Kipnis [2022]. See also Cai et al. [2011], Cai and Wu [2014] on optimal detection of general sparse mixtures.

¹Eye-catchers are indicators of statistical significance, for instance, one star is a shorthand for p -value ≤ 0.05 .



(a) Density of test statistics

(b) The monotone map T



(c) Distributions of p -values

Figure 1: (a) plots two histograms of test statistics restricted to $[0, 10]$: one with eye-catchers (blue, filled) and the other without eye-catchers (red), where the black dashed curve is a Cauchy distribution (location = 0.3 and scale = 2.47) fitted to the latter histogram following Brodeur et al. [2016]. (b) visualizes the monotone map T of displacement interpolation from the fitted Cauchy distribution to the distribution with eye-catchers, quantifying the potential behavioral bias. (c) plots the cumulative distribution functions of p -values (below 0.05) across nine disciplines subsampled from Head et al. [2015], which is shown as the solid blue curve, along with two disciplines: “medical and health sciences” (red, dotted) and “multidisciplinary” (green, dashed).

Displacement interpolation and optimal transport Displacement interpolation [McCann, 1997] was first introduced to study the convexity of certain functionals defined on the space of probability measures. One important aspect of displacement interpolation $((1 - \epsilon)\text{Id} + \epsilon T)_\# P$ is that the unique monotone map $T: \mathbb{R}^d \rightarrow \mathbb{R}^d$, which exists if P is absolutely continuous with respect to the Lebesgue measure, coincides with the unique solution to the optimal transport problem [Brenier, 1991, Villani, 2003] provided P

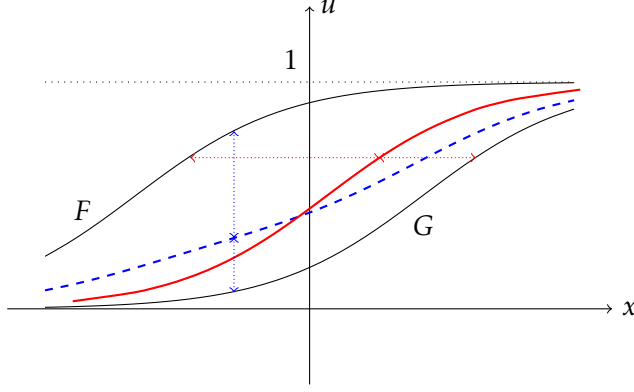


Figure 2: Illustration of two interpolation schemes. Linear interpolation $(1 - \epsilon)P + \epsilon Q$ vertically combines the cumulative distribution functions F and G ; namely, its cumulative distribution function (blue, dashed) is $(1 - \epsilon)F + \epsilon G$. Meanwhile, displacement interpolation (red, solid) horizontally combines F and G , or equivalently, vertically combines the quantile functions F^{-1} and G^{-1} . In other words, the quantile function of $((1 - \epsilon)\text{Id} + \epsilon G^{-1} \circ F)_{\#}P$ is $(1 - \epsilon)F^{-1} + \epsilon G^{-1}$. To see this, let U be the uniform distribution on $[0, 1]$, then $P = (F^{-1})_{\#}U$ and $((1 - \epsilon)\text{Id} + \epsilon G^{-1} \circ F)_{\#}(F^{-1})_{\#}U = ((1 - \epsilon)F^{-1} + \epsilon G^{-1})_{\#}U$.

and Q have finite second moments, namely,

$$T = \arg \min_{\substack{S: \mathbb{R}^d \rightarrow \mathbb{R}^d \\ S_{\#}P=Q}} \int_{\mathbb{R}^d} \|x - S(x)\|_2^2 dP(x),$$

where the right-hand side is called the Monge problem. Also, displacement interpolation gives rise to a geodesic connecting P and Q in the Wasserstein space [Ambrosio et al., 2005], namely, $W_2(P, P_\epsilon) = \epsilon W_2(P, Q)$ for all $\epsilon \in [0, 1]$, where $P_\epsilon := ((1 - \epsilon)\text{Id} + \epsilon T)_{\#}P$ and W_2 is the Wasserstein-2 distance defined by²

$$W_2(\mu, \nu) := \min_{\substack{S: \mathbb{R}^d \rightarrow \mathbb{R}^d \\ S_{\#}\mu=\nu}} \left(\int_{\mathbb{R}^d} \|x - S(x)\|_2^2 d\mu(x) \right)^{1/2}.$$

Wasserstein distances for testing Our testing procedure is based on the Wasserstein distance, which has been studied extensively in the testing literature. For example, Munk and Czado [1998] and Del Barrio et al. [2005] study Goodness-of-Fit (GoF) testing using the Wasserstein distance between the null hypothesis and the empirical measure based on the observations; see Hallin et al. [2021] for an extension to the multivariate case. As mentioned earlier, the standard GoF testing is related to the classic detection problem (1.1), where the alternative distribution is fixed to some signal Q or a collection of distributions from a specific parametric family [de Wet, 2002, Csörgő, 2003].

Notation For $a, b \in \mathbb{R}$, denote $a \wedge b = \min\{a, b\}$. For positive sequences $\{a_n\}$ and $\{b_n\}$, denote $a_n = o(b_n)$ if $a_n/b_n \rightarrow 0$ as $n \rightarrow \infty$. We write $Y_n \rightsquigarrow Y$ if a sequence $\{Y_n\}$ of random variables converges weakly to some random variable Y .

²For simplicity, we define W_2 for probability measures that are absolutely continuous with respect to the Lebesgue measure.

2 Main Results

Testing procedure We propose a distance-based test statistic for the testing problem (1.2), motivated by optimal transport and displacement interpolation. More specifically, we compare P_n —the empirical measure based on the observations X_1, \dots, X_n —with P under the following distance, called the weighted Wasserstein distance, and reject H_0 if it is larger than a specific critical value.

Definition 1. Let ω be a finite Borel measure on $(0, 1)$. For two distributions μ and ν on \mathbb{R} , we define the ω -weighted Wasserstein distance by

$$W_{2,\omega}(\mu, \nu) := \left(\int_0^1 |F_\mu^{-1}(u) - F_\nu^{-1}(u)|^2 d\omega(u) \right)^{1/2},$$

where F_μ^{-1}, F_ν^{-1} denote the quantile functions of μ, ν , respectively.

Remark 1. Note in Definition 1 that $W_{2,\omega} = W_2$ if ω is the Lebesgue measure. Weighted versions of the Wasserstein distance are introduced in [de Wet, 2002, Csörgő, 2003]. Here we introduce the weighted base measure as in the Anderson-Darling test because, for certain detection problems, the signal may hide unevenly among quantiles. For example, the signal is contained in the extreme quantiles in higher criticism [Donoho and Jin, 2004].

Asymptotic phase transition We analyze the testing error in the asymptotic regime where $\epsilon = \epsilon_n$ vanishes as $n \rightarrow \infty$. More precisely, we rewrite (1.2) as follows specifying dependency on the sample size n :

$$\begin{aligned} H_0^{(n)} : X_1, \dots, X_n &\stackrel{\text{i.i.d.}}{\sim} P, \\ H_1^{(n)} : X_1, \dots, X_n &\stackrel{\text{i.i.d.}}{\sim} ((1 - \epsilon_n)\text{Id} + \epsilon_n G^{-1} \circ F)_\# P, \end{aligned}$$

where $\lim_{n \rightarrow \infty} \epsilon_n = 0$, namely, $\epsilon_n = o(1)$. Our main result shows that the asymptotic testing error behaves differently depending on the vanishing rate of ϵ_n , highlighting a phase transition phenomenon. In particular, we study a testing procedure such that the asymptotic Type I error is a given level $\alpha \in (0, 1)$ by deriving the limit of the test statistic $W_{2,\omega}(P_n, P)$ under the null hypothesis, based on the fundamental limit theorem of the empirical quantile process: assuming F admits a positive density f ,

$$\sqrt{n}(F_n^{-1}(u) - F^{-1}(u)) \rightsquigarrow \frac{\mathbf{B}_u}{f(F^{-1}(u))},$$

where F_n^{-1} is the empirical quantile function based on X_1, \dots, X_n from $H_0^{(n)}$ and $(\mathbf{B}_u)_{u \in [0,1]}$ is the standard Brownian bridge, namely, a mean-zero Gaussian process whose covariance satisfies $\mathbb{E}[\mathbf{B}_{u_1} \mathbf{B}_{u_2}] = u_1 \wedge u_2 - u_1 u_2$; rigorous asymptotic analysis is provided in the subsequent section. For such a testing procedure, we can characterize the asymptotic Type II error based on the three phases of ϵ_n determined by

$$\lim_{n \rightarrow \infty} n^{1/2} \epsilon_n = \begin{cases} 0, \\ \infty, \\ \gamma \in (0, \infty). \end{cases}$$

We formally state the main result as follows.

Theorem 1. Suppose F has a density f that is bounded away from 0 on some compact interval I_F and is 0 on $\mathbb{R} \setminus I_F$, G^{-1} is bounded on $(0, 1)$, and $G^{-1} \circ F$ is Lipschitz. Let ω be a finite Borel measure on $(0, 1)$ that is absolutely continuous with respect to the Lebesgue measure such that $W_{2,\omega}(P, Q) \neq 0$. Also, let Ψ be the cumulative distribution function of

$$\int_0^1 \left| \frac{\mathbf{B}_u}{f(F^{-1}(u))} \right|^2 d\omega(u), \tag{2.1}$$

where $(\mathbf{B}_u)_{u \in [0,1]}$ is the standard Brownian bridge. Fix $\alpha \in (0, 1)$ and let C_α be the $(1 - \alpha)$ -th quantile of Ψ , that is, $\Psi(C_\alpha) = 1 - \alpha$. Consider the following testing procedure:

$$\text{reject } H_0^{(n)} \text{ if and only if } nW_{2,\omega}^2(P_n, P) > C_\alpha.$$

Then, the asymptotic Type I error is α , and the asymptotic Type II error is as follows.

- (i) If $n^{1/2}\epsilon_n \rightarrow 0$, the asymptotic Type II error is $1 - \alpha$.
- (ii) If $n^{1/2}\epsilon_n \rightarrow \infty$, the asymptotic Type II error is 0.
- (iii) If $n^{1/2}\epsilon_n$ is a constant, say $n^{1/2}\epsilon_n = \gamma > 0$, the asymptotic Type II error is

$$\Psi_\gamma(C_\alpha - \gamma^2 W_{2,\omega}^2(P, Q)),$$

where Ψ_γ is the cumulative distribution function of

$$\int_0^1 \left| \frac{\mathbf{B}_u}{f(F^{-1}(u))} \right|^2 d\omega(u) + 2\gamma \int_0^1 \frac{\mathbf{B}_u}{f(F^{-1}(u))} \cdot (G^{-1}(u) - F^{-1}(u)) d\omega(u). \quad (2.2)$$

Remark 2. Theorem 1 implies that the asymptotic testing error, namely, the sum of the asymptotic Type I and II errors, is 1 (undetectable) if $n^{1/2}\epsilon_n \rightarrow 0$ and α (detectable) if $n^{1/2}\epsilon_n \rightarrow \infty$. The phase transition occurs at the boundary if $n^{1/2}\epsilon_n$ is a constant, where the testing error is determined by the constant $\gamma := n^{1/2}\epsilon_n$ and $\Delta := W_{2,\omega}(P, Q)$, which denotes the signal strength. The detection boundary (iii) still holds if we replace $n^{1/2}\epsilon_n = \gamma$ with $\lim_{n \rightarrow \infty} n^{1/2}\epsilon_n = \gamma > 0$; see the formal proof of Theorem 1 which is deferred to Appendix A. The main ideas of the analysis will be presented in the next section.

3 Asymptotic Analysis

In this section, we rigorously derive the asymptotic limit of the test statistic $W_{2,\omega}(P_n, P)$, under the null $H_0^{(n)}$ and the alternative $H_1^{(n)}$, respectively.

3.1 Overview of the ideas

Before presenting technical details, let us first outline the main ideas of the asymptotic analysis. As mentioned earlier, the starting point is the following limit theorem on the quantile process: if F_n^{-1} is the empirical quantile function based on X_1, \dots, X_n that are i.i.d. from a common cumulative distribution function F ,

$$\sqrt{n}(F_n^{-1}(u) - F^{-1}(u)) \rightsquigarrow \frac{\mathbf{B}_u}{f(F^{-1}(u))}, \quad (3.1)$$

where f is a density of F and $(\mathbf{B}_u)_{u \in [0,1]}$ is the standard Brownian bridge. We provide a rigorous statement of the above result in Lemma 1. Next, applying the continuous mapping theorem to (3.1), we derive

$$n \int_0^1 |F_n^{-1}(u) - F^{-1}(u)|^2 d\omega(u) \rightsquigarrow \int_0^1 \left| \frac{\mathbf{B}_u}{f(F^{-1}(u))} \right|^2 d\omega(u). \quad (3.2)$$

For the case where ω is the Lebesgue measure, the above result has been studied in the literature; for instance, see Munk and Czado [1998]. For completeness, we state this result in Lemma 2. Now, one can observe that (3.2) precisely describes the limit of the test statistic $W_{2,\omega}(P_n, P)$ under the null; assuming X_1, \dots, X_n are from $H_0^{(n)}$,

$$nW_{2,\omega}^2(P_n, P) \rightsquigarrow \int_0^1 \left| \frac{\mathbf{B}_u}{f(F^{-1}(u))} \right|^2 d\omega(u).$$

We summarize this result in Proposition 1.

For the limit under $H_1^{(n)}$, we notice the following simple yet crucial fact: the distribution of $W_{2,\omega}^2(P_n, P)$ under $H_1^{(n)}$ is the same as the distribution of $W_{2,\omega}^2(P_n, P)$ under the assumption that P_n is the empirical measure based on $\phi_n(X_1), \dots, \phi_n(X_n)$, where $\phi_n = (1 - \epsilon_n)\text{Id} + \epsilon_n G^{-1} \circ F$ and X_1, \dots, X_n are i.i.d. from P because

$$\phi_n(X_1), \dots, \phi_n(X_n) \stackrel{\text{i.i.d.}}{\sim} (\phi_n)_\# P = ((1 - \epsilon_n)\text{Id} + \epsilon_n G^{-1} \circ F)_\# P.$$

Now, let F_n^{-1} be the empirical quantile function based on X_1, \dots, X_n , then

$$\begin{aligned} \phi_n \circ F_n^{-1} - F^{-1} &= (1 - \epsilon_n)F_n^{-1} + \epsilon_n G^{-1} \circ F \circ F_n^{-1} - F^{-1} \\ &= (1 - \epsilon_n)n^{-1/2}\mathbf{H}_n + \epsilon_n((G^{-1} \circ F)(F^{-1} + n^{-1/2}\mathbf{H}_n) - F^{-1}), \end{aligned}$$

where $\mathbf{H}_n := \sqrt{n}(F_n^{-1} - F^{-1})$. Hence,

$$W_{2,\omega}^2(P_n, P) = (1 - \epsilon_n)^2 n^{-1} A_n + \epsilon_n^2 B_n + 2(1 - \epsilon_n)n^{-1/2} \epsilon_n C_n,$$

where

$$A_n := \int_0^1 |\mathbf{H}_n(u)|^2 d\omega(u), \quad (3.3)$$

$$B_n := \int_0^1 |(G^{-1} \circ F)(F^{-1}(u) + n^{-1/2}\mathbf{H}_n(u)) - F^{-1}(u)|^2 d\omega(u), \quad (3.4)$$

$$C_n := \int_0^1 \mathbf{H}_n(u) \cdot ((G^{-1} \circ F)(F^{-1}(u) + n^{-1/2}\mathbf{H}_n(u)) - F^{-1}(u)) d\omega(u). \quad (3.5)$$

Under the assumption that X_1, \dots, X_n are i.i.d. from P , we have mentioned that A_n is weakly convergent as stated in Lemma 2; we can apply the same argument to show that B_n and C_n are weakly convergent as well, which we include in the same lemma. In particular, it turns out that assuming $G^{-1} \circ F$ is smooth,

$$(G^{-1} \circ F)(F^{-1}(u) + n^{-1/2}\mathbf{H}_n(u)) \approx (G^{-1} \circ F) \circ F^{-1}(u) + O_p(n^{-1/2}) = G^{-1}(u) + O_p(n^{-1/2}),$$

which allows us to approximate B_n as follows:

$$\begin{aligned} B_n &= \int_0^1 |(G^{-1} \circ F)(F^{-1}(u) + n^{-1/2}\mathbf{H}_n(u)) - F^{-1}(u)|^2 d\omega(u) \\ &\approx \int_0^1 |G^{-1}(u) - F^{-1}(u)|^2 d\omega(u) + O_p(n^{-1/2}) \\ &= W_{2,\omega}^2(P, Q) + O_p(n^{-1/2}). \end{aligned}$$

Here, O_p denotes the stochastic O symbol, see Chapter 2 of Vaart [1998]. Therefore, letting A, B, C be the weak limits of A_n, B_n, C_n , respectively, we have

$$W_{2,\omega}^2(P_n, P) - \epsilon_n^2 W_{2,\omega}^2(P, Q) \approx (1 - \epsilon_n)^2 n^{-1} A_n + 2(1 - \epsilon_n)n^{-1/2} \epsilon_n C_n + \epsilon_n^2 n^{-1/2} O_p(1). \quad (3.6)$$

Now, observe that the limit of the right-hand side of (3.6) is determined by comparing the rate of the coefficients of A_n and C_n , namely, n^{-1} and $n^{-1/2}\epsilon_n$, which leads to the following three cases.

(i) If $n^{1/2}\epsilon_n \rightarrow 0$,

$$n(W_{2,\omega}^2(P_n, P) - \epsilon_n^2 W_{2,\omega}^2(P, Q)) = (1 - \epsilon_n)^2 A_n + o(1) \rightsquigarrow A.$$

As $n\epsilon_n^2 \rightarrow 0$, we can simplify the above as

$$nW_{2,\omega}^2(P_n, P) \rightsquigarrow A.$$

(ii) If $n^{1/2}\epsilon_n \rightarrow \infty$,

$$n^{1/2}\epsilon_n^{-1} \left(W_{2,\omega}^2(P_n, P) - \epsilon_n^2 W_{2,\omega}^2(P, Q) \right) = 2(1 - \epsilon_n)C_n + o(1) \rightsquigarrow 2C.$$

(iii) If $n^{1/2}\epsilon_n$ is a constant, say $n^{1/2}\epsilon_n = \gamma > 0$,

$$\begin{aligned} n \left(W_{2,\omega}^2(P_n, P) - \epsilon_n^2 W_{2,\omega}^2(P, Q) \right) &= n W_{2,\omega}^2(P_n, P) - \gamma^2 W_{2,\omega}^2(P, Q) \\ &= (1 - \epsilon_n)^2 A_n + 2\gamma(1 - \epsilon_n)C_n \\ &\rightsquigarrow A + 2\gamma C. \end{aligned}$$

We provide the complete and formal statement in Theorem 2. We prove both Lemma 2 and Theorem 2 in Appendix A.

3.2 Preliminaries

Let $\ell^\infty(0, 1)$ denote the set of all bounded functions defined on $(0, 1)$, which is a Banach space under the uniform norm given by

$$\|h\|_\infty = \sup_{u \in (0, 1)} |h(u)| \quad \forall h \in \ell^\infty(0, 1).$$

We first provide the exact statement of (3.1) based on weak convergence in $\ell^\infty(0, 1)$, see Vaart and Wellner [1996]; in what follows, for any random element Z in $\ell^\infty(0, 1)$, let $Z(u)$ denote the random variable at coordinate $u \in (0, 1)$.

Assumption 1. F has a density f that is bounded away from 0 on some compact interval I_F and is 0 on $\mathbb{R} \setminus I_F$.

Lemma 1. Let F_n^{-1} be the empirical quantile function based on X_1, \dots, X_n that are i.i.d. from a cumulative distribution function F . Under Assumption 1, view $(\sqrt{n}(F_n^{-1} - F^{-1}))_{n \in \mathbb{N}}$ as a sequence of random elements in $\ell^\infty(0, 1)$, then it converges weakly to some tight measurable random element \mathbf{H} in $\ell^\infty(0, 1)$, which we denote as

$$\sqrt{n}(F_n^{-1} - F^{-1}) \rightsquigarrow \mathbf{H} \text{ in } \ell^\infty(0, 1). \quad (3.7)$$

The limit \mathbf{H} satisfies the following.

(i) $\{\mathbf{H}(u) : u \in (0, 1)\}$ is a mean-zero Gaussian process with covariance function

$$\mathbb{E}[\mathbf{H}(u_1)\mathbf{H}(u_2)] = \frac{u_1 \wedge u_2 - u_1 u_2}{f(F^{-1}(u_1))f(F^{-1}(u_2))} \quad \forall u_1, u_2 \in (0, 1).$$

(ii) The sample path $u \mapsto \mathbf{H}(u)$ is continuous.

Remark 3. Assumption 1 ensures that F^{-1} is bounded on $(0, 1)$, thereby viewing $\sqrt{n}(F_n^{-1} - F^{-1})$ as a random element in $\ell^\infty(0, 1)$. Though this assumption rules out distributions supported on the whole real line, such as normal distributions, we can still apply Assumption 1 to such distributions by restricting their support to a sufficiently large yet bounded interval. Alternatively, one may modify Lemma 1 by considering weak convergence in $\ell^\infty[\delta, 1 - \delta]$ with a suitable $\delta > 0$. Such a modification provides limit theorems of the integration of $|F_n^{-1} - F^{-1}|^2$ on $[\delta, 1 - \delta]$, often called the trimmed Wasserstein distance [Munk and Czado, 1998]. It is also possible to modify Lemma 1 by considering weak convergence in $L^2(0, 1)$ under suitable assumptions on the behavior of F^{-1} near the endpoints 0 and 1 [Del Barrio et al., 2005].

Remark 4. In Lemma 1, the limit \mathbf{H} is tight, meaning that for any $\epsilon > 0$, we can find a compact subset K of $\ell^\infty(0, 1)$ such that $\mathbb{P}(\mathbf{H} \in K) \geq 1 - \epsilon$. Though this technicality is not used explicitly in the main analysis, it is required to apply the extended continuous mapping theorem, which we adapt from Theorem 1.11.1 of Vaart and Wellner [1996] and rewrite as Theorem 3.

Lemma 2. Let F_n^{-1} be the empirical quantile function based on X_1, \dots, X_n that are i.i.d. from a cumulative distribution function F . Let ω be a finite Borel measure on $(0, 1)$ that is absolutely continuous with respect to the Lebesgue measure. Under Assumption 1 and assuming G^{-1} is bounded on $(0, 1)$, let $\mathbf{H}_n = \sqrt{n}(F_n^{-1} - F^{-1})$ and \mathbf{H} be the random element mentioned in Lemma 1, then

$$A_n \rightsquigarrow \int_0^1 |\mathbf{H}(u)|^2 d\omega(u), \quad (3.8)$$

$$B_n \rightsquigarrow \int_0^1 |G^{-1}(u) - F^{-1}(u)|^2 d\omega(u), \quad (3.9)$$

$$C_n \rightsquigarrow \int_0^1 \mathbf{H}(u) \cdot (G^{-1}(u) - F^{-1}(u)) d\omega(u), \quad (3.10)$$

where A_n, B_n, C_n are as in (3.3), (3.4), (3.5), respectively.

3.3 Asymptotic distributions

Now, we analyze the limit of the test statistic $W_{2,\omega}(P_n, P)$ under $H_0^{(n)}$. By (3.8) of Lemma 2, the following holds.

Proposition 1 (Limit under the null). For each $n \in \mathbb{N}$, let P_n be the empirical measure based on X_1, \dots, X_n following $H_0^{(n)}$. Let ω be a finite Borel measure on $(0, 1)$ that is absolutely continuous with respect to the Lebesgue measure. Under Assumption 1,

$$nW_{2,\omega}^2(P_n, P) \rightsquigarrow \int_0^1 |\mathbf{H}(u)|^2 d\omega(u),$$

where \mathbf{H} is the random element mentioned in Lemma 1.

Next, we analyze the limit of the test statistic under $H_1^{(n)}$.

Theorem 2 (Limit under the alternatives). For each $n \in \mathbb{N}$, let P_n be the empirical measure based on X_1, \dots, X_n following $H_1^{(n)}$. Let ω be a finite Borel measure on $(0, 1)$ that is absolutely continuous with respect to the Lebesgue measure. Under Assumption 1 and assuming G^{-1} is bounded on $(0, 1)$ and $G^{-1} \circ F$ is Lipschitz, we can characterize the limit of $nW_{2,\omega}^2(P_n, P)$ as follows.

(i) If $n^{1/2}\epsilon_n \rightarrow 0$,

$$nW_{2,\omega}^2(P_n, P) \rightsquigarrow \int_0^1 |\mathbf{H}(u)|^2 d\omega(u). \quad (3.11)$$

(ii) If $n^{1/2}\epsilon_n \rightarrow \infty$,

$$n^{1/2}\epsilon_n^{-1} (W_{2,\omega}^2(P_n, P) - \epsilon_n^2 W_{2,\omega}^2(P, Q)) \rightsquigarrow 2 \int_0^1 \mathbf{H}(u) \cdot (G^{-1}(u) - F^{-1}(u)) d\omega(u). \quad (3.12)$$

(iii) If $n^{1/2}\epsilon_n$ is a constant, say $n^{1/2}\epsilon_n = \gamma > 0$,

$$\begin{aligned} nW_{2,\omega}^2(P_n, P) - \gamma^2 W_{2,\omega}^2(P, Q) \\ \rightsquigarrow \int_0^1 |\mathbf{H}(u)|^2 d\omega(u) + 2\gamma \int_0^1 \mathbf{H}(u) \cdot (G^{-1}(u) - F^{-1}(u)) d\omega(u). \end{aligned} \quad (3.13)$$

Remark 5. One can also show that the limit distribution in (3.12) is a mean-zero Gaussian distribution with variance

$$\int_0^1 \int_0^1 \frac{4(u_1 \wedge u_2 - u_1 u_2)}{f(F^{-1}(u_1))f(F^{-1}(u_2))} \cdot (G^{-1}(u_1) - F^{-1}(u_1)) \cdot (G^{-1}(u_2) - F^{-1}(u_2)) d\omega(u_1) d\omega(u_2).$$

Remark 6. The Lipschitzness assumption on $G^{-1} \circ F$ is used for (3.12), but not for (3.11) and (3.13). Such an assumption is well studied in the literature; see Appendix of Bobkov and Ledoux [2019].

4 Simulations

4.1 Synthetic Experiments

This section provides results from two experiments to verify Theorem 1. For both experiments, we fix $P = \text{Unif}[0, 1]$ and let ω be the Lebesgue measure so that Ψ is the cumulative distribution function of

$$\int_0^1 |\mathbf{B}_u|^2 du.$$

Such a distribution is well studied, and the quantile of Ψ is available, see Table 1 of Anderson and Darling [1952]; we choose $\alpha = 0.05$, then $C_\alpha \approx 0.46136$.

Experiment 1: phase transition In this experiment, we verify that the phase transition occurs at $\beta = 0.5$ for the scaling $\epsilon_n = n^{-\beta}$. To this end, we fix $Q = N(0, 1)$ and let $\epsilon_n = n^{-\beta}$ with $n = 10^6$, where $\beta \in \{0.05, 0.1, \dots, 0.95, 1\}$. For each β , we compute $nW_2^2(P_n, P)$ using samples from $H_0^{(n)}$ and $H_1^{(n)}$, which we repeat 100 times, then derive the Type I and Type II errors using those 100 realizations, respectively. We plot the sum of Type I and Type II errors against β . Figure 3(a) confirms that the phase transition occurs at $\beta = 0.5$.

Experiment 2: sharp power analysis We focus on the behavior at the detection boundary, namely, $\epsilon_n = \gamma n^{-0.5}$ with $n = 10^6$. Specifically, we analyze the Type II error based on two parameters representing the signal strength: γ and $\Delta := W_2(P, Q)$. By Theorem 1, the Type II error should be approximately $\Psi_\gamma(C_\alpha - \gamma^2 \Delta^2)$. To vary Δ , we parametrized Q as follows: the quantile function of Q is $u \mapsto u + \frac{p}{2\pi} \sin(2\pi u)$, where we vary $p \in (0, 1)$; note that this is a valid quantile function as it is monotonically increasing. Then,

$$W_2^2(P, Q) = \frac{p^2}{4\pi^2} \int_0^1 |\sin(2\pi u)|^2 du = \frac{p^2}{8\pi^2} = \Delta^2,$$

which results in $\Delta \in (0, (8\pi^2)^{-1})$. We can easily generate Q 's with desired signal strength Δ using this parametrization. For each pair (Δ, γ) , where $\Delta \in \{0.001, 0.0015, \dots, 0.011, 0.0115\}$ and $\gamma \in \{3.5, 3.75, \dots, 11.5, 11.75\}$, we compute the Type II error and visualize it as a color map. Figure 3(b) visualizes Type II errors on the Δ - γ plane using colors; this essentially plots $\Psi_\gamma(C_\alpha - \gamma^2 \Delta^2)$. Notice that the level set of Type II errors and the curve $\gamma \cdot \Delta = \text{constant}$ do not perfectly coincide because Type II errors can vary on the curve $\gamma \cdot \Delta = \text{constant}$, namely, $\Psi_\gamma(C_\alpha - \text{constant}^2)$ can change as γ varies.

4.2 Applications

We apply our testing procedure to the data set from Head et al. [2015], providing the details of Figure 1(c) discussed in Section 1.1. First, we collect p -values across 9 disciplines subsampled from total 21 disciplines, then take 80% of them as the null distribution P_{Null} , which consists of 90,950 observations; this is shown as the solid blue curve in Figure 1(c). Then, from the remaining 20%, we sample two disciplines “medical and health sciences” (P_{MH}) and “multidisciplinary” (P_{Mu}), which consist of 12,928 and 5,731 observations, respectively.³ Figure 1(c) shows the cumulative distribution functions of the null P_{Null} , P_{MH} , and P_{Mu} , which are close to each other. This suggests that both P_{MH} and P_{Mu} are weak signals that are hard to distinguish from P_{Null} visually. To tackle this problem, we apply our testing procedure to $H_0 : P_{\text{MH}} = P_{\text{Null}}$. First, we compute the test statistic $T_{\text{MH}} := nW_2^2(P_{\text{MH}}, P_{\text{Null}})$, where $n := |P_{\text{MH}}| = 12,928$ observations. Then, setting $\alpha = 0.05$, we estimate the $(1 - \alpha)$ -th quantile of $nW_2^2(P_n, P_{\text{Null}})$, where P_n is the empirical measure based on X_1, \dots, X_n that are i.i.d. from P_{Null} , which can be done by resampling P_n . We obtain $T_{\text{MH}} = 0.004821$ which is larger than the estimated quantile 0.002918; also, we can estimate the p -value of T_{MH} , which is $0.005 \ll \alpha$,

³They have the largest number of observations among all 9 disciplines.

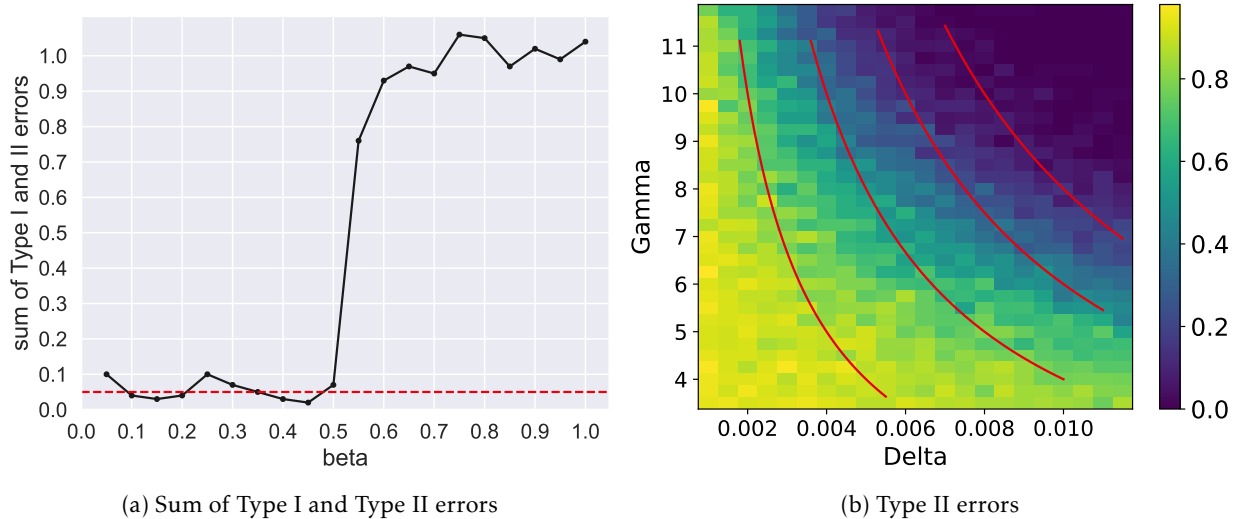


Figure 3: (a) visualizes the sum of Type I and Type II errors of Experiment 1; the red dashed line represents the level $\alpha = 0.05$. (b) plots Type II errors of Experiment 2 as a color map, where the red solid curves represent $\gamma \cdot \Delta = \text{constant} \in \{0.02, 0.04, 0.06, 0.08\}$.

suggesting that we reject $H_0 : P_{\text{MH}} = P_{\text{Null}}$. We apply the same procedure to P_{Mu} with $n := |P_{\text{Mu}}| = 5,731$ observations. We obtain $T_{\text{Mu}} = 0.002334$, which is slightly below the estimated quantile 0.002412, and the p -value of T_{Mu} is $0.066 > \alpha$, implying that we cannot reject $H_0 : P_{\text{Mu}} = P_{\text{Null}}$ at level α . Therefore, our testing procedure provides a rigorous framework to detect weak signals that are otherwise indistinguishable, as visualized in Figure 1(c).

5 Discussion

Comparison with existing methods Notice that the problem (1.2) can be viewed as an instance of general testing

$$H_0 : X_1, \dots, X_n \stackrel{\text{i.i.d.}}{\sim} P \quad \text{vs.} \quad H_1 : X_1, \dots, X_n \stackrel{\text{i.i.d.}}{\sim} Q_n,$$

where $Q_n \rightarrow P$ as $n \rightarrow \infty$; our problem is the case where Q_n is given as displacement interpolation between P and Q . Existing approaches to such a general problem characterize detection by utilizing the following (related) notions: likelihood ratio $\frac{dQ_n}{dP}$ (Section 13.10.1 of Vaart and Wellner [1996]) or Hellinger distance $H^2(P, Q_n)$ (Section 13.1 of Lehmann and Romano [2005]). The former approach—often referred to as Le Cam’s third lemma—derives limit distributions based on asymptotic normality; the latter characterizes the detection boundary depending on the rate of $nH^2(P, Q_n)$. The first principle behind these methods is clear: quantify a distance/discrepancy between P, Q_n and characterize the limit. Our results also utilize such a first principle: we use weighted Wasserstein distances. Though our method and the existing methods share a similar high-level idea, the existing methods are unsuitable for our problem for several reasons. First, though Le Cam’s third lemma applies to any abstract setting under certain conditions, it does not lead to the exact characterization of testing errors unless there is a suitable parametric assumption. Second, the Hellinger distance is not preferred in analyzing the case where Q_n is given as displacement interpolation as its relationship with the interpolation parameter ϵ_n is not transparent. Moreover, the Hellinger distance-based characterization generally does not calculate testing errors at the detection boundary. On the other hand, our method motivated by weighted Wasserstein distances not only interplays well with displacement interpolation but also provides the exact characterization of testing errors, including the boundary

case; moreover, unlike the likelihood ratio test, which requires information on both P and Q_n , our test is implementable as long as P is known.

Lifting technical assumptions As remarked in Remark 6, the Lipschitzness assumption on $G^{-1} \circ F$ is used in the detectable case ($n^{1/2}\epsilon_n \rightarrow \infty$), but not in the other two cases. Removing the Lipschitzness assumption, there is no restriction on Q as long as its quantile function G^{-1} is bounded. Accordingly, our main results hold even when Q is discrete; in particular, there are cases where our method applies, but Le Cam’s third lemma cannot because contiguity is not satisfied. As a concrete example, suppose $P = \text{Unif}[0, 1]$ and $Q = \frac{1}{2}\delta_0 + \frac{1}{2}\delta_1$. Then, $Q_n := ((1 - \epsilon_n)\text{Id} + \epsilon_n G^{-1} \circ F)_\# P$ is a uniform measure supported on the union of two disjoint intervals $U_n := [0, (1 - \epsilon_n)/2] \cup [(1 + \epsilon_n)/2, 1]$. One can verify that $Q_n^{\otimes n}$ —the n tensor product of Q_n —is not contiguous with respect to $P^{\otimes n}$ because $Q_n^{\otimes n}(U_n^n) = 1$ while $P^{\otimes n}(U_n^n) = (1 - \epsilon_n)^n \rightarrow 0$ at the boundary $\epsilon_n \asymp n^{-1/2}$. Hence, Le Cam’s third lemma cannot be applied to derive the limit distribution for such a case, whereas our method can. Lastly, we briefly discuss Assumption 1. Though it is a reasonable assumption to impose from a practical viewpoint as discussed in Remark 3, it is natural to ask—from a technical viewpoint—whether such an assumption can be relaxed. To circumvent Assumption 1, we can use an alternative pivotal test based on the weighted Wasserstein between $\text{Unif}[0, 1]$ and the empirical measure based on $F(X_1), \dots, F(X_n)$; then, we can show that similar theory holds.

References

- Luigi Ambrosio, Nicola Gigli, and Giuseppe Savaré. *Gradient Flows in Metric Spaces and in the Space of Probability Measures*. Birkhäuser, 2005.
- T. W. Anderson and D. A. Darling. Asymptotic theory of certain “goodness of fit” criteria based on stochastic processes. *The Annals of Mathematical Statistics*, 23(2):193 – 212, 1952.
- Sergey Bobkov and Michel Ledoux. *One-dimensional empirical measures, order statistics, and Kantorovich transport distances*. American Mathematical Society, 2019.
- Yann Brenier. Polar factorization and monotone rearrangement of vector-valued functions. *Communications on Pure and Applied Mathematics*, 44(4):375–417, 1991.
- Abel Brodeur, Mathias Lé, Marc Sangnier, and Yanos Zylberberg. Star wars: The empirics strike back. *American Economic Journal: Applied Economics*, 8(1):1–32, 2016.
- T.T. Cai and Yihong Wu. Optimal detection of sparse mixtures against a given null distribution. *IEEE Transactions on Information Theory*, 60(4):2217–2232, 2014.
- T.T. Cai, X Jessie Jeng, and Jiashun Jin. Optimal detection of heterogeneous and heteroscedastic mixtures. *Journal of the Royal Statistical Society: Series B (Statistical Methodology)*, 73(5):629–662, 2011.
- S Csörgő. Weighted correlation tests for location-scale families. *Mathematical and computer modelling*, 38(7-9):753–762, 2003.
- T de Wet. Goodnes-of-fit tests for location and scale families based on a weighted l_2 -wasserstein distance measure. *Test*, 11:89–107, 2002.
- Eustasio Del Barrio, Evarist Giné, and Frederic Utzet. Asymptotics for L_2 functionals of the empirical quantile process, with applications to tests of fit based on weighted wasserstein distances. *Bernoulli*, 11(1):131–189, 2005.
- David Donoho and Jiashun Jin. Higher criticism for detecting sparse heterogeneous mixtures. *The Annals of Statistics*, 32(3):962–994, 2004.

- David Donoho and Jiashun Jin. Higher criticism for large-scale inference, especially for rare and weak effects. *Statistical Science*, 30(1):1–25, 2015.
- David L. Donoho and Alon Kipnis. Higher criticism to compare two large frequency tables, with sensitivity to possible rare and weak differences. *The Annals of Statistics*, 50(3):1447–1472, 2022.
- Marc Hallin, Gilles Mordant, and Johan Segers. Multivariate goodness-of-fit tests based on Wasserstein distance. *Electronic Journal of Statistics*, 15(1):1328 – 1371, 2021.
- Megan L Head, Luke Holman, Rob Lanfear, Andrew T Kahn, and Michael D Jennions. The extent and consequences of p-hacking in science. *PLoS biology*, 13(3):e1002106, 2015.
- Peter J. Huber. Robust estimation of a location parameter. *The Annals of Mathematical Statistics*, 35(1):73 – 101, 1964.
- Andrej N Kolmogorov. Sulla determinazione empirica di una legge di distribuzione. *Giorn Dell’inst Ital Degli Att*, 4:89–91, 1933.
- Soheil Kolouri, Se Rim Park, Matthew Thorpe, Dejan Slepcev, and Gustavo K. Rohde. Optimal mass transport: Signal processing and machine-learning applications. *IEEE Signal Processing Magazine*, 34(4):43–59, 2017.
- E. L. Lehmann and Joseph P. Romano. *Testing Statistical Hypotheses*. Springer, third edition, 2005.
- Robert J McCann. A convexity principle for interacting gases. *Advances in Mathematics*, 128(1):153–179, 1997.
- Youssef Mroueh. Wasserstein style transfer. In *International Conference on Artificial Intelligence and Statistics*, volume 108, pages 842–852. PMLR, 2020.
- Axel Munk and Claudia Czado. Nonparametric validation of similar distributions and assessment of goodness of fit. *Journal of the Royal Statistical Society: Series B (Statistical Methodology)*, 60(1):223–241, 1998.
- Julien Rabin, Gabriel Peyré, Julie Delon, and Marc Bernot. Wasserstein barycenter and its application to texture mixing. In *Scale Space and Variational Methods in Computer Vision*, pages 435–446. Springer, 2012.
- N Smirnov. Sur les écarts de la courbe de distribution empirique. *Matematicheskii Sbornik*, 48(1):3–26, 1939.
- A. W. van der Vaart. *Asymptotic Statistics*. Cambridge University Press, 1998.
- Aad W. van der Vaart and Jon A. Wellner. *Weak Convergence and Empirical Processes: With Applications to Statistics*. Springer, 1996.
- Cédric Villani. *Topics in Optimal Transportation*. American Mathematical Society, 2003.

A Proofs

A.1 Proof of Lemma 2

Proof. Recall from Lemma 1 that $\mathbf{H}_n \rightsquigarrow \mathbf{H}$ in $\ell^\infty(0, 1)$. Now, define

$$\ell_m^\infty(0, 1) = \{h \in \ell^\infty(0, 1) : h \text{ is measurable}\},$$

then one can verify that $\ell_m^\infty(0, 1)$ is a closed subset of the Banach space $(\ell^\infty(0, 1), \|\cdot\|_\infty)$. Also, as the sample path of \mathbf{H}_n is always monotone and the sample path of \mathbf{H} is always continuous, \mathbf{H}_n and \mathbf{H} take values in $\ell_m^\infty(0, 1)$. Now, define a map $\mathcal{I}: \ell_m^\infty(0, 1) \rightarrow \mathbb{R}$ by

$$\mathcal{I}(h) = \int_0^1 |h(u)|^2 d\omega(u).$$

We claim that \mathcal{I} is continuous. To this end, consider a sequence $(h_n)_{n \in \mathbb{N}}$ in $\ell_m^\infty(0, 1)$ and $h \in \ell_m^\infty(0, 1)$ such that $\|h_n - h\|_\infty \rightarrow 0$. Then, $\sup_{n \in \mathbb{N}} \|h_n\|_\infty \leq M$ for some $M > 0$, hence the dominated convergence theorem shows that $\mathcal{I}(h_n) \rightarrow \mathcal{I}(h)$. Now, applying Theorem 3 (stated below), we conclude that $\mathcal{I}(\mathbf{H}_n) \rightsquigarrow \mathcal{I}(\mathbf{H})$, which proves (3.8). Similarly, for each $n \in \mathbb{N}$, define a map $\mathcal{E}_n: \ell_m^\infty(0, 1) \rightarrow \mathbb{R}$ by

$$\mathcal{E}_n(h) = \int_0^1 |(G^{-1} \circ F)(F^{-1}(u) + n^{-1/2}h(u)) - F^{-1}(u)|^2 d\omega(u).$$

For any sequence $(h_n)_{n \in \mathbb{N}}$ in $\ell_m^\infty(0, 1)$ and $h \in \ell_m^\infty(0, 1)$ such that $\|h_n - h\|_\infty \rightarrow 0$, we claim that

$$\mathcal{E}_n(h_n) \rightarrow \int_0^1 |G^{-1}(u) - F^{-1}(u)|^2 d\omega(u). \quad (\text{A.1})$$

Since G^{-1} is continuous almost everywhere on $(0, 1)$, we can see that $(G^{-1} \circ F)(F^{-1} + n^{-1/2}h_n)$ converges to G^{-1} almost everywhere; as ω is absolutely continuous with respect to the Lebesgue measure, this convergence holds ω -almost everywhere as well. As G^{-1} and F^{-1} are bounded on $(0, 1)$, the dominated convergence theorem shows (A.1). By Theorem 3,

$$\mathcal{E}_n(\mathbf{H}_n) \rightsquigarrow \int_0^1 |G^{-1}(u) - F^{-1}(u)|^2 d\omega(u),$$

showing (3.9). Lastly, to prove (3.10), for each $n \in \mathbb{N}$, define a map $\mathcal{J}_n: \ell_m^\infty(0, 1) \rightarrow \mathbb{R}$ by

$$\mathcal{J}_n(h) = \int_0^1 h(u) \cdot ((G^{-1} \circ F)(F^{-1}(u) + n^{-1/2}h(u)) - F^{-1}(u)) d\omega(u).$$

Also, define $\mathcal{J}: \ell_m^\infty(0, 1) \rightarrow \mathbb{R}$ by

$$\mathcal{J}(h) = \int_0^1 h(u) \cdot (G^{-1}(u) - F^{-1}(u)) d\omega(u).$$

Similarly to \mathcal{I} , one can verify that \mathcal{J} is continuous. Also, for any sequence $(h_n)_{n \in \mathbb{N}}$ in $\ell_m^\infty(0, 1)$ and $h \in \ell_m^\infty(0, 1)$ such that $\|h_n - h\|_\infty \rightarrow 0$, we can show that $\mathcal{J}_n(h_n) \rightarrow \mathcal{J}(h)$ by means of the dominated convergence theorem. Therefore, $\mathcal{J}_n(\mathbf{H}_n) \rightsquigarrow \mathcal{J}(\mathbf{H})$ holds by Theorem 3, hence (3.10) holds. \square

Theorem 3 (Extended Continuous Mapping Theorem). *Let \mathcal{H} and \mathcal{K} be metric spaces. Let \mathcal{H}_0 be a Borel subset of \mathcal{H} and consider a measurable map $\mathcal{I}: \mathcal{H}_0 \rightarrow \mathcal{K}$. Suppose there is a sequence $(\mathcal{I}_n)_{n \in \mathbb{N}}$ of maps from \mathcal{H}_0 to \mathcal{K} satisfying the following: for any sequence $(h_n)_{n \in \mathbb{N}}$ in \mathcal{H}_0 converging to some $h \in \mathcal{H}_0$, the sequence $(\mathcal{I}_n(h_n))_{n \in \mathbb{N}}$ converges to $\mathcal{I}(h)$ in \mathcal{K} . If a sequence $(H_n)_{n \in \mathbb{N}}$ of random elements in \mathcal{H} converges weakly to a tight measurable random element H in \mathcal{H} , where both H_n and H take values in \mathcal{H}_0 , the sequence $(\mathcal{I}_n(H_n))_{n \in \mathbb{N}}$ of random elements in \mathcal{K} converges weakly to the random element $\mathcal{I}(H)$ in \mathcal{K} .*

Remark 7. Theorem 3 is adapted from Theorem 1.11.1 of Vaart and Wellner [1996], where the latter uses separability instead of tightness. As tightness implies separability, we have stated Theorem 3 with tightness, which is sufficient in our analysis.

A.2 Proof of Theorem 2

Proof. For each $n \in \mathbb{N}$, let $\phi_n = (1 - \epsilon_n)\text{Id} + \epsilon_n G^{-1} \circ F$. As we are concerned with the limit distribution of $nW_{2,\omega}^2(P_n, P)$, we may assume $(X_n)_{n \in \mathbb{N}}$ is i.i.d. from P and let P_n be the empirical measure based on $\phi_n(X_1), \dots, \phi_n(X_n)$ as $\phi_n(X_1), \dots, \phi_n(X_n)$ also follow $H_1^{(n)}$. Now, let F_n^{-1} be the empirical quantile function based on X_1, \dots, X_n , then

$$\begin{aligned} \phi_n \circ F_n^{-1} - F^{-1} &= (1 - \epsilon_n)F_n^{-1} + \epsilon_n G^{-1} \circ F \circ F_n^{-1} - F^{-1} \\ &= (1 - \epsilon_n)n^{-1/2}\mathbf{H}_n + \epsilon_n((G^{-1} \circ F)(F^{-1} + n^{-1/2}\mathbf{H}_n) - F^{-1}), \end{aligned}$$

where $\mathbf{H}_n := \sqrt{n}(F_n^{-1} - F^{-1})$. Hence, using A_n, B_n, C_n defined in (3.3), (3.4), (3.5), respectively, we have

$$W_{2,\omega}^2(P_n, P) = (1 - \epsilon_n)^2 n^{-1} A_n + \epsilon_n^2 B_n + 2(1 - \epsilon_n)n^{-1/2} \epsilon_n C_n.$$

Case I: Suppose $n^{1/2}\epsilon_n \rightarrow 0$. Recall that we have shown in Lemma 2 that A_n, B_n , and C_n are weakly convergent. Note that

$$nW_{2,\omega}^2(P_n, P) = (1 - \epsilon_n)^2 A_n + (n^{1/2}\epsilon_n)^2 B_n + 2(1 - \epsilon_n)(n^{1/2}\epsilon_n)C_n.$$

As $(n^{1/2}\epsilon_n)^2 B_n, (n^{1/2}\epsilon_n)C_n \rightsquigarrow 0$, by Slutsky's theorem,

$$nW_{2,\omega}^2(P_n, P) \rightsquigarrow \lim_{n \rightarrow \infty} A_n = \int_0^1 |\mathbf{H}(u)|^2 d\omega(u).$$

Case II: Suppose $n^{1/2}\epsilon_n \rightarrow \infty$ and note that

$$\begin{aligned} n^{1/2}\epsilon_n^{-1} \left(W_{2,\omega}^2(P_n, P) - \epsilon_n^2 W_{2,\omega}^2(P, Q) \right) &= (1 - \epsilon_n)^2 (n^{1/2}\epsilon_n)^{-1} A_n \\ &\quad + n^{1/2}\epsilon_n (B_n - W_{2,\omega}^2(P, Q)) + 2(1 - \epsilon_n)C_n. \end{aligned}$$

First, notice that $(n^{1/2}\epsilon_n)^{-1} A_n \rightsquigarrow 0$. We claim $n^{1/2}\epsilon_n (B_n - W_{2,\omega}^2(P, Q)) \rightsquigarrow 0$. To this end, observe that

$$\begin{aligned} &B_n - W_{2,\omega}^2(P, Q) \\ &= \int_0^1 |(G^{-1} \circ F)(F^{-1}(u) + n^{-1/2}\mathbf{H}_n(u)) - F^{-1}(u)|^2 d\omega(u) \\ &\quad - \int_0^1 |G^{-1}(u) - F^{-1}(u)|^2 d\omega(u) \\ &= \int_0^1 |(G^{-1} \circ F)(F^{-1}(u) + n^{-1/2}\mathbf{H}_n(u)) - G^{-1}(u)|^2 d\omega(u) \\ &\quad + 2 \int_0^1 \left((G^{-1} \circ F)(F^{-1}(u) + n^{-1/2}\mathbf{H}_n(u)) - G^{-1}(u) \right) \cdot (G^{-1}(u) - F^{-1}(u)) d\omega(u) \\ &=: B_n^0 + 2B_n^*. \end{aligned}$$

Let L be the Lipschitz constant of $G^{-1} \circ F$, then

$$n^{1/2}\epsilon_n |B_n^*| \leq n^{1/2}\epsilon_n \int_0^1 L n^{-1/2} |\mathbf{H}_n(u)| \cdot |G^{-1}(u) - F^{-1}(u)| d\omega(u) \leq L \epsilon_n \sqrt{A_n} W_{2,\omega}^2(P, Q),$$

where $\epsilon_n \sqrt{A_n} \rightsquigarrow 0$ by Lemma 2, hence $n^{1/2}\epsilon_n B_n^* \rightsquigarrow 0$. Similarly,

$$n^{1/2}\epsilon_n |B_n^0| \leq n^{1/2}\epsilon_n \int_0^1 L^2 n^{-1} |\mathbf{H}_n(u)|^2 d\omega(u) = L^2 n^{-1/2} \epsilon_n A_n \rightsquigarrow 0,$$

hence $n^{1/2}\epsilon_n B_n^0 \rightsquigarrow 0$. Therefore, applying Slutsky's theorem, we have

$$\begin{aligned} n^{1/2}\epsilon_n^{-1} \left(W_{2,\omega}^2(P_n, P) - \epsilon_n^2 W_{2,\omega}^2(P, Q) \right) &\rightsquigarrow \lim_{n \rightarrow \infty} 2(1 - \epsilon_n)C_n \\ &= 2 \int_0^1 \mathbf{H}(u) \cdot (G^{-1}(u) - F^{-1}(u)) d\omega(u). \end{aligned}$$

Case III: Suppose $n^{1/2}\epsilon_n = \gamma$, then

$$nW_{2,\omega}^2(P_n, P) = (1 - \epsilon_n)^2 A_n + \gamma^2 B_n + 2(1 - \epsilon_n)\gamma C_n = (1 - \epsilon_n) \cdot ((1 - \epsilon_n)A_n + 2\gamma C_n) + \gamma^2 B_n.$$

We claim that

$$(1 - \epsilon_n)A_n + 2\gamma C_n \rightsquigarrow \int_0^1 |\mathbf{H}(u)|^2 d\omega(u) + 2\gamma \int_0^1 \mathbf{H}(u) \cdot (G^{-1}(u) - F^{-1}(u)) d\omega(u).$$

We apply the same argument used in the proof of Lemma 2; for each $n \in \mathbb{N}$, define $\mathcal{K}_n: \ell_m^\infty(0, 1) \rightarrow \mathbb{R}$ by

$$\begin{aligned} \mathcal{K}_n(h) &= (1 - \epsilon_n) \int_0^1 |h(u)|^2 d\omega(u) \\ &\quad + 2\gamma \int_0^1 h(u) \cdot ((G^{-1} \circ F)(F^{-1}(u) + n^{-1/2}h(u)) - F^{-1}(u)) d\omega(u). \end{aligned}$$

In the proof of Lemma 2, we have shown that

$$\mathcal{K}_n(h_n) \rightarrow \int_0^1 |h(u)|^2 d\omega(u) + 2\gamma \int_0^1 h(u) \cdot (G^{-1}(u) - F^{-1}(u)) d\omega(u)$$

for any sequence $(h_n)_{n \in \mathbb{N}}$ in $\ell_m^\infty(0, 1)$ and $h \in \ell_m^\infty(0, 1)$ such that $\|h_n - h\|_\infty \rightarrow 0$. Therefore, the extended continuous mapping theorem shows that

$$(1 - \epsilon_n)A_n + 2\gamma C_n = \mathcal{K}_n(\mathbf{H}_n) \rightsquigarrow \int_0^1 |\mathbf{H}(u)|^2 d\omega(u) + 2\gamma \int_0^1 \mathbf{H}(u) \cdot (G^{-1}(u) - F^{-1}(u)) d\omega(u).$$

Hence, by Slutsky's theorem,

$$\begin{aligned} nW_{2,\omega}^2(P_n, P) &= (1 - \epsilon_n) \cdot ((1 - \epsilon_n)A_n + 2\gamma C_n) + \gamma^2 B_n \\ &\rightsquigarrow \int_0^1 |\mathbf{H}(u)|^2 d\omega(u) + 2\gamma \int_0^1 \mathbf{H}(u) \cdot (G^{-1}(u) - F^{-1}(u)) d\omega(u) + \gamma^2 W_{2,\omega}^2(P, Q). \end{aligned}$$

□

A.3 Proof of Theorem 1

Proof. For the asymptotic Type I error, we invoke Proposition 1: letting P_n be the empirical measure based on X_1, \dots, X_n from $H_0^{(n)}$,

$$\text{the asymptotic Type I error} = \lim_{n \rightarrow \infty} \mathbb{P}(nW_{2,\omega}^2(P_n, P) > C_\alpha) = \mathbb{P}(A > C_\alpha) = 1 - \Psi(C_\alpha) = \alpha,$$

where A is the limit distribution of $nW_{2,\omega}^2(P_n, P)$ under $H_0^{(n)}$, namely, $A = (2.1)$. Here, weak convergence implies the above limit as the open set (C_α, ∞) is a continuity set of Ψ . Therefore, the asymptotic Type I error is α .

Next, we compute the asymptotic Type II error: assuming P_n be the empirical measure based on X_1, \dots, X_n from $H_1^{(n)}$,

$$\text{the asymptotic Type II error} = \lim_{n \rightarrow \infty} \mathbb{P}(nW_{2,\omega}^2(P_n, P) \leq C_\alpha).$$

If $n^{1/2}\epsilon_n \rightarrow 0$, we have shown in Theorem 2 that the limit distribution of $nW_{2,\omega}^2(P_n, P)$ is exactly A , hence

$$\lim_{n \rightarrow \infty} \mathbb{P}(nW_{2,\omega}^2(P_n, P) \leq C_\alpha) = \mathbb{P}(A \leq C_\alpha) = \Psi(C_\alpha) = 1 - \alpha.$$

If $n^{1/2}\epsilon_n \rightarrow \infty$, we apply Slutsky's theorem by multiplying $n^{-1/2}\epsilon_n^{-1}$ to both sides of (3.12), which yields

$$\epsilon_n^{-2} \left(W_{2,\omega}^2(P_n, P) - \epsilon_n^2 W_{2,\omega}^2(P, Q) \right) \rightsquigarrow 0.$$

In other words, $\epsilon_n^{-2} W_{2,\omega}^2(P_n, P)$ converges to a constant $W_{2,\omega}^2(P, Q) > 0$ under $H_1^{(n)}$, hence

$$\lim_{n \rightarrow \infty} \mathbb{P}(nW_{2,\omega}^2(P_n, P) \leq C_\alpha) = \lim_{n \rightarrow \infty} \mathbb{P}(\epsilon_n^{-2} W_{2,\omega}^2(P_n, P) \leq n^{-1} \epsilon_n^{-2} C_\alpha) = 0.$$

If $n^{1/2}\epsilon_n = \gamma > 0$, the limit distribution of $T_n := nW_{2,\omega}^2(P_n, P) - \gamma^2 W_{2,\omega}^2(P, Q)$ under $H_1^{(n)}$ is (2.2) by (3.13), hence

$$\lim_{n \rightarrow \infty} \mathbb{P}(nW_{2,\omega}^2(P_n, P) \leq C_\alpha) = \lim_{n \rightarrow \infty} \mathbb{P}(T_n \leq C_\alpha - \gamma^2 W_{2,\omega}^2(P, Q)) = \Psi_\gamma(C_\alpha - \gamma^2 W_{2,\omega}^2(P, Q)).$$

Here, weak convergence implies the above limit as the set $(-\infty, C_\alpha]$ is a continuity set of Ψ_γ . \square

Remark 8. As noted in Remark 2, we may replace the detection boundary $n^{1/2}\epsilon_n = \gamma > 0$ with $\lim_{n \rightarrow \infty} n^{1/2}\epsilon_n = \gamma > 0$ by modifying the proofs of Theorem 2 and 1.