

Solution To The Cosmic Rays Puzzle ?

Shlomo Dado and Arnon Dar
Physics Department, Technion, Haifa 32000, Israel

Recent observations provide compelling evidence that the bulk of the high energy cosmic rays (CRs) and gamma-ray bursts (GRBs) are co-produced by highly relativistic jets of plasmoids of stellar matter. These jets are launched by fall back matter on newly born neutron stars and stellar black holes in core collapse of stripped envelope massive stars with or without an associated supernova. The electrons in the plasmoids produce GRB pulses mainly by inverse Compton scattering of photons on their path, while magnetic reflection of the charged particles produces the high energy cosmic rays.

PACS numbers:

Cosmic rays (CRs) are mostly high energy, stable, charged particles (protons, nuclei and electrons) which reside in the interstellar and intergalactic space. They were discovered in 1912 by Victor Hess [1]. Their scattering by interstellar and intergalactic magnetic fields so far has prevented identification of their main sources, and the origin of their high energies is still debated. In 1949 Fermi suggested [2] that their high energies are acquired by being reflected from interstellar "magnetic mirrors" - magnetized clouds, which move slowly in random directions in the interstellar medium. However, CR particles may lose energy by synchrotron radiation faster than they gain by repeated magnetic reflections. Consequently, the original Fermi acceleration mechanism has been replaced by the so called Fermi shock acceleration [3-9]. In this model charged particles are assumed to gain energy by being scattered repeatedly between the upstream and downstream regions of strong shocks produced, e.g., by supernova shells expanding into the interstellar medium. This shock acceleration mechanism is widely believed to be the main origin of galactic and extragalactic cosmic rays.

An alternative model of CR acceleration [10-15], later called the cannonball (CB) model, unified the production of cosmic ray bursts (CRBs) and gamma ray bursts (GRBs). In this cannonball model, highly relativistic jets of plasmoids (CBs) of ordinary stellar matter are launched by fall back matter on a newly born neutron star or a stellar black hole in core collapse explosion of stripped envelope massive stars. GRBs are produced by inverse Compton scattering (ICS) of light photons on the path of the jet by the electrons in the plasmoids [16,17], while magnetic reflection of the charged particles by the plasmoids produce the high energy cosmic rays [10-15]. In the CB model, the CR knee is the maximum energy that CR particles of a given type (electrons, protons or nuclei) acquire in a single magnetic reflection. These knee energies depend only on the largest Lorentz factor of the plasmoids in such jets and on the mass of the CR particles. In the CB model, CRs with energy above their knee are CRs which were reflected backward from slower CBs or supernova shells which were ejected earlier. This interpretation is different from that adopted in the Fermi/shock acceleration models, where the CR

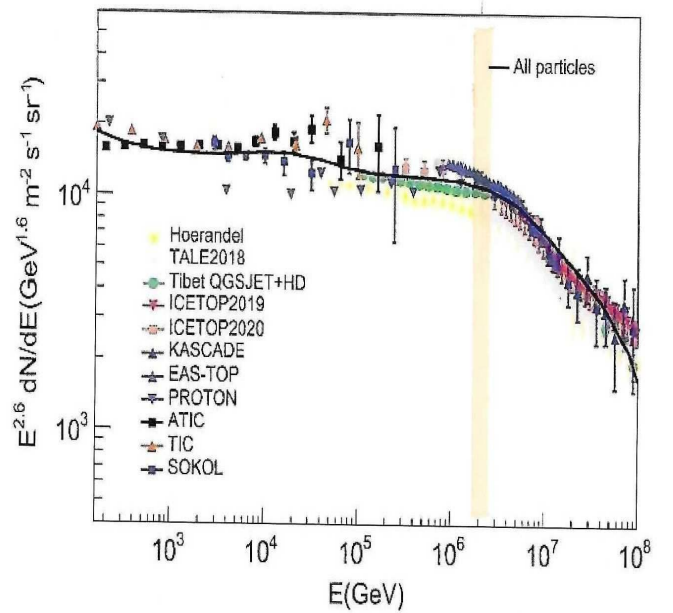


FIG. 1: The energy spectrum of cosmic ray nuclei around the cosmic ray knee reported in [18]. The knee energy of cosmic ray protons is indicated by the wide band around 2 PeV

knee depends on their rigidity $R = pc/Z$, namely on the momentum of the CR particle multiplied by the speed of light per unit charge.

The energy spectrum of high energy CRs from well below to well above the CR knee is shown in Figure 1 adopted from [18].

Until recently, the measured knee energies of individual cosmic ray nuclei were not accurate enough to conclude whether they depend on their masses, as expected in the CB model [13], or on their rigidities as expected in the Fermi/shock acceleration models. However, while the rigidities of high energy electrons and protons are practically equal, their masses are very different; $m_p/m_e \approx 1836$. In the CB model, that implied knee en-

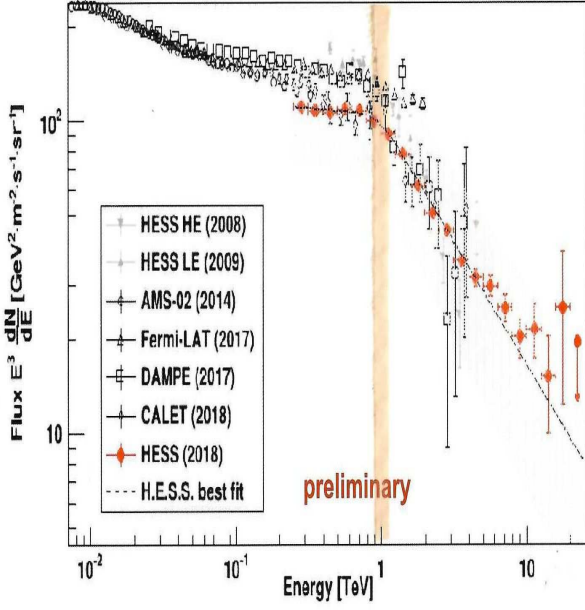


FIG. 2: The high energy spectrum of cosmic ray electrons compiled in [19]. The electron knee energy predicted by the CB model is indicated by the vertical band around 1 TeV.

ergies of high energy CR electrons which satisfy [13-15],

$$E_{knee}(e) \approx (m_e/m_p)E_{knee}(p) \approx 1 \text{ TeV}. \quad (1)$$

Fortunately, during the past decade, precise enough measurements of the energy spectrum of CR electrons were extended into the TeV range, in particular by the H.E.S.S [19,20], AMS [21], Fermi-LAT [22], DAMPE [23] and CALET [24] collaborations. As shown in Figure 2, they have confirmed the existence of a knee around ~ 1 TeV in the energy spectrum of high energy cosmic ray electrons, which was predicted by the CB model [13-15] from the observed knee around 2 PeV [18] in the energy spectrum of cosmic ray protons.

Moreover, the observed knees in the energy spectra of cosmic ray nuclei [18] and electrons [19-24] imply that the largest Lorentz factor of CBs fired ($t = 0$) by the main source of high energy CRs, is roughly,

$$\gamma_{max}(0) \approx \sqrt{E_{knee}(CR)/2m_{CR}c^2} \approx 1000. \quad (2)$$

In the CB model, this value of $\gamma_{max}(0)$ of CBs at launch is common to CR electrons and protons nearly at rest in the CBs. It allows two additional critical tests of the joint origin of CRBs and GRBs:

In the CB model, the largest time-averaged peak photon energy of a GRB at redshift z , which is produced by inverse Compton scattering (ICS) of optical photons ($\epsilon \approx 1.65$ eV, i.e., $\nu = 4 \times 10^{14}$ Hz) by CB electrons having $\gamma_{max} \approx 1000$, is given by

$$\max[(1+z)E_p] \approx 2(\gamma_{max})^2\epsilon \approx 3.3 \text{ MeV}. \quad (3)$$

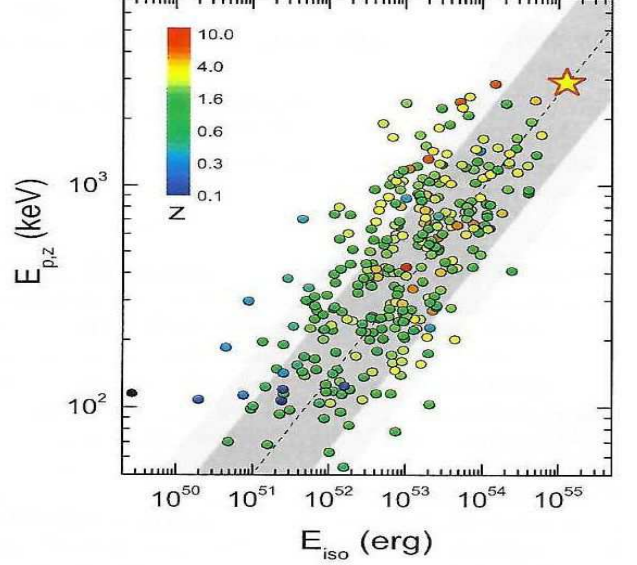


FIG. 3: The best fit Amati correlation reported in [25] for 315 long GRBs with known redshift observed by Konus-Wind. GRBs are represented by circles; the color of each data point represents the GRB redshift. The error bars are not shown for reasons of clarity. GRB221009A is indicated by a red star. The best fit Amati relation is plotted as a dashed line. The error bars are not shown for reasons of clarity.

This value is consistent with the measured $(1+z)E_p = 3503 \pm 133$ keV,[25] at the peak luminosity of the "brightest of all time" GRB 221009A at redshift $z = 0.151$.

Moreover, the time averaged peak photon energy $E_p \approx 2.912$ MeV and the isotropic equivalent energy release, $E_{iso} \approx (1.2 \pm 0.1) \times 10^{55}$ erg measured in GRB 221009A [25] are the record high values measured so far in a GRB. Such high values are estimated to be observed once in 10,000 years. They were shown [25] to be consistent with the best fit Amati correlation [26],

$$(1+z)E_p \propto [E_{iso}]^{0.42}, \quad (4)$$

in a sample of 315 Konus-Wind GRBs, which is shown in Figure 3.

In the CB model [17 for a review], far off axis GRBs, i.e., those which are viewed from angles that satisfy, $\theta^2\gamma^2 \gg 1$, have relatively low $(1+z)E_p$ and E_{iso} values which satisfy,

$$(1+z)E_p \propto [E_{iso}]^{1/3}. \quad (5)$$

Near axis GRBs, i.e., those with viewing angles that satisfy, $\theta^2\gamma^2 \leq 1$, have relatively large $(1+z)E_p$ and E_{iso} values and satisfy the correlation [26],

$$(1+z)E_p \propto [E_{iso}]^{1/2}. \quad (6)$$

Consequently, a mixed population of near axis and far off axis GRBs is expected to satisfy the Amati correlation

[26] with an average power-law index $(1/2+1/3)/2 \approx 0.42$. Indeed it is that reported in [25], and is shown in Figure 3. Moreover, a sum of two power laws corresponding to low and high values of $(1+z)E_p$,

$$(1+z)E_p = aE_{iso}^{1/3} + bE_{iso}^{1/2} \quad (7)$$

also describes well the mixed population of far off axis GRBs and near axis GRBs.

If the narrow jet of CR protons and nuclei encounters SN shell which was ejected earlier, it produces a narrow conical beam of short lived high energy pions and kaons along the axis of the much wider GRB cone. Such shells have sufficiently low densities for their decay into a narrow conical burst of high energy electron and muon neutrinos, electrons and gamma rays. Since the transverse momentum of their π and K mesons is of the order of their masses [27], their produced high energy neutrinos and gamma rays (in the source rest frame) are mainly within a cone of an opening angle $\approx m_\pi/\gamma m_p$. The high energy gamma rays from GRBs are attenuated by pair production on background photons [28], while the high energy neutrinos are not. But, both are emitted into a cone much narrower than that of the MeV gamma rays from a GRB. That, and the CB model estimate [13] of the flux of GRB neutrinos, imply that the chances to

detect on Earth an high energy (TeV) neutrino burst in coincidence with GRB MeV photons, are very small, as was found by IceCube [29]

Conclusions: The observed knee energies of cosmic ray protons and electrons together with the observed peak energy [25] in the time integrated gamma ray spectrum of the "brightest of all time" [30] GRB 221009A, provide compelling evidence that the bulk of the high energy cosmic rays and gamma-ray bursts (GRBs) are co-produced by highly relativistic jets of plasmoids of ordinary stellar matter. Such jets are launched by fall back matter on newly born neutron stars and stellar black holes in core collapse of stripped envelope massive stars, with and without an associated supernova. The electrons in the plasmoids produce the GRB pulses mainly by inverse Compton scattering of photons on their path [16,17], while magnetic reflection of the charged particles produces the bulk of the high energy CRs [11-15]. Complete understanding of how such highly relativistic jets of plasmoids are formed and why the maximum bulk motion Lorentz factor of their plasmoids is ≈ 1000 are still lacking.

Acknowledgement: We thank M. Moshe for a useful comment.

-
- [1] V. F. Hess, Phys. Zeit. 13, 1804 (1912).
- [2] E. Fermi, Phys. Rev. 75, 1169 (1949).
- [3] V. L. Ginzburg, S. I. Syrovatskii, The origin of cosmic rays; Pergamon Press: Oxford, UK, 1964.
- [4] G. F. Krymskii, Akademiia Nauk SSSR Doklady 234, 1306 (1977).
- [5] A. R. Bell, MNRAS 182, 147 (1978).
- [6] R. D. Blandford, D. Eichler, Phys. Rep. 154, 1 (1987).
- [7] E. G. Berezhko, G. F. Krymskii, Usp. Fiz. Nauk 154, 27. (1988).
- [8] S. P. Reynolds, Ann. Rev. Astronomy. Astrophysics. 46, 89 (2008).
- [9] V. G. Sinitsyna, V. Y. Sinitsyna, Universe 9(2), 98 (2023).
- [10] A. Dar, B. Z. Kozlovsky, S. Nussinov, R. Ramaty ApJ, 388, 164 (1992).
- [11] A. Dar, ApJ **500**, L93 (1998) [arXiv:astro-ph/9709231].
- [12] A. Dar, R. Plaga, A&A 349, 259 (1999) [arXiv:astro-ph/9902138].
- [13] A. Dar, A. De Rújula, Phys. Rept. 466, 179 (2008) [arXiv:hep-ph/0606199].
- [14] S. Dado, A. Dar, ApJ 812, 38 (2015) [arXiv:1502.01244].
- [15] A. De Rújula, PLB 790C, 444 (2019) [arXiv:1802.06626].
- [16] N. J. Shaviv, A. Dar, ApJ, 447, 863 (1995) [arXiv:astro-ph/9407039].
- [17] S. Dado, A. Dar, A. De Rújula, Universe 8 (7), 350 (2022), and references therein. [arXiv:2204.04128]
- [18] Pei-Pei Zhang, Yi-Qing Guo, Bing-Qiang Qiao, Wei Liu [arXiv:2112.04651].
- [19] D. Kerszberg, ICRC 2017.
- [20] F. Aharonian, et al. (H.E.S.S. Collab.) PRL 101, 261104 2008.
F. Aharonian, et al. (H.E.S.S. Collab.) A&A 508, 561 (2009).
- [21] M. Aguilar, et al. (AMS Collab.) PRL 113, 221102 (2014).
- [22] S. Abdollahi, et al. (Fermi-LAT Collab.) Phys. Rev. D 95, 082007 (2017).
- [23] J. Chang, et al. (DAMPE Collab.) Atropart. Phys. 95, 6 (2017).

- [24] O. Adriani, et al. (CALET Collab.) PRL 120, 261102 (2018) [arXiv:1806.0972].
- [25] D. Frederiks, D. Svinkin, A. L. Lysenko, S. Molokov, et al. ApJL 949,L7 (2023) [arXiv:2302.13383].
- [26] L. Amati, F. Frontera, M. Tavani, et al., A&A, 390, 81 (2002) [arXiv:astro-ph/0205230].
L. Amati, MNRAS, 372, 233 (2006) [arXiv:astro-ph/0601553].
L. Amati, F. Frontera, C. Guidorzi, A&A, 508, 173 (2009) [arXiv:0907.0384].
L. Amati, R. D'Agostino, O. Luongo, et al., MNRAS, 486, L46 (2019) [arXiv:1811.08934].
- [27] A. M. Sirunyan, et al. (CMS Collaboration) Phys. Rev. D 96, 112003 (2017)
- [28] R. J. Gould, G. Schrer, PRL 16, 252 (1966).
- [29] R. Abbasi, et al. (IceCube Collaboration) [arXiv:2205.11410].
- [30] E. Burns, D. S. Svinkin, E. Fenimore, et al., ApJL, 946, L31 (2023) [arXiv:2302.14037].