
Robust Nonparametric Regression under Poisoning Attack

Puning Zhao, Zhiguo Wan
Zhejiang Lab
Hangzhou, Zhejiang, China
{pnzhao, wanzhiguo}@zhejianglab.com

Abstract

This paper studies robust nonparametric regression, in which an adversarial attacker can modify the values of up to q samples from a training dataset of size N . Our initial solution is an M-estimator based on Huber loss minimization. Compared with simple kernel regression, i.e. the Nadaraya-Watson estimator, this method can significantly weaken the impact of malicious samples on the regression performance. We provide the convergence rate as well as the corresponding minimax lower bound. The result shows that, with proper bandwidth selection, ℓ_∞ error is minimax optimal. The ℓ_2 error is optimal if $q \lesssim \sqrt{N/\ln^2 N}$, but is suboptimal with larger q . The reason is that this estimator is vulnerable if there are many attacked samples concentrating in a small region. To address this issue, we propose a correction method by projecting the initial estimate to the space of Lipschitz functions. The final estimate is nearly minimax optimal for arbitrary q , up to a $\ln N$ factor.

1 Introduction

In the era of big data, it is common for some samples to be corrupted due to various reasons, such as transmission errors, system malfunctions, malicious attacks, etc. The values of these samples may be altered in any way, rendering many traditional machine learning techniques less effective. Consequently, evaluating the effects of these corrupted samples, and making corresponding robust strategies, have become critical tasks in the research community [1–10].

Among all types of data contamination, adversarial attack is of particular interest in recent years [11–17], in which there exists a malicious adversary who aims at deteriorating our model performance. With this goal, the attacker alters the values of some samples using a carefully designed strategy. Compared with other types of undesired samples, such as accidental errors or noise, adversarial samples are more challenging to deal with, since their values are altered deliberately instead of randomly. Therefore, any learning models that can withstand adversarial attacks should also be resilient to other corruptions.

Adversarial attack can be divided into *poisoning attack* [11–13], which manipulates training samples to damage the model, and *evasion attack* [14–17], which modifies test samples to generate wrong predictions. We focus on poisoning attack here. For classification problems, the labels can only be altered within several discrete values, thus the impact of poisoning samples is relatively limited [11, 18, 19]. However, regression problems are crucially different, since the response variable is continuous and can be altered arbitrarily far away from its ground truth. Without proper handling, even if only a tiny fraction of training samples are attacked, the model performance may drastically deteriorate. Therefore, for regression problems, defense strategies against poisoning attack are crucially needed.

Despite many previous works toward robust regression problems, most of them focus on parametric models [13, 20–22]. For example, there are several robust techniques for linear models, such as M-estimation [23], least median of squares [24], least trimmed squares [25], etc. However, for nonparametric methods such as kernel [26] and k nearest neighbor estimator, defense strategies against poisoning attack still need further exploration [27]. Actually, designing robust techniques is indeed more challenging for nonparametric methods than parametric one. For parametric models, the parameters are estimated using full dataset, while nonparametric methods have to rely on local training data around the query point. Even if the ratio of attacked samples among the whole dataset is small, the local anomaly ratio in the neighborhood of the query point can be large. As a result, the estimated function value at such query point can be totally wrong. Despite such difficulty, in many real scenarios, due to problem complexity or lack of prior knowledge, parametric models are not always available. Therefore, we hope to explore effective schemes to overcome the robustness issue of nonparametric regression.

In this paper, we provide a theoretical study about robust nonparametric regression problem under poisoning attack. In particular, we hope to investigate the theoretical limit of this problem, and design a method to achieve this limit. With this goal, we make the following contributions:

Firstly, we propose and analyze an estimator that minimizes a weighted Huber loss, which can be viewed as a combination of ℓ_1 and ℓ_2 loss functions, and thus achieves a tradeoff between consistency and adversarial robustness. It was originally proposed in [28], but to the best of our knowledge, it was not analyzed under adversarial setting. We show the convergence rate of both ℓ_2 and ℓ_∞ risk, under the assumption that the function to estimate is Lipschitz continuous, and the noise is sub-exponential. An interesting finding is that if $q \lesssim \sqrt{N/\ln^2 N}$, in which q is the maximum number of attacked samples, then the convergence rate is not affected by adversarial samples, i.e. the influence of poisoning samples on the overall risk is only up to a constant factor.

Secondly, we provide an information theoretic minimax lower bound, which indicates the underlying limit one can achieve, with respect to q and N . The minimax lower bound without adversarial samples can be derived using standard information theoretic methods [29]. Under adversarial attack, the estimation problem is harder, thus the lower bound in [29] may not be tight enough. We design some new techniques to derive a tighter one. The result shows that the initial estimator has optimal ℓ_∞ risk. If $q \lesssim \sqrt{N/\ln^2 N}$, then ℓ_2 risk is also minimax optimal. Nevertheless, for larger q , the ℓ_2 risk is not optimal, indicating that this estimator is still not perfect. We then provide an intuitive explanation of the suboptimality. Instead of attacking some randomly selected training samples, the best strategy for the attacker is to focus their attack within a small region. With this strategy, majority of training samples are altered here, resulting in wrong estimates. A simple remedy is to increase the kernel bandwidth to improve robustness. Nevertheless, this will introduce additional bias in other regions. It turns out that ℓ_∞ risk can be made optimal by adjusting the bandwidth, while ℓ_2 risk is always suboptimal. Actually, the drawback of the initial estimator is that it does not make full use of the continuity of regression function, and thus unable to correct the estimation.

Finally, motivated by the issues of the initial method mentioned above, we propose a corrected estimator. If the attack focuses on a small region, although the initial estimate fails here, the output elsewhere is still reliable. With the assumption that the underlying function is continuous, the value at such region can be inferred using the surrounding values. With such intuition, we propose a nonlinear filtering method, which makes minimal adjustment to the estimated function in ℓ_1 sense, to make it Lipschitz continuous. The corrected estimate is then proved to be nearly minimax optimal up to only a $\ln N$ factor.

The remainder of this paper is organized as follows. In section 2, we provide the problem statement as well as the initial estimator by Huber loss minimization. The upper bound and the minimax lower bound are shown in section 3. In section 4, we elaborate the corrected estimator, as well as related theoretical analysis. Numerical simulation results are shown in section 5. Finally, we discuss limitations and provide concluding remarks in section 6 and 7, respectively.

2 The Initial Estimator

Suppose $\mathbf{X}_1, \dots, \mathbf{X}_N \in \mathbb{R}^d$ be N independently and identically distributed training samples, generated from a common probability density function (pdf) f . For each sample \mathbf{X}_i , we can receive a

corresponding label Y_i :

$$Y_i = \begin{cases} \eta(\mathbf{X}_i) + W_i & \text{if } i \notin \mathcal{B} \\ \star & \text{otherwise,} \end{cases} \quad (1)$$

in which $\eta : \mathbb{R}^d \rightarrow \mathbb{R}$ is the unknown underlying function that we would like to estimate. W_i is the noise variable. For $i = 1, \dots, N$, W_i are independent, with zero mean and finite variance. \mathcal{B} is the set of indices of attacked samples. \star means some value determined by the attacker. For each normal sample \mathbf{X}_i , the received label is $Y_i = \eta(\mathbf{X}_i) + W_i$. However, if a sample is attacked, then Y_i can be arbitrary value determined by the attacker. The attacker can manipulate up to q samples, thus $|\mathcal{B}| \leq q$.

Our goal is opposite to the attacker. We hope to find an estimate $\hat{\eta}$ that is as close to η as possible, while the attacker aims at reducing the estimation accuracy using a carefully designed attack strategy. We consider white-box setting here, in which the attacker has complete access to the ground truth η , \mathbf{X}_i and W_i for all $i \in \{1, \dots, N\}$, as well as our estimation algorithm. Under this setting, we hope to design a robust regression method that resists to any attack strategies.

The quality of estimation is evaluated using ℓ_2 and ℓ_∞ loss, which is defined as

$$R_2[\hat{\eta}] = \mathbb{E} \left[\sup_{\mathcal{A}} (\hat{\eta}(\mathbf{X}) - \eta(\mathbf{X}))^2 \right], \quad (2)$$

$$R_\infty[\hat{\eta}] = \mathbb{E} \left[\sup_{\mathcal{A}} \sup_{\mathbf{x}} |\hat{\eta}(\mathbf{x}) - \eta(\mathbf{x})| \right], \quad (3)$$

in which \mathcal{A} denotes the attack strategy, \mathbf{X} denotes a random test sample that follows a distribution with pdf f . Our analysis can be easily generated to ℓ_p loss with arbitrary p .

The kernel regression, also called the Nadaraya-Watson estimator [26, 30] is

$$\hat{\eta}_{NW}(\mathbf{x}) = \frac{\sum_{i=1}^N K\left(\frac{\mathbf{x}-\mathbf{X}_i}{h}\right) Y_i}{\sum_{i=1}^N K\left(\frac{\mathbf{x}-\mathbf{X}_i}{h}\right)}, \quad (4)$$

in which K is the Kernel function, h is the bandwidth that will decrease with the increase of sample size N . $\hat{\eta}_0(\mathbf{x})$ can be viewed as a weighted average of the labels around \mathbf{x} . Without adversarial attack, such estimator converges to η [31]. However, (4) fails even if a tiny fraction of samples are attacked. The attacked labels can just set to be sufficiently large. As a result, $\hat{\eta}_0(\mathbf{x})$ could be far away from its truth.

Now we build the estimator based on Huber loss minimization. Similar method was proposed in [28], but to the best of our knowledge, the performance under adversarial setting has not been analyzed. We elaborate this method for completeness and notation consistency. We use $\hat{\eta}_0$ to denote the new estimator, which is designed as following:

$$\hat{\eta}_0(\mathbf{x}) = \arg \min_{|s| \leq M} \sum_{i=1}^N K\left(\frac{\mathbf{x}-\mathbf{X}_i}{h}\right) \phi(Y_i - s), \quad (5)$$

in which tie breaks arbitrarily if the minimum is not unique, and

$$\phi(u) = \begin{cases} u^2 & \text{if } |u| \leq T \\ 2T|u| - T^2 & \text{if } |u| > T \end{cases} \quad (6)$$

is the Huber cost function.

Here we have introduced two new parameters, namely, M and T . With $M \rightarrow \infty$ and $T \rightarrow \infty$, function ϕ becomes simple square loss, and it is straightforward to show that the resulting estimator (5) reduces to the Nadaraya-Watson estimator(4). M is a constant hyperparameter that does not change with sample size N . By restricting $|s| \leq M$, we avoid the estimated value from being too large. It would be better if M is larger than the upper bound of $|\eta(\mathbf{x})|$, so that the estimation is not truncated too much. T balances accuracy and robustness. Smaller T ensures robustness while sacrificing consistency, and vice versa. To achieve better tradeoff, T need to increase with the training sample size N . The best rate of the growth of T with respect to N depends on the strength of the tail of the noise distribution. In our theoretical analysis, we will show that under sub-exponential noise, $T \sim \ln N$ is optimal.

We would like to remark that apart from Huber loss minimization, there are other robust mean estimation methods, such as median-of-means (MoM) [32, 33] and trimmed means [34, 35]. However, it is not efficient to generalize these methods to nonparametric regression. For MoM, with up to q corrupted samples, it divides the data into at least $2q + 1$ groups and then calculate the median of the means of values in each group. Under the regression setting, since the distribution of attacked samples is unknown, we have to divide the data into $2q + 1$ groups within the neighborhood of each query point. As a result, the accuracy with N training samples with q contaminated is only comparable to those with $N/(2q + 1)$ clean samples, indicating that the MoM method is ineffective. Trimmed means method has similar problems. The threshold of the trimmed mean need to be set uniformly among the whole support, while the adversarial attack may focus on a small region. As a result, the parameter can not be tuned optimal everywhere. The nonconsistency at attacked region and the inefficiency at relatively cleaner regions are two problems that can not be avoided simultaneously. Consequently, these alternative approaches are less effective than the M-estimator based on Huber loss minimization.

Finally, we comment on the computation of the estimator (5). Note that ϕ is convex, therefore the minimization problem in (5) can be solved by gradient descent. The derivative of ϕ is

$$\phi'(u) = \begin{cases} 2u & \text{if } |u| \leq T \\ 2T & \text{if } u > T \\ -2T & \text{if } u < -T. \end{cases} \quad (7)$$

Based on (5) and (7), s can be updated using binary search. Denote ϵ as the required precision, then the number of iterations for binary search should be $O(\ln(M/\epsilon))$. Therefore, the computational complexity is higher than kernel regression up to a $\ln(M/\epsilon)$ factor.

3 Theoretical Analysis

This section proposes the theoretical analysis of the initial estimator (5) under adversarial setting. To begin with, we make some assumptions about the problem.

Assumption 1. (Problem Assumption) *there exists a compact set \mathcal{X} and several constants $L, \gamma, f_m, f_M, D, \alpha, \sigma$, such that the pdf f is supported at \mathcal{X} , and*

(a) (Lipschitz continuity) *For any $\mathbf{x}_1, \mathbf{x}_2 \in \mathcal{X}$, $|\eta(\mathbf{x}_1) - \eta(\mathbf{x}_2)| \leq L \|\mathbf{x}_1 - \mathbf{x}_2\|$;*

(b) (Bounded f and η) *For all $\mathbf{x} \in \mathcal{X}$, $f_m \leq f(\mathbf{x}) \leq f_M$ and $|\eta(\mathbf{x})| \leq M$, in which M is the parameter used in (5);*

(c) (Corner shape restriction) *For all $r < D$, $V(B(\mathbf{x}, r) \cap \mathcal{X}) \geq \alpha v_d r^d$, in which $B(\mathbf{x}, r)$ is the ball centering at \mathbf{x} with radius r , v_d is the volume of d dimensional unit ball, which depends on the norm we use;*

(d) (Sub-exponential noise) *The noise W_i is subexponential with parameter σ ,*

$$\mathbb{E}[e^{\lambda W_i}] \leq e^{\frac{1}{2}\sigma^2 \lambda^2}, \forall \lambda \leq \frac{1}{\sigma}, \quad (8)$$

for $i = 1, \dots, N$.

(a) is a common assumption for smoothness. (b) assumes that the pdf is bounded from both below and above. (c) prevents the shape of the corner of the support from being too sharp. Without assumption (c), the samples around the corner may not be enough, and the attacker can just attack the corner of the support. (d) requires that the noise is sub-exponential. If the noise assumption is weaker, e.g. only requiring the bounded moments of W_i up to some order, then the noise can be disperse. In this case, it will be harder to distinguish adversarial samples from clean samples. More discussions are provided in section 6.

We then make some restrictions on the kernel function K .

Assumption 2. (Kernel Assumption) *the kernel need to satisfy: (a) $\int K(\mathbf{u})d\mathbf{u} = 1$; (b) $K(\mathbf{u}) = 0, \forall \|\mathbf{u}\| > 1$; (c) $c_K \leq K(\mathbf{u}) \leq C_K$ for two constants c_K and C_K .*

(a) is actually not necessary, since from (5), the estimated value will not change if the kernel function is multiplied by a constant factor. This assumption is only for convenience of proof. (b) and (c)

actually requires that the kernel need to be somewhat close to the uniform function in the unit ball. Intuitively, if the attacker wants to modify the estimate at some \mathbf{x} , the best way is to change the response of sample i with large $K((\mathbf{X}_i - \mathbf{x})/h)$, in order to make strong impact on $\hat{\eta}(\mathbf{x})$. To defend against such attack, the upper bound of K should not be too large. Besides, to ensure that clean samples dominate corrupted samples everywhere, the effect of each clean sample on the estimation should not be too small, thus K also need to be bounded from below in its support.

Furthermore, recall that (5) has three parameters, i.e. h , T and M . We assume that these three parameters satisfy the following conditions.

Assumption 3. (*Parameter Assumption*) h , T , M need to satisfy (a) $h > \ln^2 N/N$; (b) $T \geq 4Lh + 16\sigma \ln N$; (c) $M > \sup_{\mathbf{x} \in \mathcal{X}} |\eta(\mathbf{x})|$.

(a) ensures that the number of samples whose distance to \mathbf{x} less than h is not too small. Actually, for a better tradeoff between bias and variance, h need to grow much faster than $\ln^2 N/N$. (b) requires that $T \sim \ln N$. Actually, the optimal growth rate of T depends on the distribution of noise. Recall that in Assumption 1(d), we assume that the distribution of noise is sub-exponential. If we use sub-Gaussian assumption instead, then it is enough for $T \sim \sqrt{\ln N}$. If the noise is further assumed to be bounded, then T can just be set to constant. (c) prevents the estimate from being truncated too much.

The upper bound of ℓ_2 error is derived under these assumptions. Denote $a \lesssim b$ if $a \leq Cb$ for some constant C that depends only on $L, M, \gamma, f_m, f_M, D, \alpha, \sigma, c_K, C_K$.

Theorem 1. *Under Assumption 1, 2 and 3,*

$$\mathbb{E} \left[\sup_{\mathcal{A}} (\hat{\eta}_0(\mathbf{X}) - \eta(\mathbf{X}))^2 \right] \lesssim \frac{T^2 q^2}{N^2 h^d} + h^2 + \frac{1}{N h^d}. \quad (9)$$

The detailed proof of Theorem 1 is shown in section 2 in the supplementary material. From the proof, it can also be observed that the effect of adversarial samples is higher when they concentrate at a small region instead of distributing uniformly over the whole support. Denote $B_h(\mathbf{x})$ as the ball centering at \mathbf{x} with radius h . Even if q/N is small, the proportion of attacked samples within $B(\mathbf{x}, h)$ for some \mathbf{x} may be large, which may result in large error at \mathbf{x} .

The next theorem shows the bound of ℓ_∞ error:

Theorem 2. *Under Assumption 1, 2, 3, if $K(\mathbf{u})$ is monotonic decreasing with respect to $\|\mathbf{u}\|$, then*

$$\mathbb{E} \left[\sup_{\mathcal{A}} \sup_{\mathbf{x}} |\hat{\eta}_0(\mathbf{x}) - \eta(\mathbf{x})| \right] \lesssim \frac{Tq}{N h^d} + h + \frac{\ln N}{\sqrt{N h^d}}. \quad (10)$$

The proof is in section 3 in the supplementary material. We then show the minimax lower bound, which indicates the information theoretic limit of the adversarial nonparametric regression problem. In general, it is impossible to design an estimator with convergence rate faster than the following bound.

Theorem 3. *Let \mathcal{F} be the collection of f, η, \mathbb{P}_N that satisfy Assumption 1, in which \mathbb{P}_N is the distribution of the noise W_1, \dots, W_N . Then*

$$\inf_{\hat{\eta}} \sup_{(f, \eta, \mathbb{P}_N) \in \mathcal{F}} \mathbb{E} \left[\sup_{\mathcal{A}} (\hat{\eta}(\mathbf{X}) - \eta(\mathbf{X}))^2 \right] \gtrsim \left(\frac{q}{N} \right)^{\frac{d+2}{d+1}} + N^{-\frac{2}{d+2}}, \quad (11)$$

and

$$\inf_{\hat{\eta}} \sup_{(f, \eta, \mathbb{P}_N) \in \mathcal{F}} \mathbb{E} \left[\sup_{\mathcal{A}} \sup_{\mathbf{x}} |\hat{\eta}(\mathbf{x}) - \eta(\mathbf{x})| \right] \gtrsim \left(\frac{q}{N} \right)^{\frac{1}{d+1}} + N^{-\frac{1}{d+2}}. \quad (12)$$

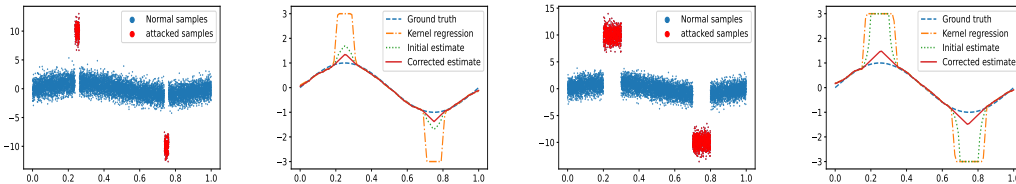
The proof is shown in section 4 in the supplementary material. In the right hand side of (11) and (12), $N^{-2/(d+2)}$ is the standard minimax lower bound for nonparametric estimation [29], which holds even if there are no adversarial samples. In the supplementary material, we only prove the lower bound with the first term in the right hand side of (11).

Compare Theorem 1, 2 and Theorem 3, we have the following findings. We claim that the upper and lower bound nearly match, if these two bounds match up to a polynomial of $\ln N$:

- From (10) and (12), with $h \sim \max\{(q/N)^{1/(d+1)}, N^{-1/(d+2)}\}$ and $T \sim \ln N$, the upper and minimax lower bound of ℓ_∞ error nearly match.
- If $q \lesssim \sqrt{N/\ln^2 N}$, from (9) and (11), let $h \sim N^{-\frac{2}{d+2}}$, the upper and minimax lower bound of ℓ_2 match. In fact, in this case, the convergence rate of (5) is the same as ordinary kernel regression without adversarial samples, i.e. $h^2 + 1/(Nh^d)$. With optimal selection of h , the rate becomes $N^{-2/(d+2)}$, which is just the standard rate for nonparametric statistics [29, 36].
- The ℓ_2 upper and lower bound no longer match if $q \gtrsim \sqrt{N/\ln^2 N}$. In this case, the optimal h in (9) is $h \sim (q \ln N/N)^{2/(d+2)}$, and resulting ℓ_2 error is $R_2 \lesssim (q \ln N/N)^{4/(d+2)}$, higher than the lower bound in (11).

This result indicates that the initial estimator (5) is optimal under ℓ_∞ , or under ℓ_2 with small q . However, under large number of adversarial samples, the ℓ_2 error becomes suboptimal.

Now we provide an intuitive understanding of the suboptimality of ℓ_2 risk with large q using a simple one dimensional example shown in Figure 1, with $N = 10000$, $h = 0.05$, $M = 3$, $f(x) = 1$ for $x \in (0, 1)$, $\eta(x) = \sin(2\pi x)$, and the noise follows standard normal distribution $\mathcal{N}(0, 1)$. For each x , denote $q_h(x)$, $n_h(x)$ as the number of attacked samples and total samples within $(x - h, x + h)$, respectively. For robust mean estimation problems, the breakdown point is $1/2$ [37], which also holds locally for nonparametric regression problem. Hence, if $q_h(x)/n_h(x) > 1/2$, the estimator will collapse and return erroneous values even if we use Huber cost. In (a), $q = 500$, among which 250 attacked samples are around $x = 0.25$, while others are around $x = 0.75$. In this case, $q_h(x)/n_h(x) < 1/2$ over the whole support. The curve of estimated function is shown in Fig 1(b). The estimate with (5) is significantly better than kernel regression. Then we increase q to 2000. In this case, $q_h(x)/n_h(x) > 1/2$ around 0.25 and 0.75 (Fig 1(c)), thus the estimate fails. The estimated function curve shows an undesirable spike (Fig 1(d)).



(a) Scatter plots with $q = 500$. (b) Estimated results with $q = 500$. (c) Scatter plots with $q = 2000$. (d) Estimated results with $q = 2000$.

Figure 1: A simple example with $q = 500$ and $q = 2000$. In (a) and (c), red dots are attacked samples, while blue dots are normal samples. In (b) and (d), four curves correspond to ground truth η , the result of kernel regression, initial estimate and corrected estimate, respectively. With $q = 500$, the initial estimate (5) works well. However, with $q = 2000$, the initial estimate fails, while the corrected regression works well.

The above example shows that the best strategy for attacker is to focus on altering values at a small region. In this case, the local ratio of attacked samples surpasses the breakdown point, resulting in a wrong estimate. With such strategy and sufficient q , the initial estimator (5) fails to be optimal. Actually, (5) does not make full use of the continuity property of regression function η , and thus unable to detect and remove the spikes. A simple remedy is to increase h so that $q_h(x)/n_h(x)$ becomes smaller. However, this solution will introduce additional bias. In the next section, we design a corrected estimator to improve (5), which will close the gap between upper and minimax lower bound with $q \gtrsim \sqrt{N/\ln^2 N}$.

4 Corrected Regression

In this section we propose and analyze a correction method to the initial estimator (5).

As has been discussed in section 3, the drawback of the initial estimator is that the continuity property of η is not used. Consequently, an intuitive solution is to filter out the spike, and estimate η here using

values in surrounding locations. Linear filter does not work here since the profile of the regression estimate will be blurred. Therefore, we propose a nonlinear filter as following. It conducts minimum correction (in ℓ_1 sense) to the initial result $\hat{\eta}_0$, while ensuring that the corrected estimate is Lipschitz. Formally, given the initial estimate $\hat{\eta}_0(\mathbf{x})$, our method solves the following optimization problem

$$\hat{\eta}_c = \arg \min_{\|\nabla g\|_\infty \leq L} \|\hat{\eta}_0 - g\|_1, \quad (13)$$

in which

$$\|\nabla g\|_\infty = \max \left\{ \left| \frac{\partial g}{\partial x_1} \right|, \dots, \left| \frac{\partial g}{\partial x_d} \right| \right\}. \quad (14)$$

In section 5 in the supplementary material, we prove that the solution to the optimization problem (13) is unique.

(13) can be viewed as the projection of the output of initial estimator (5) into the space of Lipschitz function. Here we would like to explain intuitively why we use ℓ_1 distance instead of other metrics in (13). Using the example in Fig.1(d) again, it can be observed that at the position of such spikes, $|\eta(\mathbf{x}) - g(\mathbf{x})|$ can be large. Other metrics such as ℓ_2 distance impose large costs here, thus somewhat prevents the removal of spikes. Hence ℓ_1 distance is preferred.

The estimation error of the corrected regression can be bounded by the following theorem.

Theorem 4. (1) Under the same conditions as Theorem 1,

$$\mathbb{E} \left[\sup_{\mathcal{A}} (\hat{\eta}_c(\mathbf{X}) - \eta(\mathbf{X}))^2 \right] \lesssim \left(\frac{q \ln N}{N} \right)^{\frac{d+2}{d+1}} + h^2 + \frac{\ln N}{Nh^d}. \quad (15)$$

(2) Under the same conditions as Theorem 2,

$$\mathbb{E} \left[\sup_{\mathcal{A}} \sup_{\mathbf{x}} |\hat{\eta}_c(\mathbf{x}) - \eta(\mathbf{x})| \right] \lesssim \frac{Tq}{Nh^d} + h + \frac{\ln N}{\sqrt{Nh^d}}. \quad (16)$$

The proof is shown in section 6 in the supplementary material. Compared with Theorem 3, with $T \sim \ln N$ and a proper h , the upper and lower bound nearly match.

Now we discuss the practical implementation. (13) can not be calculated directly for a continuous function. Therefore, we find a approximate numerical solution instead. The detail of practical implementation is shown in section 1 in the supplementary material.

5 Numerical Examples

In this section we show some numerical experiments. In particular, we show the curve of the growth of mean square error over the attacked sample size q .

For each case, we generate $N = 10000$ training samples, with each sample follows uniform distribution in $[0, 1]^d$. The kernel function is

$$K(u) = 2 - |u|, \forall |u| \leq 1. \quad (17)$$

We compare the performance of kernel regression, the median-of-means method, initial estimate, and the corrected estimation under multiple attack strategies. For kernel regression, the output is $\max(\min(\hat{\eta}_{NW}, M), -M)$, in which $\hat{\eta}_{NW}$ is the simple kernel regression defined in (4). We truncate the result into $[-M, M]$ for a fair comparison with robust estimators. For the median-of-means method, we divide the training samples into 20 groups randomly, and then conduct kernel regression for each group and then find the median, i.e.

$$\hat{\eta}_{MoM} = \text{Clip}(\text{med}(\{\hat{\eta}_{NW}^{(1)}, \dots, \hat{\eta}_{NW}^{(m)}\}), [-M, M]). \quad (18)$$

For the initial estimator (5), the parameters are $T = 1$ and $M = 3$. The corrected estimate uses (3) in the supplementary material. For $d = 1$, the grid count is $m = 50$. For $d = 2$, $m_1 = m_2 = 20$. Consider that the optimal bandwidth need to increase with the dimension, in (4), the bandwidths of all these four methods are set to be $h = 0.03$ for one dimensional distribution, and $h = 0.1$ for two dimensional case.

The attack strategies are designed as following. Let $q = 500k$ for $k = 0, 1, \dots, 10$.

Definition 1. There are three strategies, namely, random attack, one directional attack, and concentrated attack, which are defined as following:

(1) *Random Attack.* The attacker randomly select q samples among the training data to attack. The value of each attacked sample is -10 or 10 with equal probability;

(2) *One directional Attack.* The attacker randomly select q samples among the training data to attack. The value of all attacked samples are 10 ;

(3) *Concentrated Attack.* The attacker pick two random locations $\mathbf{c}_1, \mathbf{c}_2$ that are uniformly distributed in $[0, 1]^d$. For $\lfloor q/2 \rfloor$ samples that are closest to \mathbf{c}_1 , modify their values to 10 . For $\lfloor q/2 \rfloor$ samples that are closest to \mathbf{c}_2 , modify their values to -10 .

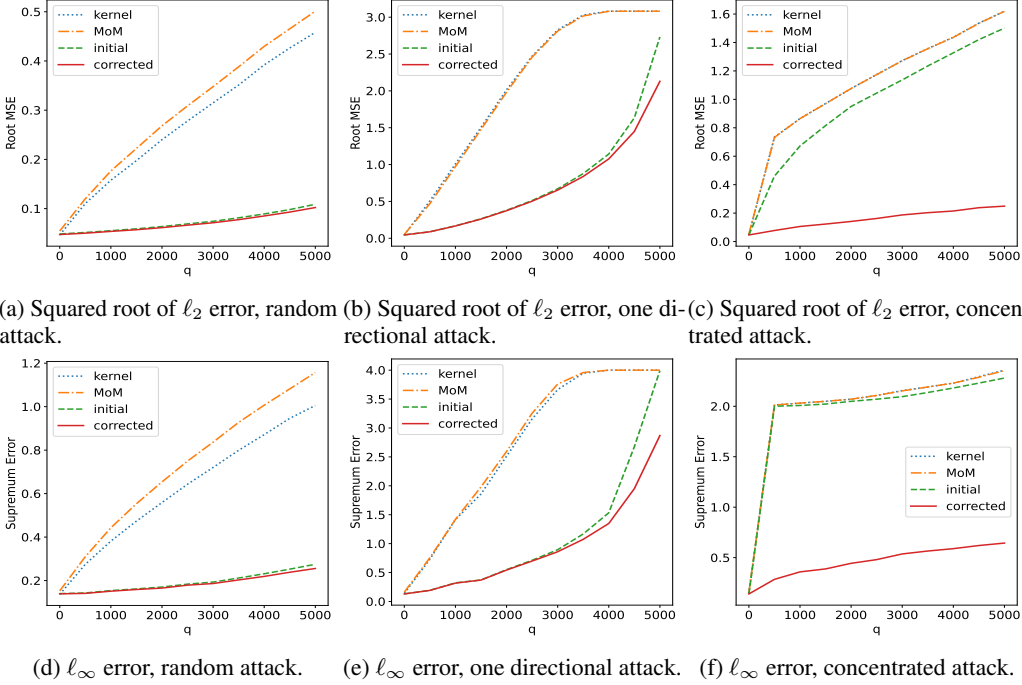


Figure 2: Comparison of ℓ_2 and ℓ_∞ error between various methods for one dimensional distribution.

For one dimensional distribution, let the ground truth be

$$\eta_1(x) = \sin(2\pi x). \quad (19)$$

For two dimensional distribution,

$$\eta(\mathbf{x}) = \sin(2\pi x_1) + \cos(2\pi x_2). \quad (20)$$

The noise follows standard Gaussian distribution $\mathcal{N}(0, 1)$. The performances are evaluated using square root of ℓ_2 error, as well as ℓ_∞ error. The results are shown in Figure 2 and 3 for one and two dimensional distributions, respectively. In these figures, each point is the average over 1000 independent trials.

Figure 2 and 3 show that the simple kernel regression (blue dotted line) fails under poisoning attack. The ℓ_2 and ℓ_∞ error grows fast with the increase of q . Besides, traditional median-of-means does not improve over kernel regression. Moreover, the initial estimator (5) (orange dash-dot line) shows significantly better performance than kernel estimator under random and one directional attack, as are shown in Fig.2 and 3, (a), (b), (d), (e). However, if the attacked samples concentrate around some centers, then the initial estimator fails. Compared with kernel regression, there is some but limited improvement for (5). Finally, the corrected estimator (red solid line) performs well under all attack strategies. Under random attack, the corrected estimator performs nearly the same as initial one. For one directional attack, the corrected estimator performs better than the initial one with large q . Under concentrated attack, the correction shows significant improvement. These results are consistent with our theoretical analysis.

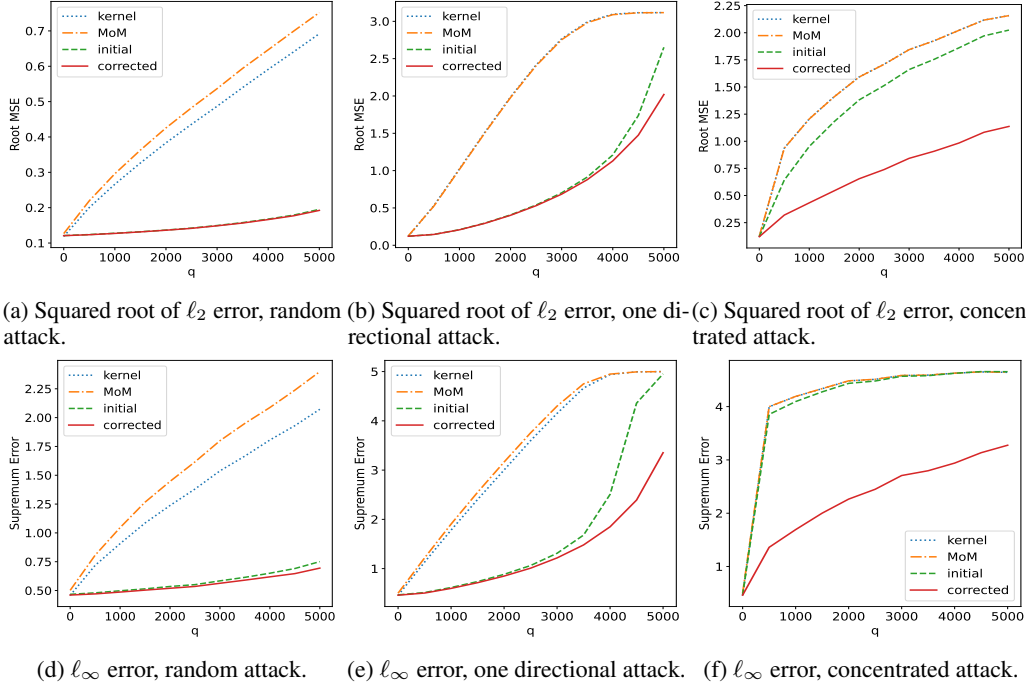


Figure 3: Comparison of ℓ_2 and ℓ_∞ error between various methods for one dimensional distribution.

6 Limitations

The major limitation is that for high dimensional feature distributions, the corrected estimator can be computationally expensive, since the number of grids grows exponentially with the dimensionality.

Moreover, our theoretical results rely on Assumption 1. Nevertheless, it is not hard to generalize these assumptions. For (a), we can use a local polynomial method to improve the convergence rate if η satisfies higher order of smoothness. (b) limits the feature distribution. Actually, our analysis can be extended to heavy tail cases, in which the bandwidth can be made adaptive, such as [38, 39]. In order to achieve better tradeoff between bias and variance, in the regions with high pdf, bandwidth h need to be smaller, and vice versa. Currently, we only focus on distributions without tails. (d) requires that the noise is sub-exponential. Such restriction can also be extended to the case in which the noise is only assumed to have bounded moments. In this case, we can let T grow faster with N . Despite that we are convinced that all these assumptions can be extended with some modification, the current results focus on a simpler situation.

7 Conclusion

In this paper, we have provided a theoretical analysis of robust nonparametric regression problem under adversarial attack. In particular, we have derived the convergence rate of an M-estimator based on Huber loss minimization. We have also derived the information theoretic minimax lower bound, which is the underlying limit of robust nonparametric regression. The result shows that the initial estimator has minimax optimal ℓ_∞ risk. With $q \lesssim \sqrt{N/\ln^2 N}$, in which q is the number of adversarial samples, ℓ_2 risk is also optimal. However, for large q , the initial estimator becomes suboptimal. In particular, if the attacker focus their attack around some centers, then the resulting estimate shows some undesirable spikes at these centers. Actually, the drawback of initial estimator is that it does not make full use of the continuity of regression function, and hence unable to detect spikes and correct the estimate. Motivated by such discussion, we have proposed a correction technique, which is a nonlinear filter that projects the estimated function into the space of Lipschitz functions. Our theoretical analysis shows that the corrected estimator is minimax optimal even for large q . Numerical experiments validate our theoretical analysis.

References

- [1] Natarajan, N., I. S. Dhillon, P. K. Ravikumar, et al. Learning with noisy labels. In *Advances in Neural Information Processing Systems*, vol. 26. 2013.
- [2] Van Rooyen, B., R. C. Williamson. A theory of learning with corrupted labels. *J. Mach. Learn. Res.*, 18(1):8501–8550, 2017.
- [3] Jiang, L., Z. Zhou, T. Leung, et al. Mentornet: Learning data-driven curriculum for very deep neural networks on corrupted labels. In *International conference on machine learning*, pages 2304–2313. PMLR, 2018.
- [4] Liu, T., D. Tao. Classification with noisy labels by importance reweighting. *IEEE Transactions on pattern analysis and machine intelligence*, 38(3):447–461, 2015.
- [5] Gao, W., B.-B. Yang, Z.-H. Zhou. On the resistance of nearest neighbor to random noisy labels. *arXiv preprint arXiv:1607.07526*, 2016.
- [6] Menon, A., B. Van Rooyen, C. S. Ong, et al. Learning from corrupted binary labels via class-probability estimation. In *International conference on machine learning*, pages 125–134. PMLR, 2015.
- [7] Patrini, G., F. Nielsen, R. Nock, et al. Loss factorization, weakly supervised learning and label noise robustness. In *International Conference on Machine Learning*, pages 708–717. PMLR, 2016.
- [8] Van Rooyen, B., A. Menon, R. C. Williamson. Learning with symmetric label noise: The importance of being unhinged. In *Advances in Neural Information Processing Systems*, vol. 28. 2015.
- [9] Wang, R., T. Liu, D. Tao. Multiclass learning with partially corrupted labels. *IEEE transactions on neural networks and learning systems*, 29(6):2568–2580, 2017.
- [10] Reeve, H., A. Kabán. Fast rates for a knn classifier robust to unknown asymmetric label noise. In *International Conference on Machine Learning*, pages 5401–5409. PMLR, 2019.
- [11] Biggio, B., B. Nelson, P. Laskov. Poisoning attacks against support vector machines. In *International Conference on Machine Learning*. 2012.
- [12] Xiao, H., B. Biggio, G. Brown, et al. Is feature selection secure against training data poisoning? In *International Conference on Machine Learning*, pages 1689–1698. PMLR, 2015.
- [13] Jagielski, M., A. Oprea, B. Biggio, et al. Manipulating machine learning: Poisoning attacks and countermeasures for regression learning. In *2018 IEEE symposium on security and privacy (SP)*, pages 19–35. IEEE, 2018.
- [14] Szegedy, C., W. Zaremba, I. Sutskever, et al. Intriguing properties of neural networks. In *International Conference on Learning Representations*. 2014.
- [15] Goodfellow, I. J., J. Shlens, C. Szegedy. Explaining and harnessing adversarial examples. In *International Conference on Learning Representations*. 2015.
- [16] Madry, A., A. Makelov, L. Schmidt, et al. Towards deep learning models resistant to adversarial attacks. In *International Conference on Learning Representations*. 2018.
- [17] Mao, C., Z. Zhong, J. Yang, et al. Metric learning for adversarial robustness. In *Advances in Neural Information Processing Systems*, vol. 32. 2019.
- [18] Steinhardt, J., P. W. W. Koh, P. S. Liang. Certified defenses for data poisoning attacks. In *Advances in Neural Information Processing Systems*, vol. 30. 2017.
- [19] Koh, P. W., P. Liang. Understanding black-box predictions via influence functions. In *International Conference on Machine Learning*, pages 1885–1894. PMLR, 2017.
- [20] Ribeiro, A. H., T. B. Schön. Overparameterized linear regression under adversarial attacks. *IEEE Transactions on Signal Processing*, 71:601–614, 2023.
- [21] Lecué, G., M. Lerasle. Robust machine learning by median-of-means: theory and practice. *Annals of Statistics*, 2020.
- [22] Liu, C., B. Li, Y. Vorobeychik, et al. Robust linear regression against training data poisoning. In *Proceedings of the 10th ACM workshop on artificial intelligence and security*, pages 91–102. 2017.

- [23] Huber, P. J. *Robust Statistics*. John Wiley & Sons, 1981.
- [24] Rousseeuw, P. J. Least median of squares regression. *Journal of the American statistical association*, 79(388):871–880, 1984.
- [25] Rousseeuw, P. J., A. M. Leroy. *Robust regression and outlier detection*. John wiley & sons, 2005.
- [26] Nadaraya, E. A. On estimating regression. *Theory of Probability & Its Applications*, 9(1):141–142, 1964.
- [27] Salibian-Barrera, M. Robust nonparametric regression: review and practical considerations. *arXiv preprint arXiv:2211.08376*, 2022.
- [28] Hall, P., M. Jones. Adaptive m-estimation in nonparametric regression. *Annals of Statistics*, pages 1712–1728, 1990.
- [29] Tsybakov, A. B. *Introduction to Nonparametric Estimation*. Springer Series in Statistics, 2009.
- [30] Watson, G. S. Smooth regression analysis. *Sankhyā: The Indian Journal of Statistics, Series A*, pages 359–372, 1964.
- [31] Devroye, L. P. The uniform convergence of the nadaraya-watson regression function estimate. *Canadian Journal of Statistics*, 6(2):179–191, 1978.
- [32] Nemirovskij, A. S., D. B. Yudin. Problem complexity and method efficiency in optimization. *Wiley-Interscience Series in Discrete Mathematics*, 1983.
- [33] Ben-Hamou, A., A. Guyader. Robust non-parametric regression via median-of-means. *arXiv preprint arXiv:2301.10498*, 2023.
- [34] Bickel, P. J. On some robust estimates of location. *The Annals of Mathematical Statistics*, pages 847–858, 1965.
- [35] Dhar, S., P. Jha, P. Rakshit. The trimmed mean in non-parametric regression function estimation. *Theory of Probability and Mathematical Statistics*, 107:133–158, 2022.
- [36] Krzyzak, A. The rates of convergence of kernel regression estimates and classification rules. *IEEE Transactions on Information Theory*, 32(5):668–679, 1986.
- [37] Andrews, D. F., F. R. Hampel. *Robust estimates of location: Survey and advances*, vol. 1280. Princeton University Press, 2015.
- [38] Herrmann, E. Local bandwidth choice in kernel regression estimation. *Journal of Computational and Graphical Statistics*, 6(1):35–54, 1997.
- [39] Zhao, P., L. Lai. Minimax rate optimal adaptive nearest neighbor classification and regression. *IEEE Transactions on Information Theory*, 67(5):3155–3182, 2021.
- [40] Mack, Y.-p., B. W. Silverman. Weak and strong uniform consistency of kernel regression estimates. *Zeitschrift für Wahrscheinlichkeitstheorie und verwandte Gebiete*, 61:405–415, 1982.
- [41] Jiang, H. Uniform convergence rates for kernel density estimation. In *International Conference on Machine Learning*, pages 1694–1703. PMLR, 2017.
- [42] —. Non-asymptotic uniform rates of consistency for k-nn regression. In *Proceedings of the AAAI Conference on Artificial Intelligence*, vol. 33, pages 3999–4006. 2019.

In this appendix, section A shows our implementation of the corrected estimator. Other sections are proofs of the theoretical results.

A Implementation of Corrected Estimator

The corrected estimation is

$$\hat{\eta}_c = \arg \min_{\|\nabla g\|_\infty \leq L} \|\hat{\eta}_0 - g\|_1. \quad (21)$$

In this section, we find a approximate numerical solution instead. In particular, we only optimize g at grid points that are dense enough, and the values elsewhere can be simply calculated via interpolation. The grid points are set to be $\mathbf{x}_{j_1, \dots, j_d} = \mathbf{x}_0 + (j_1, \dots, j_d)a$, with indices $j_k \in \{1, \dots, m_k\}$, m_k is the grid count along k -th dimension. \mathbf{x}_0 and m_k need to satisfy

$$x_{0k} \leq \inf_{\mathbf{x} \in \mathcal{X}} x_k, \quad (22)$$

$$x_{0k} + m_k a \geq \sup_{\mathbf{x} \in \mathcal{X}} x_k, \quad (23)$$

so that these grid points cover the whole support. a is the grid size. Denote $\mathbf{j} = (j_1, \dots, j_d)$, $g_{\mathbf{j}} = g(\mathbf{x}_{\mathbf{j}})$, and $r_{\mathbf{j}} = \hat{\eta}_0(\mathbf{x}_{\mathbf{j}})$. Then the discretized optimization problem can be formulated as following:

$$\begin{aligned} & \underset{g}{\text{minimize}} && \sum_{\mathbf{j}} |g_{\mathbf{j}} - r_{\mathbf{j}}| \\ & \text{subject to} && |g_{\mathbf{j}} - g_{\mathbf{j}'}| \leq La, \forall \|\mathbf{j}' - \mathbf{j}\| = 1, \end{aligned} \quad (24)$$

in which $\|\mathbf{j}' - \mathbf{j}\| = \sum_{k=1}^d |j'_k - j_k|$. With sufficiently small a , the discretized problem approximates (21) well. (24) can be solved simply by optimizing each $g_{\mathbf{j}}$ iteratively.

B Proof of Theorem 1: ℓ_2 Convergence of Initial Estimator

This section proves the convergence rate of the initial estimator

$$\hat{\eta}_0(\mathbf{x}) = \arg \min_{|s| \leq M} \sum_{i=1}^N K\left(\frac{\mathbf{x} - \mathbf{X}_i}{h}\right) \phi(Y_i - s). \quad (25)$$

To begin with, we use the following notations.

Definition 2. Define

$$B_h(\mathbf{x}) = \{\mathbf{u} \mid \|\mathbf{u} - \mathbf{x}\| < h\} \quad (26)$$

as the ball centering at \mathbf{x} with radius h ,

$$q_h(\mathbf{x}) = \#\{i \mid \mathbf{X}_i \in B_h(\mathbf{x})\} \quad (27)$$

as the number of attacked samples within $B_h(\mathbf{x})$,

$$I_h(\mathbf{x}) = \{i \mid \mathbf{X}_i \in B_h(\mathbf{x})\} \quad (28)$$

as the set of the indices of all samples within $B_h(\mathbf{x})$, and

$$n_h(\mathbf{x}) = |I_h(\mathbf{x})| \quad (29)$$

as the total number of samples within $B_h(\mathbf{x})$.

Definition 3. Define $a(\mathbf{x})$, $b(\mathbf{x})$ as

$$a(\mathbf{x}) = \arg \min_{|s| \leq M} \sum_{i \in I_h(\mathbf{x})} K\left(\frac{\mathbf{x} - \mathbf{X}_i}{h}\right) \phi(\eta(\mathbf{X}_i) + W_i - s), \quad (30)$$

$$b(\mathbf{x}) = \arg \min_{|s| \leq M} \sum_{i \in I_h(\mathbf{x})} K\left(\frac{\mathbf{x} - \mathbf{X}_i}{h}\right) (\eta(\mathbf{X}_i) + W_i - s)^2, \quad (31)$$

$a(\mathbf{x})$ is the estimated value with no adversarial attacks. $b(\mathbf{x})$ is just the ordinary kernel regression estimates clipped into $[-M, M]$. Then

$$|\hat{\eta}_0(\mathbf{x}) - \eta(\mathbf{x})| \leq |\hat{\eta}_0(\mathbf{x}) - a(\mathbf{x})| + |a(\mathbf{x}) - b(\mathbf{x})| + |b(\mathbf{x}) - \eta(\mathbf{x})|. \quad (32)$$

Note that $a(\mathbf{x})$ and $b(\mathbf{x})$ is not affected by the behavior of the attacker. Hence

$$\begin{aligned} R &= \mathbb{E} \left[\sup_{\mathcal{A}} (\hat{\eta}_0(\mathbf{X}) - \eta(\mathbf{X}))^2 \right] \\ &\leq 3\mathbb{E} \left[\sup_{\mathcal{A}} (\hat{\eta}_0(\mathbf{X}) - a(\mathbf{X}))^2 \right] + 3\mathbb{E} [(a(\mathbf{X}) - b(\mathbf{X}))^2] + 3\mathbb{E} [(b(\mathbf{X}) - \eta(\mathbf{X}))^2] \\ &:= 3(I_1 + I_2 + I_3), \end{aligned} \quad (33)$$

now we bound these three terms separately.

Bound of I_1 . Define a new random variable

$$Z = 2Lh + \max_{i \in [N]} W_i - \min_{i \in [N]} W_i, \quad (34)$$

in which $[N] = \{1, \dots, N\}$. Then Z can be bounded using the following lemma.

Lemma 1. *If $t > 2Lh$, then*

$$P(Z > t) \leq 2 \exp \left[- \min \left\{ \frac{(t - 2Lh)^2}{8\sigma^2}, \frac{t - 2Lh}{4\sigma} \right\} + \ln N \right], \quad (35)$$

and for $t > 2Lh + 4\sigma \ln N$,

$$\mathbb{E}[Z^2 \mathbf{1}(Z > t)] \leq 2N(t^2 + 32\sigma^2 + 8t\sigma) e^{-\frac{t-2Lh}{4\sigma}}. \quad (36)$$

Given Z , $|\hat{\eta}_0(\mathbf{x}) - a(\mathbf{x})|$ can be bounded. Define

$$r(\mathbf{x}) = \frac{C_K q_h(\mathbf{x})}{c_K (n_h(\mathbf{x}) - q_h(\mathbf{x}))}, \quad (37)$$

in which n_h is defined in (29), and

$$n_0 = \frac{1}{2} \alpha f_m v_d h^d N. \quad (38)$$

Then the following lemmas hold:

Lemma 2. *If $r(\mathbf{x}) \leq (T - Z)/(T + Z)$, then $|\hat{\eta}_0(\mathbf{x}) - a(\mathbf{x})| \leq (T + Z)r(\mathbf{x})$.*

Lemma 3. *Under the following three conditions:*

(a) $n_h(\mathbf{x}) \geq n_0$, in which v_d is the volume of d dimensional unit ball;

(b) $Z \leq 2Lh + 8\sigma \ln N$;

(c) $q_h(\mathbf{x}) \leq c_K n_0 / (3C_K + c_K)$,

then

$$|\hat{\eta}_0(\mathbf{x}) - a(\mathbf{x})| \leq \frac{2TC_K q_h(\mathbf{x})}{c_K n_0}. \quad (39)$$

Moreover, since $|\hat{\eta}_0(\mathbf{x})| \leq M$, and according to Assumption 1(b), $|\eta(\mathbf{x})| \leq M$, $|\hat{\eta}_0(\mathbf{x})| \leq 2M$ always hold, regardless of whether the conditions (a)-(c) in Lemma 3 are satisfied. Therefore

$$\begin{aligned} I_1 &= \mathbb{E} \left[\sup_{\mathcal{A}} (\hat{\eta}_0(\mathbf{X}) - a(\mathbf{X}))^2 \right] \\ &= \mathbb{E} \left[\sup_{\mathcal{A}} \int (\hat{\eta}_0(\mathbf{x}) - a(\mathbf{x}))^2 f(\mathbf{x}) d\mathbf{x} \right] \\ &\leq \frac{4C_K^2 T^2}{c_K^2 n_0^2} f_M \sup_{\mathcal{A}} \int q_h^2(\mathbf{x}) d\mathbf{x} + 4M^2 [P(n_h(\mathbf{x}) < n_0) + P(Z > 2Lh + 8\sigma \ln N)] \\ &\quad + \sup_{\mathcal{A}} P \left(q_h(\mathbf{X}) > \frac{c_K}{3C_K + c_K} n_0 \right). \end{aligned} \quad (40)$$

Now we bound each term separately. For the third term in (40),

$$\begin{aligned} \sup_A \int q_h^2(\mathbf{x}) d\mathbf{x} &\leq \sup_A \int \left(\sum_{i \in \mathcal{B}} \mathbf{1}(\|\mathbf{x} - \mathbf{X}_i\| < h) \right)^2 d\mathbf{x} \\ &\leq \beta \sup_A \int \sum_{i \in \mathcal{B}} \mathbf{1}(\|\mathbf{x} - \mathbf{X}_i\| < h) d\mathbf{x} \\ &= \beta^2 v_d h^d = q^2 v_d h^d; \end{aligned} \quad (41)$$

For the second term in (40), since $\mathbb{E}[n_h(\mathbf{x})] \geq f_m \alpha v_d h^d N = 2n_0$,

$$\mathbb{P}(n_h(\mathbf{x}) < n_0) \leq e^{-(1-\ln 2)n_0}. \quad (42)$$

Assumption 3 requires $h > \ln^2 N/N$. Recall (38), $n_0 \sim Nh^d \gtrsim \ln^2 N$, thus (42) decays faster than any polynomial of n_0 . For the third term in (40), from Lemma 1,

$$\mathbb{P}(Z > 2Lh + 8\sigma \ln N) \leq \frac{2}{N}; \quad (43)$$

Finally, for the last term in (40),

$$\mathbb{P}\left(q_h(\mathbf{X}) > \frac{c_K}{3C_K + c_K} n_0\right) \leq \frac{\mathbb{E}[q_h^2(\mathbf{X})]}{\left(\frac{c_K}{3C_K + c_K} n_0\right)^2} \leq \frac{(3C_K + c_K)^2 f_M}{c_K^2 n_0^2} \int q_h^2(\mathbf{x}) d\mathbf{x} \lesssim \frac{q^2 h^d}{n_0^2}. \quad (44)$$

Therefore

$$I_1 \lesssim \frac{T^2 q^2 h^d}{n_0^2} + e^{-(1-\ln 2)n_0} + \frac{2}{N} + \frac{q^2 h^d}{n_0} \lesssim \frac{T^2 q^2}{N^2 h^d}. \quad (45)$$

Bound of I_2 .

Lemma 4. *If $Z \leq T$, then $a(\mathbf{x}) - b(\mathbf{x}) = 0$.*

Lemma 4 will also be used later in other theorems.

Proof.

$$\max_{i \in I_h(\mathbf{x})} (\eta(\mathbf{X}_i) + W_i) - \min_{i \in I_h(\mathbf{x})} (\eta(\mathbf{X}_i) + W_i) \leq T. \quad (46)$$

Therefore $\phi(\eta(\mathbf{X}_i) + W_i - s) = (\eta(\mathbf{X}_i) + W_i - s)^2$ for $\min_{i \in I_h(\mathbf{x})} (\eta(\mathbf{X}_i) + W_i) \leq s \leq \max_{i \in I_h(\mathbf{x})} (\eta(\mathbf{X}_i) + W_i)$. From (30) and 31, $a(\mathbf{x}) - b(\mathbf{x}) = 0$. \square

If $Z > T$, (30) and (31) gives $|a(\mathbf{x}) - b(\mathbf{x})| \leq 2M$. Therefore, from Lemma 1,

$$I_2 = \mathbb{E}[(a(\mathbf{X}) - b(\mathbf{X}))^2] \leq 4M^2 \mathbb{P}(Z > T) \leq \frac{8M^2}{N^3}. \quad (47)$$

Bound of I_3 . Since W_i is sub-exponential, it is straightforward to show that the variance is bounded by σ^2 :

$$\mathbb{E}[W_i^2] = \mathbb{E} \left[\lim_{\lambda \rightarrow 0} \frac{2}{\lambda^2} (e^{\lambda W_i} - 1 - \lambda W_i) \right] \leq \liminf_{\lambda \rightarrow 0} \frac{2}{\lambda^2} (e^{\frac{1}{2}\sigma^2 \lambda^2} - 1) = \sigma^2, \quad (48)$$

in which we used Fatou's lemma in the second step. Then I_3 can simply be bounded by standard analysis of kernel regression [31, 36, 40]. For the completeness of the paper, we provide a brief proof here.

If $n_h(\mathbf{x}) \geq n_0$, in which n_0 is defined in (38), then with the Lipschitz assumption (Assumption 1(a)),

$$\begin{aligned} |b(\mathbf{x}) - \eta(\mathbf{x})| &\leq \left| \frac{\sum_{i \in I_h(\mathbf{x})} K\left(\frac{\mathbf{x} - \mathbf{X}_i}{h}\right) (\eta(\mathbf{X}_i) - \eta(\mathbf{x}))}{\sum_{i \in I_h(\mathbf{x})} K\left(\frac{\mathbf{x} - \mathbf{X}_i}{h}\right)} \right| + \left| \frac{\sum_{i \in I_h(\mathbf{x})} K\left(\frac{\mathbf{x} - \mathbf{X}_i}{h}\right) W_i}{\sum_{i \in I_h(\mathbf{x})} K\left(\frac{\mathbf{x} - \mathbf{X}_i}{h}\right)} \right| \\ &\leq Lh + \frac{1}{n_0 c_K} \left| \sum_{i \in I_h(\mathbf{x})} K\left(\frac{\mathbf{x} - \mathbf{X}_i}{h}\right) W_i \right|. \end{aligned} \quad (49)$$

If $n_h(\mathbf{x}) < n_0$, then $|b(\mathbf{x}) - \eta(\mathbf{x})| \leq 2M$. Since $\mathbb{E}[W_i] = 0$, $\mathbb{E}[W_i^2] \leq \sigma^2$,

$$\mathbb{E}[(b(\mathbf{x}) - \eta(\mathbf{x}))^2] \leq L^2 h^2 + \frac{\sigma^2 C_k^2}{n_0 c_k^2} + 4M^2 \mathbb{P}(n_h(\mathbf{x}) < n_0). \quad (50)$$

Using (42), integrate (50) over the whole support,

$$I_3 \lesssim h^2 + \frac{1}{n_0} \sim h^2 + \frac{1}{Nh^d}. \quad (51)$$

Combine (33), (45), (47) and (51),

$$R \lesssim \frac{T^2 q^2}{N^2 h^d} + h^2 + \frac{1}{Nh^d}. \quad (52)$$

C Proof of Theorem 2: ℓ_∞ Convergence of Initial Estimator

In the following proof, we assume that

$$h > \left(\frac{2(3C_K + c_K)q}{c_K \alpha f_m v_d N} \right)^{\frac{1}{d}}. \quad (53)$$

If (53) does not hold, then $q/(Nh^d) \gtrsim 1$. Since $|\hat{\eta}_0(\mathbf{x})| \leq M$ always hold, we have

$$|\hat{\eta}_0(\mathbf{x}) - \eta(\mathbf{x})| \leq 2M \lesssim \frac{q}{Nh^d} \lesssim \frac{Tq}{Nh^d} + h + \frac{\ln N}{\sqrt{Nh^d}}, \quad (54)$$

thus Theorem 2 is proved trivially. From now on, assume (53) holds.

To begin with, define event E , which is true if all of the three conditions hold:

(1) $\max_i W_i \leq 4\sigma \ln N$, $\min_i W_i \geq -4\sigma \ln N$;

(2) $n_0 \leq n_h(\mathbf{x}) \leq n_M$, $\forall \mathbf{x} \in \mathcal{X}$, in which n_0 is defined in (38), $n_h(\mathbf{x})$ is defined in (29), and

$$n_M = \frac{3}{2} N f_M v_d h^d; \quad (55)$$

(3) For all $\mathbf{x} \in \mathcal{X}$ and any $k \in \{1, \dots, N\}$,

$$\left| \sum_{i \in \mathcal{N}_k(\mathbf{x})} W_i \right| \leq \sigma \max\{\sqrt{k} \ln N, \ln^2 N\}, \quad (56)$$

in which $\mathcal{N}_k(\mathbf{x})$ is the set of all samples among k nearest neighbors of \mathbf{x} . We remark that according to (34), (1) implies that $Z \leq 2Lh + 8\sigma \ln N$.

Denote the complement of E as E^c . Now we bound $P(E^c)$. From (103), $P(\max_i W_i > 4\sigma \ln N) \leq 1/N$. Similar bound holds for $\min_i W_i$. This bounds the probability of violating (1). (2) and (3) can be bounded using the following two lemmas:

Lemma 5. For sufficiently large N , with probability at least $1 - 1/N$,

$$\inf_{\mathbf{x} \in \mathcal{X}} n_h(\mathbf{x}) \geq n_0, \quad (57)$$

$$\sup_{\mathbf{x} \in \mathcal{X}} n_h(\mathbf{x}) \leq n_M. \quad (58)$$

Lemma 6. Let $[N] = \{1, \dots, N\}$. Then

$$P \left(\exists \mathbf{x} \in \mathbf{X}, \exists k \in [N], \left| \sum_{i \in \mathcal{N}_k(\mathbf{x})} W_i \right| > \sigma \max\{\sqrt{k} \ln N, \ln^2 N\} \right) \leq 2dN^{2d+1} e^{-\frac{1}{2} \ln^2 N}. \quad (59)$$

Therefore

$$P(E^c) \leq \frac{3}{N} + 2dN^{2d+1} e^{-\frac{1}{2} \ln^2 N}. \quad (60)$$

Now we bound ℓ_∞ error with the condition that E is true.

$$|\hat{\eta}_0(\mathbf{x}) - \eta(\mathbf{x})| \leq |\hat{\eta}_0(\mathbf{x}) - a(\mathbf{x})| + |a(\mathbf{x}) - b(\mathbf{x})| + |b(\mathbf{x}) - \eta(\mathbf{x})|. \quad (61)$$

Bound of the first term in (61). Under E , condition (a), (b) in Lemma 3 are satisfied. Moreover, from (53) and (38), condition (c) also hold. According to Lemma 3,

$$|\hat{\eta}_0(\mathbf{x}) - a(\mathbf{x})| \leq \frac{2TC_Kq}{c_K n_0}. \quad (62)$$

Bound of the second term in (61). Recall that $Z \leq 2Lh + 8\sigma \ln N < T$, from Lemma 4, $a(\mathbf{x}) - b(\mathbf{x}) = 0$.

Bound of the third term in (61). We use the following additional lemma:

Lemma 7. *If E is true, then*

$$\left| \sum_{i=1}^N K \left(\frac{\mathbf{x} - \mathbf{X}_i}{h} \right) W_i \right| \leq C_K \sqrt{n_M} \ln N. \quad (63)$$

From (49) and Lemma 7,

$$|b(\mathbf{x}) - \eta(\mathbf{x})| \leq Lh + \frac{C_K}{n_0 c_K} \sqrt{n_M} \ln N. \quad (64)$$

Substitute these results into (61), and recall that $n_0 \sim Nh^d$, $n_M \sim Nh^d$, under E ,

$$|\hat{\eta}_0(\mathbf{x}) - \eta(\mathbf{x})| \lesssim \frac{Tq}{Nh^d} + h + \frac{\ln N}{\sqrt{Nh^d}}, \quad (65)$$

Under E^c , $|\hat{\eta}_0(\mathbf{x}) - \eta(\mathbf{x})|$ can be bounded by $2M$, hence

$$\begin{aligned} \mathbb{E} [\|\hat{\eta}_0 - \eta\|] &\leq \mathbb{E} [\|\hat{\eta}_0 - \eta\| \mathbf{1}(E)] + 2MP(E^c) \\ &\lesssim \frac{Tq}{Nh^d} + h + \frac{\ln N}{\sqrt{Nh^d}}. \end{aligned} \quad (66)$$

The proof is complete.

D Proof of Theorem 3: Minimax Convergence Rate

The proof begins with the following lemma.

Lemma 8. *Let p_1, p_2 be the pdf of $\mathcal{N}(\mu_1, \sigma^2)$ and $\mathcal{N}(\mu_2, \sigma^2)$ respectively, with \mathcal{N} being the normal distribution. Then there exists $\alpha \in [0, |\mu_1 - \mu_2|/(2\sigma)]$ and two other pdfs q_1, q_2 , such that*

$$(1 - \alpha)p_1 + \alpha q_1 = (1 - \alpha)p_2 + \alpha q_2. \quad (67)$$

Proof. Let

$$\begin{aligned} q_1 &= \frac{1 - \alpha}{\alpha} (p_2 - p_1) \mathbf{1}(p_2 \geq p_1), \\ q_2 &= \frac{1 - \alpha}{\alpha} (p_1 - p_2) \mathbf{1}(p_2 < p_1), \end{aligned} \quad (68)$$

then (67) holds. Note that q_1 and q_2 need to be normalized:

$$\begin{aligned} \int q_1(u) du &= \frac{1 - \alpha}{\alpha} \int (p_2(u) - p_1(u)) \mathbf{1}(p_2(u) \geq p_1(u)) du \\ &= \frac{1 - \alpha}{\alpha} \mathbb{T}\mathbb{V}(p_1, p_2), \end{aligned} \quad (69)$$

in which $\mathbb{T}\mathbb{V}$ is the total variation distance. Hence (67) can be achieved with

$$\alpha = \frac{\mathbb{T}\mathbb{V}(p_1, p_2)}{1 + \mathbb{T}\mathbb{V}(p_1, p_2)}. \quad (70)$$

From Pinsker's inequality,

$$\mathbb{T}\mathbb{V}(p_1, p_2) \leq \sqrt{\frac{1}{2} D_{KL}(p_1 \| p_2)} = \frac{|\mu_1 - \mu_2|}{2\sigma}. \quad (71)$$

With (70) and (71), the proof is complete. \square

Let

$$\eta_1(\mathbf{x}) = 0, \quad (72)$$

$$\eta_2(\mathbf{x}) = L \max\{r - \|\mathbf{x}\|, 0\}, \quad (73)$$

in which

$$r = \left(\frac{\sigma(d+1)q}{f_m L v_d N} \right)^{\frac{1}{d+1}}. \quad (74)$$

Let $\eta \in \{\eta_1, \eta_2\}$. Furthermore, assume that the noise variables are Gaussian, i.e. $W_i \sim \mathcal{N}(0, \sigma^2)$. Assume $f = f_m$ for $\mathbf{x} \in \mathcal{X}$. Design the attack strategy as following: go through all samples from $i = 1$ to N , and initialize $\mathcal{B}_0 = \emptyset$, then

(1) If $\|\mathbf{X}_i\| > r$, do not attack;

(2) If $\|\mathbf{X}_i\| \leq r$, then find α_i, q_{i1}, q_{i2} such that $(1 - \alpha_i)p_{i1} + \alpha_i q_{i1} = (1 - \alpha_i)p_{i2} + \alpha_i q_{i2}$, in which p_{i1}, p_{i2} is the pdf of $\mathcal{N}(\eta_1(\mathbf{X}_i), \sigma^2)$ and $\mathcal{N}(\eta_2(\mathbf{X}_i), \sigma^2)$, respectively. With probability α_i , incorporate sample i into \mathcal{B}_0 ;

(3) Repeat (1), (2) for $i = 1, \dots, N$;

(4) If $|\mathcal{B}_0| \leq q$, then attack all samples in \mathcal{B}_0 . Otherwise, pick q samples randomly from \mathcal{B}_0 to attack. For each attacked sample $i \in \mathcal{B}_0$, let it follow distribution q_1 if $\eta = \eta_1$ and q_2 if $\eta = \eta_2$.

Use Lemma 8, and denote s_d as the $d - 1$ dimensional surface area of a d dimensional unit ball. $s_d = d v_d$. Then

$$\begin{aligned} \mathbb{P}(i \in \mathcal{B}_0) &\leq \int f(\mathbf{x}) \frac{|\eta_2(\mathbf{x}) - \eta_1(\mathbf{x})|}{2\sigma} d\mathbf{x} \\ &= \frac{f_m L}{2\sigma} \int_{\|\mathbf{x}\| \leq r} (r - \|\mathbf{x}\|) d\mathbf{x} \\ &= \frac{f_m L}{2\sigma} \int_0^r (r - u) s_d u^{d-1} du \\ &= \frac{f_m L s_d}{2\sigma d(d+1)} r^{d+1} \\ &= \frac{q}{2N}. \end{aligned} \quad (75)$$

From Chernoff inequality, it can be easily shown that $\mathbb{P}(|\mathcal{B}_0| > q) \leq e^{-(\ln 2 - 1/2)q}$. Therefore with high probability, all samples in \mathcal{B}_0 will be attacked, and the distribution of Y_i conditional on the value of \mathbf{X}_i has no difference between η_1 and η_2 . This indicates that η_1 and η_2 are indistinguishable. Therefore

$$\begin{aligned} \inf_{\hat{\eta}_0} \sup_{(f, \eta, \mathbb{P}_N) \in \mathcal{F}} \mathbb{E} \left[\sup_{\mathcal{A}} (\hat{\eta}_0(\mathbf{X}) - \eta(\mathbf{X}))^2 \right] &\geq \inf_{\hat{\eta}_0} \sup_{\eta \in \{\eta_1, \eta_2\}} \mathbb{E} \left[\sup_{\mathcal{A}} (\hat{\eta}_0(\mathbf{X}) - \eta(\mathbf{X}))^2 \right] \\ &\geq (1 - \mathbb{P}(|\mathcal{B}_0| > q)) \frac{1}{4} \int (\eta_1(\mathbf{x}) - \eta_2(\mathbf{x}))^2 d\mathbf{x} \\ &\geq \frac{1}{4} \left(1 - e^{-(\ln 2 - \frac{1}{2})q} \right) L^2 \int_0^r (r - u)^2 s_d u^{d-1} du \\ &\gtrsim r^{d+2} \\ &\gtrsim \left(\frac{q}{N} \right)^{\frac{d+2}{d+1}}, \end{aligned} \quad (76)$$

and similarly, the ℓ_∞ error can be lower bounded by

$$\begin{aligned} \inf_{\hat{\eta}} \sup_{(f, \eta, \mathbb{P}_N) \in \mathcal{F}} \mathbb{E} \left[\sup_{\mathcal{A}} \sup_{\mathbf{x}} |\hat{\eta}(\mathbf{x}) - \eta(\mathbf{x})| \right] &\geq \frac{1}{4} \left(1 - e^{-(\ln 2 - \frac{1}{2})q} \right) Lr \\ &\gtrsim r \\ &\gtrsim \left(\frac{q}{N} \right)^{\frac{1}{d+1}}. \end{aligned} \quad (77)$$

Moreover, even if there are no adversarial samples, from standard minimax analysis [29], it can be easily shown that

$$\inf_{\hat{\eta}_0} \sup_{(f, \eta, \mathbb{P}_N) \in \mathcal{F}} \mathbb{E} \left[(\hat{\eta}_0(\mathbf{X}) - \eta(\mathbf{X}))^2 \right] \gtrsim N^{-\frac{2}{d+2}}, \quad (78)$$

and

$$\inf_{\hat{\eta}} \sup_{(f, \eta, \mathbb{P}_N) \in \mathcal{F}} \mathbb{E} \left[\sup_{\mathcal{A}} \sup_{\mathbf{x}} |\hat{\eta}(\mathbf{x}) - \eta(\mathbf{x})| \right] \gtrsim N^{-\frac{1}{d+2}}. \quad (79)$$

Combine (76), (77), (78) and (79), the proof is complete.

E Proof of Uniqueness of Corrected Estimator

Suppose that there are two solutions, g_1^*, g_2^* , such that $g_1^*(\mathbf{x}) \neq g_2^*(\mathbf{x})$ for some \mathbf{x} , and

$$\|\hat{\eta}_0 - g_1^*\|_1 = \|\hat{\eta}_0 - g_2^*\| \leq \|\hat{\eta}_0 - g\|, \quad (80)$$

for any L -Lipschitz function g . Since g_1^* and g_2^* are Lipschitz continuous, there must be a compact region around \mathbf{x} such that $g_1^* \neq g_2^*$ everywhere in this region.

We first show that for all \mathbf{x} with $g_1^*(\mathbf{x}) \neq g_2^*(\mathbf{x})$,

$$(\hat{\eta}_0(\mathbf{x}) - g_1^*(\mathbf{x}))(\hat{\eta}_0(\mathbf{x}) - g_2^*(\mathbf{x})) \geq 0. \quad (81)$$

Let $g_a = (g_1^* + g_2^*)/2$. If $\hat{\eta}_0(\mathbf{x}) - g_1^*(\mathbf{x})$ and $\hat{\eta}_0(\mathbf{x}) - g_2^*(\mathbf{x})$ have opposite sign, then

$$|g_a(\mathbf{x}) - \hat{\eta}_0(\mathbf{x})| < \frac{1}{2}(|g_1^*(\mathbf{x}) - \hat{\eta}_0(\mathbf{x})| + |g_2^*(\mathbf{x}) - \hat{\eta}_0(\mathbf{x})|), \quad (82)$$

thus $\|g_a - \hat{\eta}_0\|_1 < (\|g_1^* - \hat{\eta}_0\|_1 + \|g_2^* - \hat{\eta}_0\|_1)$, contradicts (80). Therefore (81) holds. This indicates that the support \mathcal{X} can be divided into S_1 and S_2 , such that in $\max\{g_1^*, g_2^*\} \leq \hat{\eta}_0$ within S_1 , $\min\{g_1^*, g_2^*\} \geq \hat{\eta}_0$ within S_2 .

Then let

$$g_b(\mathbf{x}) = \begin{cases} \max\{g_1^*(\mathbf{x}), g_2^*(\mathbf{x})\} & \text{if } \mathbf{x} \in S_1 \\ \min\{g_1^*(\mathbf{x}), g_2^*(\mathbf{x})\} & \text{if } \mathbf{x} \in S_2, \end{cases} \quad (83)$$

then it can be easily shown that g_b is Lipschitz and $\|\hat{\eta}_0 - g\| < \max\{\|\hat{\eta}_0 - g_1^*\|, \|\hat{\eta}_0 - g_2^*\|\}$, contradicts (80). The proof is complete.

F Proof of Theorem 4: Convergence Rate of Corrected Estimator

Denote $F[\eta]$ as the solution of the optimization problem

$$\begin{aligned} & \underset{g}{\text{minimize}} && \|\eta - g\|_1 \\ & \text{subject to} && \forall g \|g\|_\infty \leq L. \end{aligned} \quad (84)$$

Then the corrected estimate is $\hat{\eta}_c = F[\hat{\eta}_0]$, with $\hat{\eta}_0$ being the initial estimate. The following lemma holds:

Lemma 9. *For some η_1, η_2 , If $\eta_1(\mathbf{x}) \leq \eta_2(\mathbf{x}), \forall \mathbf{x} \in \mathcal{X}$, then $F[\eta_1](\mathbf{x}) \leq F[\eta_2](\mathbf{x}), \forall \mathbf{x} \in \mathcal{X}$.*

Denote E as the event that $\inf_x n_h(\mathbf{x}) \geq n_0$, $\sup_x n_h(\mathbf{x}) \leq 3NfMv_d h^d/2$, and $Z \leq 2Lh + 8\sigma \ln N$. From Lemma 1, $\mathbb{P}(Z > 2Lh + 8\sigma \ln N) \leq 2/N$. Combine with Lemma 5, the probability of violating E can be bounded by

$$\mathbb{P}(E^c) \leq \frac{3}{N}, \quad (85)$$

in which E^c is the complement of E .

In the following analysis, we bound the estimation error under the condition that E is true. We show the following additional lemma:

Lemma 10.

$$P \left(\left| \sum_{i \in I_h(\mathbf{x})} K \left(\frac{\mathbf{x} - \mathbf{X}_i}{h} \right) W_i \right| > 3C_k \sigma \sqrt{N f_M v_d h^d \ln N} | E \right) \leq \frac{2}{N^2}. \quad (86)$$

With these lemmas, we analyze the corrected estimator $\hat{\eta}_c$ under E . To begin with, $\hat{\eta}_0$ satisfies

$$|\hat{\eta}_0(\mathbf{x}) - \eta(\mathbf{x})| \leq |\hat{\eta}_0(\mathbf{x}) - a(\mathbf{x})| + |a(\mathbf{x}) - b(\mathbf{x})| + |b(\mathbf{x}) - \eta(\mathbf{x})|. \quad (87)$$

From Lemma 3, Under E ,

$$|\hat{\eta}_0(\mathbf{x}) - a(\mathbf{x})| \leq \frac{2TC_K q_h(\mathbf{x})}{c_K n_0} + 2M \mathbf{1} \left(q_h(\mathbf{x}) > \frac{c_k n_0}{3C_K + c_K} \right); \quad (88)$$

From Lemma 4, under E , and Assumption 3, $Z \leq T/2$, thus $a(\mathbf{x}) - b(\mathbf{x}) = 0$;

From (49),

$$\begin{aligned} |b(\mathbf{x}) - \eta(\mathbf{x})| &\leq Lh + \frac{3C_K \sigma}{c_K n_0} \sqrt{N f_M v_d h^d \ln N} \\ &\quad + 2M \mathbf{1} \left(\left| \sum_{i \in I_h(\mathbf{x})} K \left(\frac{\mathbf{x} - \mathbf{X}_i}{h} \right) W_i \right| > 3C_K \sigma \sqrt{N f_M v_d h^d \ln N} \right). \end{aligned} \quad (89)$$

Define

$$S := \left\{ \mathbf{x} \mid \left| \sum_{i \in I_h(\mathbf{x})} K \left(\frac{\mathbf{x} - \mathbf{X}_i}{h} \right) W_i \right| > 3C_K \sigma \sqrt{N f_M v_d h^d \ln N} \right\}, \quad (90)$$

$$\delta(\mathbf{x}) := \frac{2TC_K q_h(\mathbf{x})}{c_K n_0} + Lh + 3C_K \sigma \sqrt{N f_M v_d h^d \ln N} + 2M \mathbf{1} \left(q_h(\mathbf{x}) > \frac{c_k n_0}{3C_K + c_K} \right) + 2M \mathbf{1}(\mathbf{x} \in S). \quad (91)$$

Therefore, under E , $|\hat{\eta}_0(\mathbf{x}) - \eta(\mathbf{x})| \leq \delta(\mathbf{x})$. Furthermore, define

$$\eta_1(\mathbf{x}) := \eta(\mathbf{x}) - \delta(\mathbf{x}), \quad (92)$$

$$\eta_2(\mathbf{x}) := \eta(\mathbf{x}) + \delta(\mathbf{x}), \quad (93)$$

then $\eta_1 \leq \hat{\eta}_0 \leq \eta_2$ under E . From Lemma 9, $F[\eta_1] \leq F[\eta_0] \leq F[\eta_2]$. The error of $F[\eta_0]$ can be bounded by the error of $F[\eta_1]$ and $F[\eta_2]$. Define

$$\Delta := Lh + 3C_K \sigma \sqrt{N f_M v_d h^d \ln N}. \quad (94)$$

The next lemma bounds $\|F[\eta_1] - \eta\|_2^2$ and $\|F[\eta_2] - \eta\|_2^2$:

Lemma 11. Under E ,

$$\max \{ \|F[\eta_1] - \eta\|_2^2, \|F[\eta_2] - \eta\|_2^2 \} \lesssim \left(\frac{Tq}{N} \right)^{\frac{d+2}{d+1}} + h^2 + \frac{\ln N}{N h^d}. \quad (95)$$

Therefore

$$\|F[\hat{\eta}_0] - \eta\|_2^2 \lesssim \left(\frac{Tq}{N} \right)^{\frac{d+2}{d+1}} + h^2 + \frac{\ln N}{N h^d}. \quad (96)$$

The overall risk can be bounded by

$$\begin{aligned} \mathbb{E} \left[\sup_{\mathcal{A}} (\hat{\eta}_c(\mathbf{X}) - \eta(\mathbf{X}))^2 \right] &\leq f_M \mathbb{E} \left[\sup_{\mathcal{A}} \|\hat{\eta}_c - \eta\|_2^2 \mathbf{1}(E) \right] + 4M^2 \mathbf{P}(E^c) \\ &\lesssim \left(\frac{Tq}{N} \right)^{\frac{d+2}{d+1}} + h^2 + \frac{\ln N}{N h^d}. \end{aligned} \quad (97)$$

The proof of ℓ_2 bound is complete.

For the ℓ_∞ bound, note that

$$\hat{\eta}_0 \leq \eta + \|\hat{\eta}_0 - \eta\|_\infty, \quad (98)$$

thus from Lemma 9,

$$\hat{\eta}_c = F[\hat{\eta}_0] \leq F[\eta + \|\hat{\eta}_0 - \eta\|_\infty] = \eta + \|\hat{\eta}_0 - \eta\|_\infty. \quad (99)$$

Similarly,

$$\hat{\eta}_c \geq \eta - \|\hat{\eta}_0 - \eta\|_\infty. \quad (100)$$

Hence

$$\|\hat{\eta}_c - \eta\|_\infty \leq \|\hat{\eta}_0 - \eta\|_\infty. \quad (101)$$

This indicates that the ℓ_∞ error of the corrected estimator does not exceed the initial estimator. Therefore, Theorem 2 can be directly used here.

G Proof of Lemmas

G.1 Proof of Lemma 1

Proof of (35). Recall Assumption 1(d). Let $W_{max} = \max_i W_i$, $W_{min} = \min_i W_i$ for $i = 1, \dots, N$. For $|\lambda| \leq 1/\sigma$,

$$\mathbb{E}[e^{\lambda W_{max}}] \leq \sum_{i=1}^N \mathbb{E}[e^{\lambda W_i}] \leq N e^{\frac{1}{2} \lambda^2 \sigma^2}. \quad (102)$$

Then

$$\begin{aligned} \mathbb{P}(W_{max} > t) &\leq N \inf_{|\lambda| \leq 1/\sigma} e^{-\lambda t} e^{\frac{1}{2} \lambda^2 \sigma^2} \\ &\leq \exp \left[-\min \left\{ \frac{t^2}{2\sigma^2}, \frac{t}{2\sigma} \right\} + \ln N \right]. \end{aligned} \quad (103)$$

Similar bound holds for W_{min} . Then

$$\begin{aligned} \mathbb{P}(W_{max} - W_{min} > t) &\leq \mathbb{P} \left(W_{max} > \frac{t}{2} \right) + \mathbb{P} \left(W_{min} < -\frac{t}{2} \right) \\ &\leq 2 \exp \left[-\left\{ \frac{t^2}{8\sigma^2}, \frac{t}{4\sigma} \right\} + \ln N \right]. \end{aligned} \quad (104)$$

From (34), $Z = W_{max} - W_{min} + 2Lh^\gamma$, hence (35) holds.

Proof of (36).

$$\begin{aligned} \mathbb{E}[Z^2 \mathbf{1}(Z > t)] &\leq \int_0^{t^2} \mathbb{P}(Z > t) du + \int_{t^2}^\infty \mathbb{P}(Z > \sqrt{u}) du \\ &= t^2 \mathbb{P}(Z > t) + 2 \int_{t^2}^\infty \exp \left[-\frac{\sqrt{u} - 2Lh^\gamma}{4\sigma} + \ln N \right] du \\ &\leq 2N(s^2 + 32\sigma^2 + 8s\sigma) e^{\frac{t - 2Lh^\gamma}{4\sigma}}. \end{aligned} \quad (105)$$

G.2 Proof of Lemma 2

We first discuss the case when

$$\sum_{i \in I_h(\mathbf{x})} K \left(\frac{\mathbf{x} - \mathbf{X}_i}{h} \right) \phi'(\eta(\mathbf{X}_i) + W_i - a(\mathbf{x})) = 0. \quad (106)$$

According to (30), this happens if the minimum value in (30) is reached within $[-M, M]$.

$$\begin{aligned}
\left| \sum_{i \in I_h(\mathbf{x})} K \left(\frac{\mathbf{x} - \mathbf{X}_i}{h} \right) \phi'(Y_i - a(\mathbf{x})) \right| &= \left| \sum_{i \in I_h(\mathbf{x})} K \left(\frac{\mathbf{x} - \mathbf{X}_i}{h} \right) [\phi'(Y_i - a(\mathbf{x})) - \phi'(\eta(\mathbf{X}_i) + W_i - a(\mathbf{x}))] \right| \\
&\leq \sum_{i \in I_h(\mathbf{x})} K \left(\frac{\mathbf{x} - \mathbf{X}_i}{h} \right) |\phi'(Y_i - a(\mathbf{x})) - \phi'(\eta(\mathbf{X}_i) + W_i - a(\mathbf{x}))| \\
&\stackrel{(a)}{\leq} \sum_{i \in I_h(\mathbf{x}) \cap \mathcal{B}} K \left(\frac{\mathbf{x} - \mathbf{X}_i}{h} \right) |\phi'(Y_i - a(\mathbf{x})) - \phi'(\eta(\mathbf{X}_i) + W_i - a(\mathbf{x}))| \\
&\stackrel{(b)}{\leq} 2 \sum_{i \in I_h(\mathbf{x}) \cap \mathcal{B}} K \left(\frac{\mathbf{x} - \mathbf{X}_i}{h} \right) (T + Z) \\
&\stackrel{(c)}{\leq} 2(T + Z)C_K q_h(\mathbf{x}). \tag{107}
\end{aligned}$$

For (a), recall that $Y_i \neq \eta(\mathbf{X}_i) + W_i$ only for attacked sample. For (b), recall (30), we have

$$\min_{j \in I_h(\mathbf{x})} \eta(\mathbf{X}_j) + W_j \leq a(\mathbf{x}) \leq \max_{j \in I_h(\mathbf{x})} \eta(\mathbf{X}_j) + W_j, \tag{108}$$

therefore $|\eta(\mathbf{x}) + W_i - a| \leq Z, \forall i \in I_h(\mathbf{x})$. Recall that

$$\phi'(u) = \begin{cases} 2u & \text{if } |u| \leq T \\ 2T & \text{if } u > T \\ -2T & \text{if } u < -T, \end{cases} \tag{109}$$

thus $|\phi'(\eta(\mathbf{X}_i) + W_i - a(\mathbf{x}))| \leq 2Z$. (c) just uses Assumption 2.

Moreover, if $\delta \leq T - Z$,

$$\begin{aligned}
&\sum_{i \in I_h(\mathbf{x})} K \left(\frac{\mathbf{x} - \mathbf{X}_i}{h} \right) [\phi'(Y_i - a(\mathbf{x})) - \phi'(Y_i - (a(\mathbf{x}) + \delta))] \\
&\geq 2\delta \sum_{i \in I_h(\mathbf{x})} K \left(\frac{\mathbf{x} - \mathbf{X}_i}{h} \right) \mathbf{1}(|Y_i - a(\mathbf{x})| < T, |Y_i - (a(\mathbf{x}) + \delta)| < T) \\
&\geq 2\delta c_K |I_h(\mathbf{x}) \setminus B| \\
&\geq 2\delta c_K (n_h(\mathbf{x}) - q_h(\mathbf{x})). \tag{110}
\end{aligned}$$

Similarly,

$$\sum_{i \in I_h(\mathbf{x})} K \left(\frac{\mathbf{x} - \mathbf{X}_i}{h} \right) [\phi'(Y_i - (a(\mathbf{x}) - \delta)) - \phi'(Y_i - a(\mathbf{x}))] \geq 2\delta c_K (n_h(\mathbf{x}) - q_h(\mathbf{x})). \tag{111}$$

Let $\delta = (T + Z)r(\mathbf{x})$, with condition $r(\mathbf{x}) \leq (T - Z)/(T + Z)$, $\delta \leq T - Z$, thus (110) and (111) hold. From (107), (110) and (111),

$$\sum_{i \in I_h(\mathbf{x})} K \left(\frac{\mathbf{x} - \mathbf{X}_i}{h} \right) \phi'(Y_i - (a(\mathbf{x}) + \delta)) \leq 0 \leq \sum_{i \in I_h(\mathbf{x})} K \left(\frac{\mathbf{x} - \mathbf{X}_i}{h} \right) \phi'(Y_i - (a(\mathbf{x}) - \delta)). \tag{112}$$

Therefore $\hat{\eta}_0(\mathbf{x}) \in [a - \delta, a + \delta]$.

Now it remains to discuss the case when (106) is violated, which indicates that the minimum in (30) is not reached in $[-M, M]$. Then $a(\mathbf{x}) = M$ or $a(\mathbf{x}) = -M$. If $a(\mathbf{x}) = M$,

$$\sum_{i \in I_h(\mathbf{x})} K \left(\frac{\mathbf{x} - \mathbf{X}_i}{h} \right) \phi'(\eta(\mathbf{X}_i) + W_i - a(\mathbf{x})) > 0, \tag{113}$$

then go through (107),

$$\left| \sum_{i \in I_h(\mathbf{x})} K \left(\frac{\mathbf{x} - \mathbf{X}_i}{h} \right) \phi'(Y_i - a(\mathbf{x})) \right| > -2(T + Z)C_K q_h(\mathbf{x}). \tag{114}$$

With (111) and $\delta = (T + Z)r(\mathbf{x})$,

$$\left| \sum_{i \in I_h(\mathbf{x})} K \left(\frac{\mathbf{x} - \mathbf{X}_i}{h} \right) \phi'(Y_i - (a(\mathbf{x}) - \delta)) \right| > 0. \quad (115)$$

Therefore $\hat{\eta}_0(\mathbf{x}) \geq a(\mathbf{x}) - \delta$, and from (25), $\hat{\eta}_0(\mathbf{x}) \leq M$. Therefore $|\hat{\eta}_0(\mathbf{x}) - a(\mathbf{x})| \leq \delta$ still holds. Similar argument holds for $a(\mathbf{x}) = -M$. The proof is complete.

G.3 Proof of Lemma 3

From Assumption 3, $T \geq 4Lh + 16\sigma \ln N$, thus by condition (b) in Lemma 3, $T \geq 2Z$, $(T - Z)/(T + Z) \geq 1/3$, and

$$r(\mathbf{x}) = \frac{C_K q_h(\mathbf{x})}{c_K(n_h(\mathbf{x}) - q_h(\mathbf{x}))} \leq \frac{C_K \frac{c_K}{3C_K + c_K} n_0}{c_K \left(1 - \frac{c_K}{3C_K + c_K}\right) n_0} = \frac{1}{3} \leq \frac{T - Z}{T + Z}. \quad (116)$$

Therefore from Lemma 2,

$$\begin{aligned} |\hat{\eta}_0(\mathbf{x}) - a(\mathbf{x})| &\leq (T + Z)r(\mathbf{x}) \\ &\leq T \left(1 + \frac{1 - r(\mathbf{x})}{1 + r(\mathbf{x})}\right) r(\mathbf{x}) \\ &= \frac{2T}{\frac{1}{r(\mathbf{x})} + 1} \\ &\leq \frac{2TC_K q_h(\mathbf{x})}{c_K n_h(\mathbf{x})} \\ &\leq \frac{2TC_K q_h(\mathbf{x})}{c_K n_0}. \end{aligned} \quad (117)$$

G.4 Proof of Lemma 5

Define

$$p_h(\mathbf{x}) = \int_{\|\mathbf{u} - \mathbf{x}\| \leq h} f(\mathbf{u}) d\mathbf{u} \quad (118)$$

as the probability mass of ball centering at \mathbf{x} with radius h .

Lemma 12. ([41], Lemma 3) with probability at least $1 - 1/N$, for all $\mathbf{x} \in \mathcal{X}$,

$$\left| p_h(\mathbf{x}) - \frac{n_h(\mathbf{x})}{N} \right| \leq \beta_N \sqrt{p_h(\mathbf{x})} + \beta_N^2, \quad (119)$$

in which $\beta_N = \sqrt{4(d+3) \ln(2N)/N}$.

Assumption 3 requires that $h \geq (\ln^2 N/N)^{1/d}$, hence for sufficiently large N ,

$$\frac{\beta_N}{\sqrt{p_h(\mathbf{x})}} \leq \frac{\beta_N}{\sqrt{f_m \alpha v_d h^d}} = \sqrt{\frac{4(d+3) \ln(2N)}{f_m \alpha v_d h^d N}} \leq \frac{1}{3}, \quad (120)$$

and $\beta_N^2/p_h(\mathbf{x}) \leq 1/9$. Therefore

$$\left| p_h(\mathbf{x}) - \frac{n_h(\mathbf{x})}{N} \right| \leq p_h(\mathbf{x}) \left(\frac{\beta_N}{\sqrt{p_h(\mathbf{x})}} + \frac{\beta_N^2}{p_h(\mathbf{x})} \right) \leq \frac{4}{9} p_h(\mathbf{x}), \quad (121)$$

which yields

$$n_h(\mathbf{x}) \geq \frac{5}{9} N p_h(\mathbf{x}) > \frac{1}{2} N f_m \alpha v_d h^d = \frac{1}{2} n_0. \quad (122)$$

For the upper bound, not that $p_h(\mathbf{x}) \leq f_M v_d h^d$,

$$n_h(\mathbf{x}) \leq \frac{13}{9} N p_h(\mathbf{x}) \leq \frac{3}{2} N f_M v_d h^d. \quad (123)$$

With probability at least $1 - 1/N$, (122) and (123) hold uniformly for all $\mathbf{x} \in \mathcal{X}$.

G.5 Proof of Lemma 6

For $i, j \in [N]$, let A_{ij} be a $d - 1$ dimensional hyperplane that perpendicularly bisects \mathbf{X}_i and \mathbf{X}_j . The number of planes is $N_p = N(N - 1)/2$. The number of regions divided by these planes can be bounded by

$$N_r = \sum_{j=0}^d \binom{N_p}{j} \leq dN_p^d \leq dN^{2d}. \quad (124)$$

For all \mathbf{x} within a specific region, its nearest neighbors should be the same. Hence

$$\#\mathcal{N}_k(\mathbf{x}) | \mathbf{x} \in \mathcal{X}, k \in [N] \leq dN^{2d+1}. \quad (125)$$

Similar formulation was used in [42], proof of Lemma 3.

For each $\mathcal{N}_k(\mathbf{x})$, from Assumption 1(d), conditional on positions of $\mathbf{X}_1, \dots, \mathbf{X}_N$

$$\mathbb{E} \left[\exp \left(\lambda \sum_{i \in \mathcal{N}_k(\mathbf{x})} W_i \right) | \mathbf{X}^N \right] \leq e^{\frac{k}{2} \lambda^2 \sigma^2}, \forall \lambda \leq \frac{1}{\sigma}, \quad (126)$$

in which we use \mathbf{X}^N to substitute $\mathbf{X}_1, \dots, \mathbf{X}_N$ for brevity. Then the following Chernoff bound holds:

$$\begin{aligned} \mathbb{P} \left(\sum_{i \in \mathcal{N}_k(\mathbf{x})} W_i > t | \mathbf{X}^N \right) &\leq \inf_{0 \leq \lambda \leq 1/\sigma} \exp \left(-\lambda t + \frac{k}{2} \lambda^2 \sigma^2 \right) \\ &\leq \begin{cases} e^{-\frac{t^2}{2k\sigma^2}} & \text{if } t \leq k\sigma \\ e^{-\frac{t}{2\sigma}} & \text{if } t > k\sigma. \end{cases} \end{aligned} \quad (127)$$

If $t \geq \ln^2 N$, let $t = \sqrt{k}\sigma \ln N$. Otherwise, let $t = \sigma \ln^2 N$. Then

$$\mathbb{P} \left(\sum_{i \in \mathcal{N}_k(\mathbf{x})} W_i > t | \mathbf{X}^N \right) \leq e^{-\frac{1}{2} \ln N}. \quad (128)$$

Combine with (125), the proof is complete.

G.6 Proof of Lemma 7

Recall that the statement of Theorem 2 requires that $K(\mathbf{u})$ monotonic decrease with $\|\mathbf{u}\|$. Define

$$r_j := \sup \{ \|u\| \mid K(\mathbf{u}) \geq c_K + j\Delta \}. \quad (129)$$

Cut K into m slices above c_K , whose heights are $\Delta = (C_K - c_K)/m$. Define the truncated kernel as

$$K_T(\mathbf{u}) := \sum_{j=1}^m \Delta \mathbf{1}(\|\mathbf{u}\| \leq r_j) + c_K \mathbf{1}(\|\mathbf{u}\| \leq 1), \quad (130)$$

then $0 \leq K(\mathbf{u}) - K_T(\mathbf{u}) \leq \Delta$, under E ,

$$\left| \sum_{i=1}^N \left(K \left(\frac{\mathbf{x} - \mathbf{X}_i}{h} \right) - K_T \left(\frac{\mathbf{x} - \mathbf{X}_i}{h} \right) \right) W_i \right| \leq \Delta \max_i |W_i| \leq 4\sigma \Delta \ln N, \quad (131)$$

and

$$\begin{aligned} \left| \sum_{i=1}^N K_T \left(\frac{\mathbf{x} - \mathbf{X}_i}{h} \right) W_i \right| &\leq \left| \sum_{i=1}^N c_K \mathbf{1}(\|\mathbf{x} - \mathbf{X}_i\| < h) W_i + \sum_{j=1}^m \sum_{i=1}^N \Delta \mathbf{1}(\|\mathbf{X}_i - \mathbf{x}\| \leq hr_j) W_i \right| \\ &\leq c_K \left| \sum_{i \in \mathcal{N}_{nh}(\mathbf{x})} W_i \right| + \delta \sum_{j=1}^m \left| \sum_{i \in \mathcal{N}_{nhr_j}(\mathbf{x})} W_i \right| \\ &\leq (c_K + m\Delta) \sqrt{n_M} \ln N \\ &= C_K \sqrt{n_M} \ln N. \end{aligned} \quad (132)$$

in which the last step uses Lemma 6. Since m can be arbitrarily large and Δ can be arbitrarily small, from (131) and (132),

$$\left| \sum_{i=1}^N K \left(\frac{\mathbf{x} - \mathbf{X}_i}{h} \right) W_i \right| \leq C_K \sqrt{n_M} \ln N. \quad (133)$$

The proof is complete.

G.7 Proof of Lemma 9

Denote $g_1 = F[\eta_1]$, $g_2 = F[\eta_2]$, $g = F[\eta]$. If $g_1 \leq g_2$ is not satisfied somewhere, then define

$$S = \{\mathbf{x} | g_1(\mathbf{x}) > g_2(\mathbf{x})\}. \quad (134)$$

Since $g_1 = F(\eta_1)$, due to the uniqueness of optimization solution (Proposition 1), $\|\eta_1 - g_1\| < \|\eta_1 - g\|_1$ for all L -Lipschitz function g . Hence

$$\|\eta_1 - g_1\|_1 < \|\eta_1 - \min\{g_1, g_2\}\|_1, \quad (135)$$

thus

$$\int_S |\eta_1(\mathbf{x}) - g_1(\mathbf{x})| d\mathbf{x} < \int_S |\eta_1(\mathbf{x}) - g_2(\mathbf{x})| d\mathbf{x}. \quad (136)$$

In S , $g_2(\mathbf{x}) < g_1(\mathbf{x})$, since $\eta_2(\mathbf{x}) > \eta_1(\mathbf{x})$,

$$|\eta_2(\mathbf{x}) - g_2(\mathbf{x})| - |\eta_2(\mathbf{x}) - g_1(\mathbf{x})| \geq |\eta_1(\mathbf{x}) - g_2(\mathbf{x})| - |\eta_1(\mathbf{x}) - g_1(\mathbf{x})|. \quad (137)$$

Therefore

$$\int_S |\eta_2(\mathbf{x}) - g_1(\mathbf{x})| d\mathbf{x} < \int_S |\eta_2(\mathbf{x}) - g_2(\mathbf{x})| d\mathbf{x}, \quad (138)$$

which yields

$$\|\eta_2 - \min\{g_1, g_2\}\|_1 < \|\eta_2 - g_2\|, \quad (139)$$

contradict with that $g_2 = F[\eta_2]$ is the solution of the optimization problem (84). Therefore $g_1 \leq g_2$ everywhere.

G.8 Proof of Lemma 10

According to Assumption 1(d), which requires that W_i is sub-exponential with parameter σ , we have

$$\mathbb{E} \left[\exp \left[\lambda \sum_{i \in I_h(\mathbf{x})} K \left(\frac{\mathbf{x} - \mathbf{X}_i}{h} \right) W_i \right] \middle| \mathbf{X}_1, \dots, \mathbf{X}_N \right] \leq \exp \left[\frac{1}{2} \lambda^2 C_K^2 \sigma^2 n_h(\mathbf{x}) \right], \forall |\lambda| \leq \frac{1}{C_K \sigma}, \quad (140)$$

and

$$\mathbb{P} \left(\sum_{i \in I_h(\mathbf{x})} K \left(\frac{\mathbf{x} - \mathbf{X}_i}{h} \right) W_i > t \middle| \mathbf{X}_1, \dots, \mathbf{X}_N \right) \leq \inf_{|\lambda| \leq 1/(C_K \sigma)} e^{-\lambda t + \lambda^2 C_K^2 \sigma^2 n_h(\mathbf{x})} / 2. \quad (141)$$

Therefore for sufficiently large N , let $t = 2C_K \sigma \sqrt{n_h(\mathbf{x}) \ln N}$,

$$\mathbb{P} \left(\sum_{i \in I_h(\mathbf{x})} K \left(\frac{\mathbf{x} - \mathbf{X}_i}{h} \right) W_i > 2C_K \sigma \sqrt{n_h(\mathbf{x}) \ln N} \middle| \mathbf{X}_1, \dots, \mathbf{X}_N \right) \leq e^{-2 \ln N} = \frac{1}{N^2}. \quad (142)$$

The opposite side can be proved similarly. Recall that under E , $n_h(\mathbf{x}) \leq 3N f_M v_d h^d / 2$. The proof is complete.

G.9 Proof of Lemma 11

η is Lipschitz, thus $\eta - \Delta$ is Lipschitz. Since $F[\eta_1]$ is the solution of optimization problem (84) with η_1 , we have

$$\|\eta_1 - F[\eta_1]\|_1 \leq \|\eta_1 - (\eta - \Delta)\|_1. \quad (143)$$

Hence

$$\|F[\eta_1] - (\eta - \Delta)\|_1 \leq \|F[\eta_1] - \eta_1\|_1 + \|\eta_1 - (\eta - \Delta)\|_1 \leq 2\|\eta_1 - (\eta - \Delta)\|_1. \quad (144)$$

It remains to bound $\|\eta_1 - (\eta - \Delta)\|_1$:

$$\begin{aligned} \|\eta_1 - (\eta - \Delta)\|_1 &\leq \|Lh + 3C_k\sigma\sqrt{Nf_M v_d h^d \ln N} - \Delta\|_1 \\ &\leq \frac{2TC_K}{c_k n_0} \int q_h(\mathbf{x}) d\mathbf{x} + 2M \int \mathbf{1}\left(q_h(\mathbf{x}) > \frac{c_K n_0}{3C_K + c_K}\right) d\mathbf{x} + 2M \int_S d\mathbf{x} \\ &\leq \frac{2TC_K q v_d h^d}{c_K n_0} + \frac{2M(3C_K + c_K) q v_d h^d}{c_K n_0} + 2M \int_S d\mathbf{x}. \end{aligned} \quad (145)$$

$\|\eta_2 - F[\eta_2]\|_1$ can be bounded in the same way. Therefore

$$\max\{\|F[\eta_1] - (\eta - \Delta)\|_1, \|F[\eta_2] - (\eta + \Delta)\|_1\} \leq (C_1 T + C_2) \frac{q h^d}{n_0} + 2M \int_S d\mathbf{x}, \quad (146)$$

in which $C_1 = 4C_K v_d / c_K$, $C_2 = 4M(3C_K + c_K) v_d / c_K$. We then show the following lemma.

Lemma 13. *If a function g is L_d -Lipschitz with bounded $\|g\|_1$, then*

$$\|g\|_2^2 \lesssim \left(\frac{(d+1)d^{\frac{d}{2}} L_d^d}{v_d}\right)^{\frac{1}{d+1}} \|g\|_1^{\frac{d+2}{d+1}}. \quad (147)$$

Proof. g is continuous with bounded $\|g\|_1$, thus it reaches its maximum at some \mathbf{x}_0 . Then

$$|g(\mathbf{x})| \geq \|g\|_\infty - L_d \|\mathbf{x} - \mathbf{x}_0\|, \forall \|\mathbf{x} - \mathbf{x}_0\| \leq \|g\|_\infty / L_d. \quad (148)$$

Denote s_d as the surface area of d -dimension unit ball, $s_d = dv_d$, then

$$\begin{aligned} \|g\|_1 &= \int |g(\mathbf{x})| d\mathbf{x} \\ &\geq \int_{\|\mathbf{x} - \mathbf{x}_0\| \leq \|g\|_\infty / L_d} (\|g\|_\infty - L_d \|\mathbf{x} - \mathbf{x}_0\|) d\mathbf{x} \\ &= \int_0^{\|g\|_\infty / L_d} (\|g\|_\infty - L_d r) s_d r^{d-1} dr \\ &= \frac{s_d}{d} \|g\|_\infty \left(\frac{\|g\|_\infty}{L_d}\right)^d - \frac{L_d s_d}{d+1} \left(\frac{\|g\|_\infty}{L_d}\right)^{d+1} \\ &= \frac{v_d}{(d+1)L_d^d} \|g\|_\infty^{d+1}. \end{aligned} \quad (149)$$

Hence

$$\|g\|_\infty \leq \left(\frac{(d+1)L_d^d}{v_d} \|g\|_1\right)^{\frac{1}{d+1}}, \quad (150)$$

$$\|g\|_2^2 \leq \|g\|_1 \|g\|_\infty \leq \left(\frac{(d+1)L_d^d}{v_d}\right)^{\frac{1}{d+1}} \|g\|_1^{\frac{d+2}{d+1}}. \quad (151)$$

□

Moreover, in (84), the derivative of g is bounded by L in each dimension, hence $F[\eta]$ is $\sqrt{d}L$ -Lipschitz. Let $L_d = \sqrt{d}L$. Since $\eta - \Delta$, $F[\eta_1]$ are both L_d -Lipschitz, $\eta - \Delta - F[\eta_1]$ is $2L_d$ -Lipschitz, hence

$$\|F[\eta_1] - (\eta - \Delta)\|_2^2 \lesssim \left(\frac{Tqh^d}{n_0}\right)^{\frac{d+2}{d+1}} + \left(\int_S d\mathbf{x}\right)^{\frac{d+2}{d+1}}, \quad (152)$$

and

$$\begin{aligned} \|F[\eta_1] - \eta\|_2^2 &\leq 2\|F[\eta_1] - (\eta - \Delta)\|_2^2 + 2\Delta^2 \int_{\mathcal{X}} d\mathbf{x} \\ &\lesssim \left(\frac{Tqh^d}{n_0}\right)^{\frac{d+2}{d+1}} + \left(\int_S d\mathbf{x}\right)^{\frac{d+2}{d+1}} + h^2 + \frac{\ln N}{Nh^d}. \end{aligned} \quad (153)$$

From Lemma 10,

$$\mathbb{E} \left[\int_S d\mathbf{x} \right] = \int_{\mathcal{X}} \mathbf{P}(\mathbf{x} \in S) d\mathbf{x} \leq \int_{\mathcal{X}} \frac{2}{N^2} d\mathbf{x} \leq \frac{2}{f_m N^2}, \quad (154)$$

$$\mathbb{E} \left[\left(\int_S d\mathbf{x} \right)^{\frac{d+2}{d+1}} \right] \leq \mathbb{E} \left[\int_S d\mathbf{x} \right] \left(\int_{\mathcal{X}} d\mathbf{x} \right)^{\frac{1}{d+1}} \leq \frac{1}{f_m^{\frac{1}{d+1}}} \mathbb{E} \left[\int_S d\mathbf{x} \right] \lesssim \frac{1}{N^2}. \quad (155)$$

Therefore the second term in (153) decays faster than other terms, and

$$\begin{aligned} \|F[\eta_1] - \eta\|_2^2 &\leq 2\|F[\eta_1] - (\eta - \Delta)\|_2^2 + 2\Delta^2 \int_{\mathcal{X}} d\mathbf{x} \\ &\lesssim \left(\frac{Tqh^d}{n_0}\right)^{\frac{d+2}{d+1}} + h^2 + \frac{\ln N}{Nh^d}. \end{aligned} \quad (156)$$

The bound also holds for $\|F[\eta_2] - \eta\|_2^2$. Substitute n_0 in (156) with (38). The proof is complete.