

Improving accuracy of GPT-3/4 results on biomedical data using a retrieval-augmented language model

David Soong^{*1}, Sriram Sridhar^{*1}, Han Si¹, Jan-Samuel Wagner¹, Ana Caroline Costa Sá¹, Christina Y Yu¹, Kubra Karagoz¹, Meijian Guan¹, Hisham Hamadeh¹, Brandon W Higgs¹

¹Data Sciences, Genmab, Princeton, NJ

^{*}Equal contribution

Abstract

Large language models (LLMs) have made significant advancements in natural language processing (NLP). Broad corpora capture diverse patterns but can introduce irrelevance, while focused corpora enhance reliability by reducing misleading information. Training LLMs on focused corpora poses computational challenges. An alternative approach is to use a retrieval-augmentation (RetA) method tested in a specific domain.

To evaluate LLM performance, OpenAI's GPT-3.5, GPT-4, Bing's Prometheus, and a custom RetA model were compared using 19 questions on diffuse large B-cell lymphoma (DLBCL) disease. Eight independent reviewers assessed responses based on accuracy, relevance, and readability (rated 1-3).

The RetA model performed best in accuracy (12/19 3-point scores, total=47) and relevance (13/19, 50), followed by GPT-4 (8/19, 43; 11/19, 49). GPT-4 received the highest readability scores (17/19, 55), followed by GPT-3.5 (15/19, 53) and the RetA model (11/19, 47). Prometheus underperformed in accuracy (34), relevance (32), and readability (38).

Both GPT-3.5 and GPT-4 had more hallucinations in all 19 responses compared to the RetA model and Prometheus. Hallucinations were mostly associated with non-existent references or fabricated efficacy data.

These findings suggest that RetA models, supplemented with domain-specific corpora, may outperform general-purpose LLMs in accuracy and relevance within specific domains. However, this evaluation was limited to specific questions and metrics and may not capture challenges in semantic search and other NLP tasks. Further research will explore different LLM architectures, RetA methodologies, and evaluation methods to assess strengths and limitations more comprehensively.

Introduction

The development of large language models (LLMs), such as bidirectional encoder representations from transformer (BERT) and generative pre-trained transformer (GPT), has revolutionized the field of natural language processing [1], [2], [3] [4]. Applications of these LLMs have ranged from sentiment analysis and machine translation to code generation and question answering in several domains [5-10] – all demonstrating remarkable performance. However, despite their impressive execution and widespread use, LLMs do not know the information they were not trained on, and often lack domain-specific knowledge and vocabulary. They can also perpetuate biases based on skewed content in the training data, and need to be further refined through reinforcement learning and alignment approaches to understand user intentions while making them more truthful and less toxic [11, 12]. Furthermore, concerns have been raised about the potential for LLMs to generate hallucinated or misleading information, which can have severe implications in scientific research and led to the critical determinants of distinguishing fact from fiction leading to discontinuation of, as was the case for Meta's Galactica [13, 14].

Popular LLMs with billions of parameters such as GPT-3 [4], PaLM [15], OPT [16], and LLaMA [17] are typically trained on vast amounts of information collected from the Internet (e.g. the Common Crawl dataset [18]) and capture a diverse range of language patterns and knowledge. Word and sentence embeddings are high-dimensional numerical representations of concepts scaled by the size of the corpus and complexity of language usage [19] [20, 21]. This can produce a higher level of generality and flexibility in the model's ability to yield natural language, making it more robust and adaptable to a range of applications. Similarly, a broad corpus can capture the diversity of language usage across different domains and genres. For example, a model trained on a broad corpus could potentially generate natural language in scientific literature, social media, or news articles, with equal ease [3].

Nonetheless, a wide-ranging corpus can inadvertently incorporate a significant amount of noise or irrelevant data, resulting in a reduced signal-to-noise ratio [22]. This may adversely affect the generated text's quality, leading to decreased coherence, meaning, or accuracy. Additionally, biases and inaccuracies may arise in the model's comprehension of natural language. A corpus that predominantly features one type of language or cultural context may display bias towards that specific domain or culture [23]. Although a corpus may strive to encompass a diverse range of domains, the sheer vastness of the domain space makes it currently unfeasible to include all relevant domains. Moreover, as more domains are incorporated, there is a risk that LLMs trained on such a comprehensive corpus may struggle to differentiate language from various domains, particularly when faced with prompts that lack sufficient context.

One approach to address these limitations is to retrain or finetune an LLM with a focused corpus tailored to a specific domain or application [22] [24] thereby reducing the risk of generating irrelevant or misleading information and enhancing the reliability and precision of the LLM's outputs in specialized contexts. Numerous publications have highlighted the efficacy of domain specific LLMs in their respective fields. For example, BioBERT [25] targets biomedical text mining tasks, SciBERT [26] and PubMedBERT [27] address scientific literature, and Legal-BERT [28] specializes in legal text processing. These approaches minimize noise and irrelevant information in the text, potentially reducing hallucinations.

However, retraining LLMs to encompass new documents might be impractical due to the cumulative computational costs and data scientist resources required per update. The LLM architecture might also need to be updated to incorporate more parameters to memorize more facts [29]. As LLMs have demonstrated extraordinary abilities to learn in-context information purely from its prompt [4], RetA approaches have proven promising [24] [30]. These models first retrieve relevant context from domain-specific corpora based on a user query using lexical search (e.g. BM25 [31]) or a pretrained/fine-tuned semantic retriever (e.g. Spider[32], OpenAI embeddings [33]), and then seed a pre-trained LLM with such context to provide grounded answers while avoiding the prohibitive time and cost of retraining an LLM.

In this study, several LLMs were evaluated to investigate if a retrieval-augmentation approach on a focused corpus could improve the accuracy of LLMs applications in biomedical Q&A. Three scoring metrics were utilized to objectively compare outputs between models using a set of evaluation-based questions focused on disease characterization, genetic subtypes, treatment options, and clinical outcomes in diffuse large B-cell lymphoma DLBCL. These observations provide insights into the pros and cons of each LLM and suggest potential areas for improvement to meet utility requirements for rigorous drug development and scientific research.

Methods

Evaluation framework

The performance of generically trained LLMs was tested versus a RetA LLM in question answering

(Q&A) tasks related to disease biology and drug development. A set of 19 questions focused on mechanisms and treatments associated with DLBCL were provided to evaluate LLM performance. The questions covered a broad range of topics related to DLBCL disease biology including clinical and molecular subtypes, genetic subsets and relevant biomarkers, clinical management, and standards of care and other available therapies. Questions were designed to look for both qualitative and quantitative answers (e.g. overall response rate and prevalence of genomic alterations). Each question was provided to four different LLMs: Open AI’s general ChatGPT-3.5 [34], OpenAI’s general GPT-4 [34], Bing’s Prometheus model (referred to in this manuscript as Bing chat, based on GPT-4 [35]), and a RetA LLM (based on GPT-3) using a custom set of full-text publications associated with DLBCL (**Table 1**). The questions intentionally varied in detail to assess the ability of each LLM to infer the expected result. For example, question #15 provided a concise query for DLBCL diagnosis and prognosis, while question #3 asked specific treatments for a target in the disease with accompanying references to support the answer.

The two general GPT-based LLMs from OpenAI were only trained on content up to September 2021 (OpenAI GPT-4 Technical Report [36]), as opposed to Bing’s Prometheus and the RetA models. Release versions of GPT-4 and GPT-3.5 used to answer the questions were from 3/23/23 to 4/28/23 (updates were released on a weekly or bi-weekly basis and were documented).

RetA model and dataset

Scientific papers were downloaded from PubMed Central (PMC [37]) using the Entrez E-utilities [38]). Each of the following queries was used to retrieve up to 500 articles: ‘diffuse large b-cell lymphoma’, ‘follicular lymphoma’, ‘epcoritamab’, ‘glofitamab’, ‘minimal residual disease’, ‘ctDNA’. By default, Entrez returns articles sorted by PMC identifier. The queries used were meant to generate a corpus specific to DLBCL, related biomarkers, standards of care, and therapeutic options, not to specifically answer the questions used in this evaluation. This created a unique dataset of 1,868 full-text articles. The documents were first pre-processed to exclude potentially unstructured or noisy text (e.g. figures, tables, references, author disclosure) and split into segments of 4,000 tokens. Embeddings were then calculated using the OpenAI model text-embedding-ada-002 and stored in a local database. When the user entered a question, the query was transformed into an embedding vector and compared to the database of embeddings using cosine similarity. The top k document segments by similarity were retrieved and formed the knowledge context for the user query. The synthesis of the answer to the query was achieved in two stages: in stage one, text-davinci-003 was used to answer the query using each of the k context segments with prompt instructions to minimize inclusion of non-factual information from the LLM. This generated k answers which were combined into a final response in the second stage using a call to text-davinci-003 with a summarization prompt (**Figure 1, Tables 2a,b**).

Evaluation metrics

Answers were scored for each question on a three-point scale (1-3, with 3 being highest) based on three metrics: accuracy, relevance, and readability by eight independent reviewers (**Table 3**), with each reviewer scoring a subset of questions. Answers to all questions were searchable. Accuracy and relevance assessments focused on factual correctness of answers, correctness of references or links to references, or general pieces of knowledge included or not included in an answer. The 3-point scale used for each evaluation category also allowed for some granularity in scoring answers. For example, an answer might be given a score of “2” if the result was factually correct but links to supporting references were broken or incorrect. An answer which does not directly address the question being asked or contains factually incorrect information (i.e. hallucinations) might garner a score of “1” for accuracy. As both the language model and oncology therapeutics fields are constantly evolving, there is some recency bias associated with answers to questions and the data which LLMs are trained on. This was in part accounted for through the types of questions chosen and the scale used to assess

responses. An emphasis of the evaluation was to specifically look for factually incorrect answers, as opposed to incomplete answers which may be a result of recency bias. Reviewers were all Ph.D. level scientists with an average of 8 years of biopharma industry experience and 11 years of post-doctoral work experience. All scores were then assessed by one reviewer from the group to adjust for reviewer biases. The prompts were stratified into three high level categories based on relevance to drug information, disease biology, and clinical information. Prompts were also grouped based on being general (i.e. high level) or specific (i.e. asking for details) questions to better attribute subfield performance within DLBCL in comparisons between LLMs.

Results

Overall, the performance of the LLMs varied widely across the different questions and metrics. In terms of accuracy, the RetA model of GPT-3 on DLBCL publications outperformed the other LLMs with the highest (3-point) scoring answers on 12/19 questions. GPT-4 was the next best performer with 3-point scores on 8/19 questions. Bing’s Prometheus had 7/19 3-point scores for accuracy while GPT-3.5 had the fewest high scoring answers (4/19 3-point scores) (**Figures 2, 3**). The summated scores for accuracy showed that the RetA model scored slightly higher than GPT-4 in the categories of drug and clinical information (**Figure 4**). Bing’s Prometheus model did not perform well in accuracy compared to all other models with low (1-point) scores on 10/19 questions (**Figures 2, 3**). This was primarily due to misrepresentation of references in its answers. Conversely, GPT-4 and the RetA model had the fewest low scoring answers for accuracy (1/19 and 3/19 respectively) across prompts (**Figures 2, 3**).

Interestingly, Bing’s Prometheus model was the only one to not score a value of 1 in accuracy for question #6 (“What is the overall response rate of DLBCL patients treated with glofitamab?”). Numerical overall and complete response rates (ORR and CRR, respectively) reported by GPT-3.5 (ORR=65.1%, CRR=35.1%) and GPT-4 (ORR=62.7%, CRR=39.2%) were not consistent with their references cited and had either fabricated or provided incorrect references. Bing’s Prometheus model scored a value of 2 because there was a mixture of accurate and inaccurate answers to the question, i.e., this model accurately captured the ORR value of glofitamab treatment (52%) in Dickinson et al, NEJM reference [39], but also incorrectly used the median duration of objective response rather than median duration of CR. The RetA model result was not accurate in answering this question because the official glofitamab trial efficacy paper [39] was not available on PubMed Central (<https://www.ncbi.nlm.nih.gov/pmc/>) and therefore not included in the corpus.

In terms of relevance, the RetA model performed slightly better than GPT-4 and GPT-3.5. The RetA model scored high (3-point) on 13/19 questions, compared to 11/19 and 10/19 in GPT-4 and GPT-3.5 respectively. Bing’s Prometheus model performed worst in this category with scores of 1 in 8/19 questions (**Figures 2, 3**). The other three LLMs had few-to-no low scoring answers to prompts with respect to relevance. The irrelevant answers (i.e. low scoring questions) across all LLMs were primarily due to references to other diseases or treatment. For example, in question #14 (“Have checkpoint inhibitor treatments in monotherapy or combination therapy settings shown efficacy in DLBCL patients? Provide references.”), the GPT-4 model cited three references, one of which was in Hodgkin’s lymphoma (DLBCL is a non-Hodgkin’s lymphoma) and another that discussed CAR-T, which is not a checkpoint inhibiting drug agent, though the model associated this treatment modality with immunotherapies and extended relevance to CAR-T therapies. GPT-3.5 also cited a reference evaluating a checkpoint inhibitor treatment in Hodgkin’s lymphoma.

Finally, for readability, GPT-4 scored the highest with 17/19 scores of 3, followed by GPT-3.5 with 15/19, and the RetA model with 11/19 (**Figures 2, 3**). The summated scores demonstrated parity between GPT-4 and GPT-3.5 across all categories (**Figure 4**). Readability was particularly low scoring in the clinical category of questions for the RetA. Bing’s Prometheus model once again scored last in this category (7/19 3-point scores), primarily due to concise, yet vague answers, often

with little detail. For example, for question #7 (“What is a treatment to use in DLBCL patients who have progressed on CAR-T?”), Bing’s Prometheus model simply reported references without summarization, including one study where multiple drugs were approved, and referenced only those of approved agents, ignoring studies evaluating investigational drug agents.

Across the 19 questions, both GPT-3.5 and GPT-4 LLMs generated a considerably higher number of hallucinations in their responses (31 from 13 questions and 19 from 8 questions, respectively) compared to the RetA model and Bing’s Prometheus model (3 from 3 questions and 2 from 1 question, respectively). These were primarily associated with fabrication of both references and clinical results. Although LLMs are known to be behind in mathematical capabilities [40], the inaccuracy of numerical results appeared to be due to hallucinations or context understanding rather than limitations in mathematical reasoning.

These results suggest that the performance of LLMs can vary widely depending on the specific task and domain, though the RetA model enhanced with domain-specific data may outperform more general-purpose LLMs in accuracy and relevance. However, it should be noted that this evaluation was limited to a specific set of questions and metrics, and further research is needed to fully understand the strengths and limitations of different LLMs for semantic search and other natural language processing tasks.

Discussion

The advantages and drawbacks of using LLMs trained on broad corpora versus a RetA approach ultimately depend on the specific use case and desired outcomes. In biomedical and healthcare research, it is paramount to have accurate, relevant, and unbiased information supported by published literature. In this study, quantifying the accuracy and utility of LLMs was conducted for answering qualitative and quantitative biomedical questions related to the treatment and prognosis of patients with DLBCL. Results here demonstrated that the RetA LLM performed better on biomedical-specific tasks than the other LLMs evaluated, specifically with respect to accuracy of results. This suggests that RetA LLMs can provide more accurate and reliable information for specific fields, reducing the likelihood of generating irrelevant or misleading outputs, while maintaining the flexibility and adaptability of a general LLM.

One major advantage of the RetA model is the easy integration of new domain knowledge that the base LLM was not trained on. When a new document is added to the corpus, the model only needs to calculate the embeddings to facilitate retrieval during future queries. On the other hand, fine-tuning or retraining an LLM on a new corpus takes both time and resources, and may not always be possible depending on the choice of LLM – as of the publication of this study, OpenAI has not offered an option to fine-tune their ChatGPT models; Meta’s LLaMA model is also not available for commercial applications [17, 41].

However, since the RetA model needs to prompt a pre-trained LLM into performing specific tasks such as summarizing across relevant documents and extracting information without using prior knowledge, the model typically uses a large amount of tokens as input and multiple iterations of base LLM inference (i.e. text-completion API) calls, which can increase the compute cost in its application. The dependence on a certain LLM (e.g. OpenAI GPT-3) also implies that the desired prompt behavior needs to be closely monitored when the LLM backend is updated with new training data, or when the user switches to a different base LLM (e.g. GPT-4, Dolly 2 [42], Open Assistant [43], or RedPajama [44]).

Furthermore, its performance is also bound by the limitations of the base LLM’s vocabulary (tokenizer) and internal representation of concepts (embedding). For example, question #13 asked about minimal residual disease (MRD) in DLBCL, but the document retriever returned articles about MRD in multiple myeloma and chronic lymphocytic leukemia - two distinct hematological

malignancies from DLBCL. The RetA model relies on GPT-3 as the summarization engine which failed to distinguish between the different disease types, leading to an incorrect answer. These issues may be ameliorated by utilizing more sophisticated document retrieval methods. For biomedical literature, domain specific models such as BioBERT and PubMedBERT can be used for tokenization and embedding calculation; additional metadata filters can also be used to improve relevance of retrieved documents. As an example, when the retrieval method was modified in the RetA model to directly search for supporting articles on PubMed by significance, the model provided informative and relevant answers detailing the measurement of disease clones with V(D)J sequences, as well as the association with clinical outcomes.

Overall, general LLMs provide highly readable and coherent text in various subjects. Furthermore, the performance of the RetA model demonstrated the utility of using LLMs as a backend in performing various reasoning tasks through specifically crafted prompts. Indeed, prompt engineering has been an active area of research that continues to expand the capability of pre-trained LLMs through methods such as: zero-shot [45], few-shot [4], chain of thought [46], self-ask [47], and ReAct [48] reasoning. These reasoning properties allow LLMs to be used as programmable agents to orchestrate and perform tasks across different modalities or domains (e.g. ToolFormer [49], Visual ChatGPT [50], Langchain [51], GPT plugins [52]).

Though findings here are informative, this study had several limitations that need to be considered. First, the assessment included only 19 questions, which accounted for various clinical, therapy, and biological content, which was an attempt to address pertinent context in biomedical research, though certainly not exhaustive. Second, the focus was on a single disease (DLBCL), which may not be generalizable to other diseases or domains. Third, the scoring metrics selected included accuracy, readability, and relevance, which might not have captured other important aspects of the text such as strength, completeness, and consistency. The scoring was performed across the entire answer as opposed to by sentence or phrase within an answer. While scoring questions in this manner can be subjective, we adjusted for this by using multiple reviewers and having an additional overarching review to calibrate scores across questions. There was also a range in experience among reviewers to account for any bias associated with experience. Questions were also specific enough such that available literature could be used to assess accuracy of answers. A point of emphasis for the evaluation of responses was to look for factually incorrect answers (hallucinations), which were more likely to garner the lowest score, as opposed to answers which were factually correct but not exhaustive. Last, the RetA model included an arbitrary number of full-text articles (1,868), prioritized by PMC identifier, which might not have represented the most relevant or comprehensive set of articles for the disease. It is possible that an optima of accuracy, relevance, and readability can be achieved with an RetA model by increasing the size and breadth of the corpus, and future work will be needed to test this hypothesis. Despite these limitations, this study provides valuable insights into the performance of LLMs on different types of corpora and highlights the importance of domain-specific knowledge in achieving higher accuracy and relevance.

With the rapid advancement and development of foundation models across text, image, video and other data modalities, adaptation of AI in a fair, accurate, and reliable fashion can make an immediate impact on healthcare and drug development. In this study, focus was on evaluation of pre-trained and RetA LLMs for biomedical Q&A in the field of clinical drug development. Future research could explore methods incorporating biomedical ontology, knowledge graphs, as well as other agent-based approaches to further enhance the performance of LLMs [51], [52]. As open-source initiatives democratize AI research [53, 54][42] [43] [44] and new emerging methodologies [55-58] begin to offer possibilities to build custom LLMs with reduced compute resources and time requirements, further integrating with multi-modal LLMs that leverage across molecular (e.g. mutations and gene expression), imaging (pathology and radiology), electronic health records, and wearable sensor data will provide a deeper understanding of disease biology and accelerate drug development in a

fair and socially responsible way [59] [60].

Acknowledgements

The authors thank Bryan Ho and Swathi Vangala for their contributions to infrastructure.

Figures and Tables

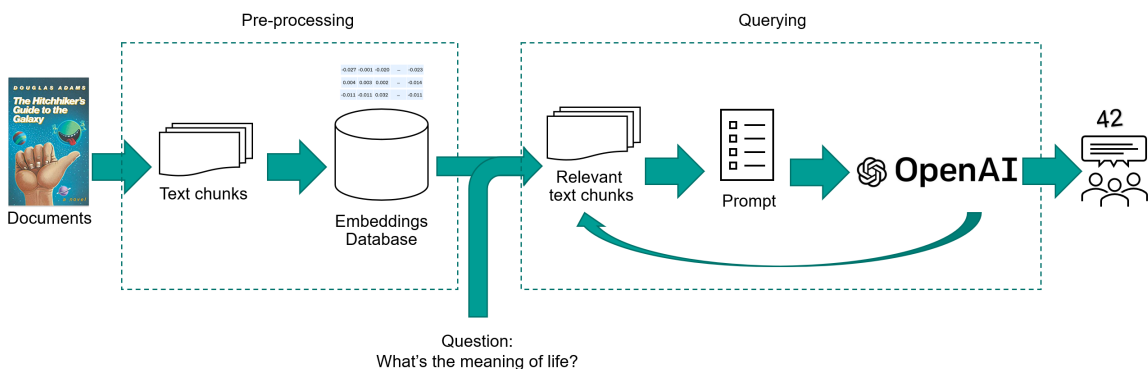


Figure 1. Components and workflow of a RetA LLM. The pre-processing stage splits documents into smaller chunks, creates embeddings and stores them in a database. At the querying stage, a document retriever finds the most relevant documents in the embeddings database, iteratively seeds the base LLM with context to generate a response.

Table 1. Questions used for LLM evaluation classified into group and scope categories.

Question #	Question	Group	Scope
1	What is epcoritamab? Please provide sources for your answer.	Drug information	General
2	What are the subtypes of DLBCL? Please provide sources for your answer.	Disease biology	General
3	What are the antibody therapies targeting CD20 for treatment of DLBCL? Please provide sources for your answer.	Drug information	General
4	What is the standard of care for treatment of DLBCL?	Clinical information	Specific
5	What are the approved drugs for treatment of DLBCL?	Clinical information	Specific
6	What is the overall response rate of DLBCL patients treated with glofitamab?	Clinical information	Specific
7	What is a treatment to use in DLBCL patients who have progressed on CAR-T?	Drug information	General
8	What are common treatments used in patients who have relapsed or were refractory to standard of care treatments in DLBCL?	Drug information	General
9	Do any DLBCL patient subtypes respond more favorably to chemotherapy or CAR-T treatments?	Clinical information	Specific

Question #	Question	Group	Scope
10	What are the most common adverse events observed in DLBCL patients treated with R-CHOP?	Clinical information	Specific
11	What biomarkers in DLBCL have been reported to correlate with either response or progression following treatment with R-CHOP?	Clinical information	Specific
12	What treatment combinations have been shown to be effective in DLBCL patients who have progressed on CAR-T treatment? Please provide sources for your answer.	Clinical information	Specific
13	How can minimal residual disease (MRD) be used to understand clinical outcomes in DLBCL patients? Please provide sources for your answer.	Disease biology	General
14	Have checkpoint inhibitor treatments in monotherapy or combination therapy settings shown efficacy in DLBCL patients? Provide references.	Drug information	Specific
15	DLBCL diagnosis and prognosis.	Clinical information	General
16	Landscape of DLBCL treatment as SOC. Please provide sources for your answer.	Clinical information	Specific
17	Emerging novel treatment options for DLBCL patients.	Drug information	General
18	what is the importance of TP53 in DLBCL?	Disease biology	General
19	What is the prevalence of double hit mutations in lymphoma?	Disease biology	Specific

Table 2a. Prompts for GPT3 in the RetA workflow.

Stage	Prompt
Stage one	Instruction: You are a truthful AI assistant. You answer questions only based on provided context below. If the context is not relevant to the question, say you do not know the answer. No need to explain why. Context: {segment of article} Question: {user query} Answer:
Stage two	Please combine the following paper's summaries. Only use the context below and not incorporate any prior knowledge. Paper #1: {answer 1 based on segment 1} Paper #2: {answer 2 based on segment 2}

Table 2b. Workflow and LLM descriptions used in this study.

Workflow	Evaluation	Base LLM
RetA LLM	Python workflow	text-davinci-003
chatGPT3.5	OpenAI web	gpt-3.5-turbo

Workflow	Evaluation	Base LLM
chatGPT4	OpenAI web	gpt-4
BingChat	Microsoft web	Custom GPT4

Table 3. Answer scoring metric descriptions for LLM comparison.

	Score		
Metrics	1	2	3
Accuracy	Mostly inaccurate or misleading content	A mix of accurate and inaccurate content	Factually accurate and reliable content
Relevance	Mostly irrelevant content	Partially relevant content	Highly relevant and on-point content
Readability	Difficult to read, unclear or convoluted language	Moderately readable, with some unclear passages	Easy to read, clear, and concise language

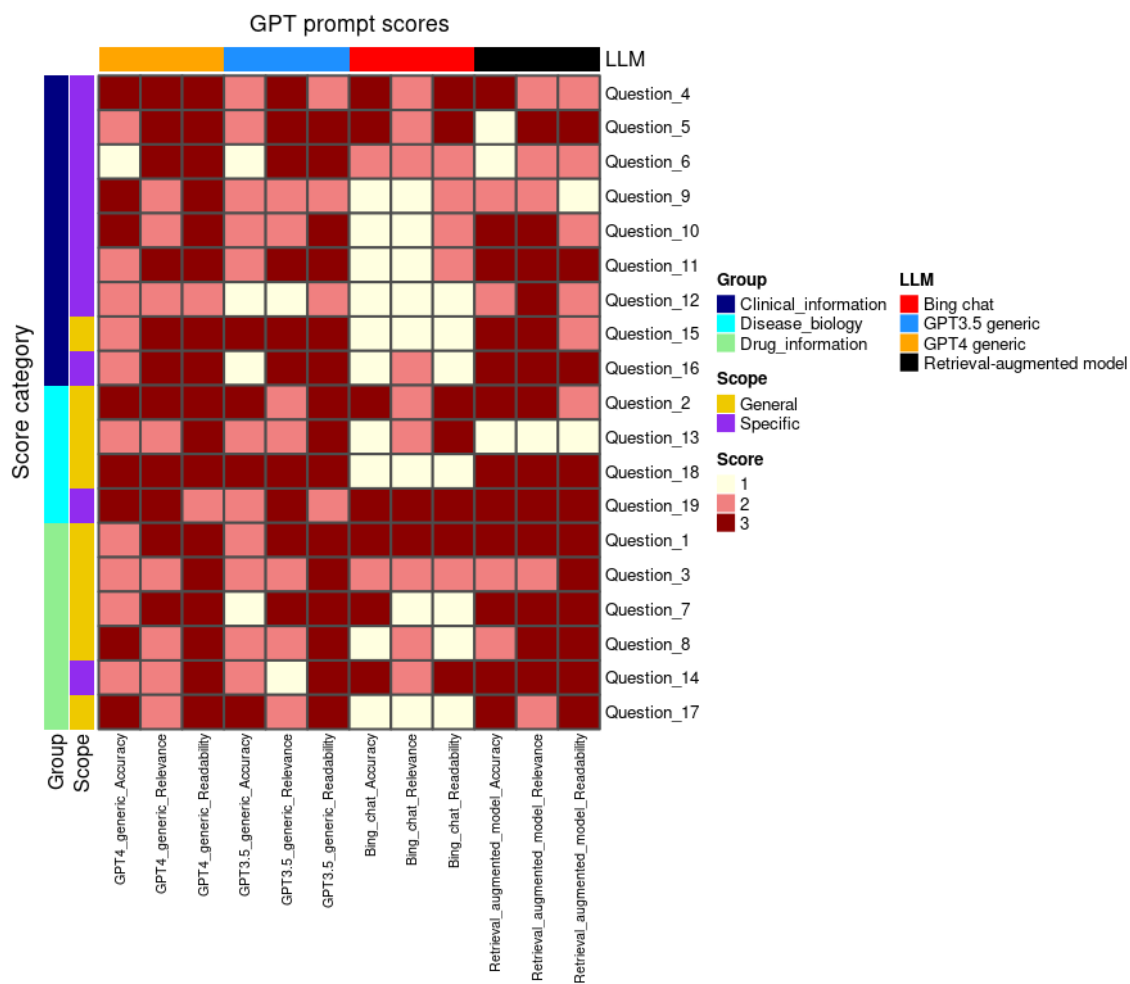


Figure 2. Scores for each LLM within 3 metrics (accuracy, relevance, readability) on a three-point scale. Questions are ordered by question category (clinical, drug-related, disease-related). Question scope (general or specific) is also annotated.

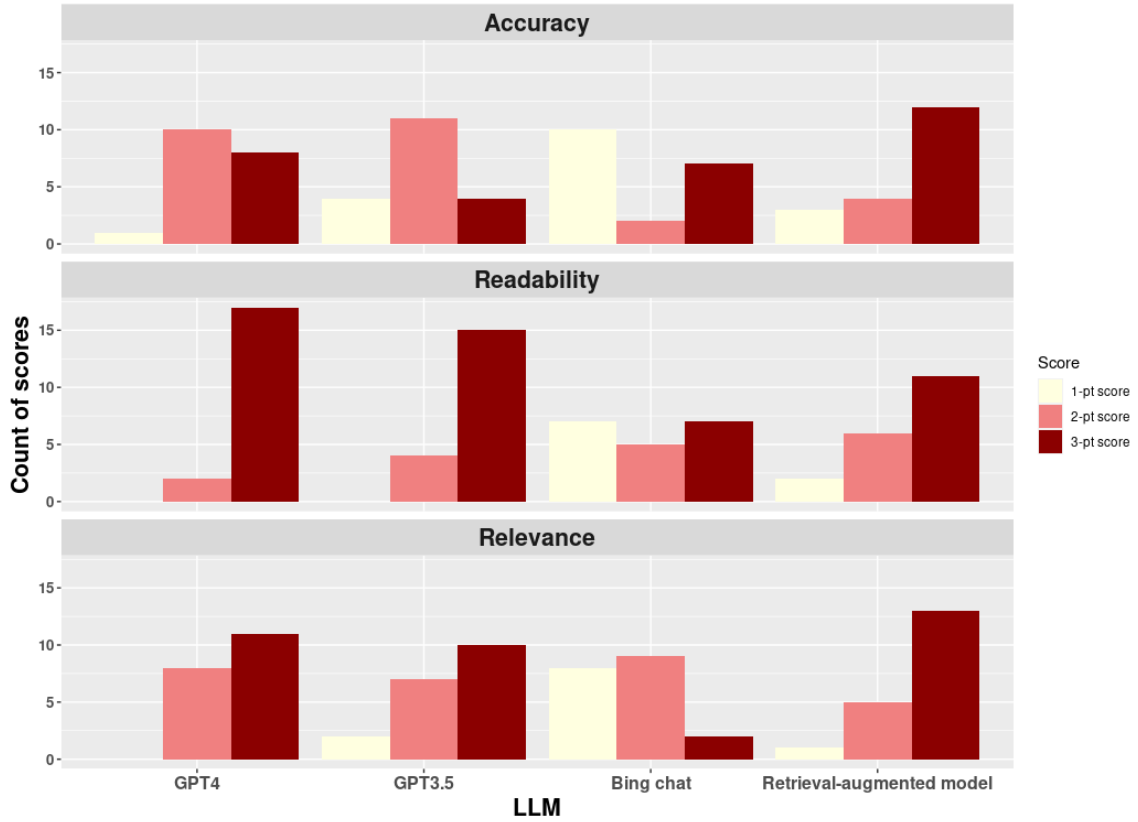


Figure 3. Count of scores (3-point, 2-point, and 1-point) across the 19 questions for each LLM in each score category (Accuracy, Readability, Relevance).

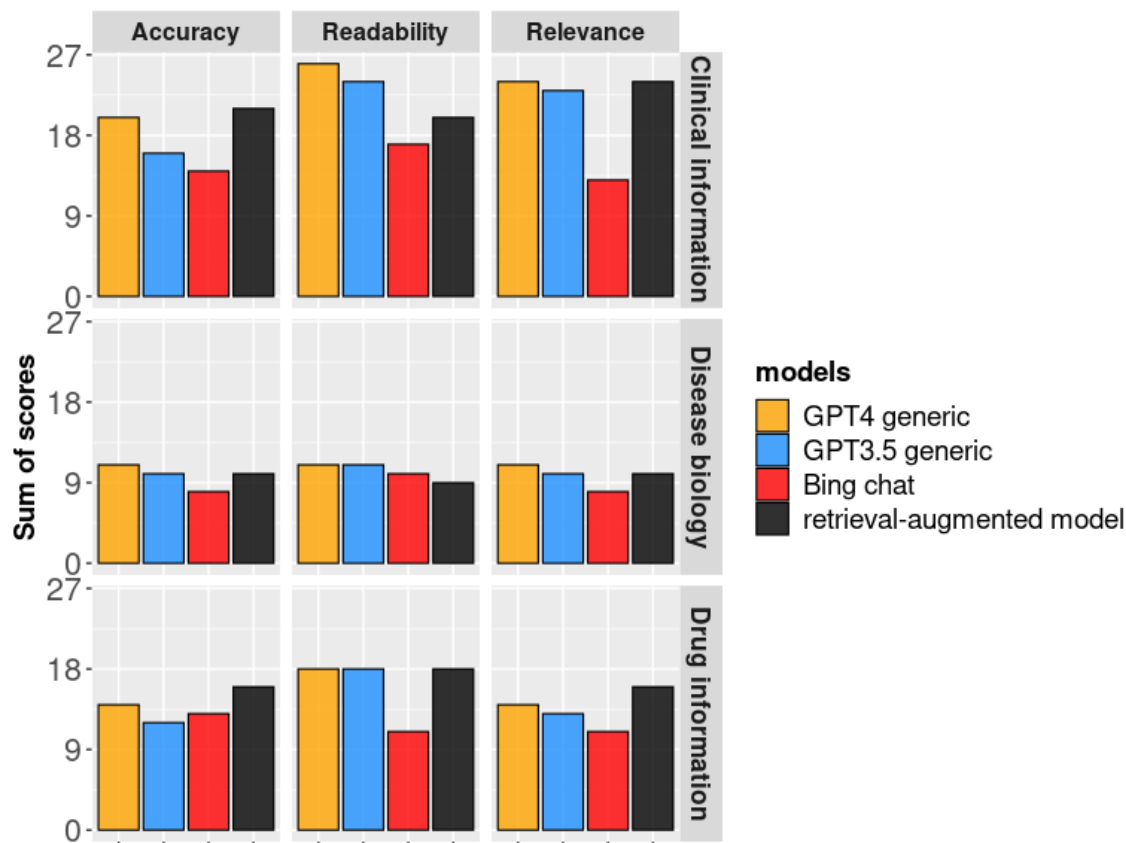


Figure 4. Summarized scores for each LLM within 3 metrics (accuracy, relevance, readability) and question categories (clinical information, disease biology, and drug information).

References

1. Vaswani, A., et al. *Attention Is All You Need*. 2017. arXiv:1706.03762 DOI: 10.48550/arXiv.1706.03762.
2. Devlin, J., et al. *BERT: Pre-training of Deep Bidirectional Transformers for Language Understanding*. 2018. arXiv:1810.04805 DOI: 10.48550/arXiv.1810.04805.
3. Radford, A., et al. *Language Models are Unsupervised Multitask Learners*. 2019.
4. Brown, T.B., et al. *Language Models are Few-Shot Learners*. 2020. arXiv:2005.14165 DOI: 10.48550/arXiv.2005.14165.
5. Chen, M., et al. *Evaluating Large Language Models Trained on Code*. 2021. arXiv:2107.03374 DOI: 10.48550/arXiv.2107.03374.
6. Gozalo-Brizuela, R. and E.C. Garrido-Merchan *ChatGPT is not all you need. A State of the Art Review of large Generative AI models*. 2023. arXiv:2301.04655 DOI: 10.48550/arXiv.2301.04655.
7. Phuong, M. and M. Hutter *Formal Algorithms for Transformers*. 2022. arXiv:2207.09238 DOI: 10.48550/arXiv.2207.09238.
8. Services, B.P., *Introducing BloombergGPT, Bloomberg’s 50-billion parameter large language model, purpose-built from scratch for finance*. 2023.

9. Wu, S., et al. *BloombergGPT: A Large Language Model for Finance*. 2023. arXiv:2303.17564 DOI: 10.48550/arXiv.2303.17564.
10. Yang, X., et al., *A large language model for electronic health records*. NPJ Digit Med, 2022. **5**(1): p. 194.
11. Chung, H.W., et al. *Scaling Instruction-Finetuned Language Models*. 2022. arXiv:2210.11416 DOI: 10.48550/arXiv.2210.11416.
12. Ouyang, L., et al., *Training language models to follow instructions with human feedback*. ArXiv, 2022. abs/2203.02155.
13. Heaven, W.D. *Why Meta's latest large language model survived only three days online*. 2022; Available from: <https://www.technologyreview.com/2022/11/18/1063487/meta-large-language-model-ai-only-survived-three-days-gpt-3-science/>.
14. Taylor, R., et al. *Galactica: A Large Language Model for Science*. 2022. arXiv:2211.09085 DOI: 10.48550/arXiv.2211.09085.
15. Chowdhery, A., et al. *PaLM: Scaling Language Modeling with Pathways*. 2022. arXiv:2204.02311 DOI: 10.48550/arXiv.2204.02311.
16. Zhang, S., et al. *OPT: Open Pre-trained Transformer Language Models*. 2022. arXiv:2205.01068 DOI: 10.48550/arXiv.2205.01068.
17. Touvron, H., et al. *LLaMA: Open and Efficient Foundation Language Models*. 2023. arXiv:2302.13971 DOI: 10.48550/arXiv.2302.13971.
18. *Common Crawl*. Available from: <https://commoncrawl.org/>.
19. Mikolov, T., et al. *Efficient Estimation of Word Representations in Vector Space*. in *International Conference on Learning Representations*. 2013.
20. Pennington, J., R. Socher, and C. Manning. *GloVe: Global Vectors for Word Representation*. 2014. Doha, Qatar: Association for Computational Linguistics.
21. Reimers, N. and I. Gurevych. *Sentence-BERT: Sentence Embeddings using Siamese BERT-Networks*. 2019. Hong Kong, China: Association for Computational Linguistics.
22. Gururangan, S., et al. *Don't Stop Pretraining: Adapt Language Models to Domains and Tasks*. 2020. Online: Association for Computational Linguistics.
23. Bender, E.M., et al., *On the Dangers of Stochastic Parrots: Can Language Models Be Too Big?*, in *Proceedings of the 2021 ACM Conference on Fairness, Accountability, and Transparency*. 2021, Association for Computing Machinery: Virtual Event, Canada. p. 610–623.
24. Guu, K., et al., *Retrieval Augmented Language Model Pre-Training*, in *Proceedings of the 37th International Conference on Machine Learning*, D. Hal, III and S. Aarti, Editors. 2020, PMLR: Proceedings of Machine Learning Research. p. 3929--3938.
25. Lee, J., et al., *BioBERT: a pre-trained biomedical language representation model for biomedical text mining*. *Bioinformatics*, 2019. **36**(4): p. 1234-1240.
26. Beltagy, I., K. Lo, and A. Cohan. *SciBERT: A Pretrained Language Model for Scientific Text*. 2019. Hong Kong, China: Association for Computational Linguistics.
27. Gu, Y., et al., *Domain-Specific Language Model Pretraining for Biomedical Natural Language Processing*. *ACM Trans. Comput. Healthcare*, 2021. **3**(1): p. Article 2.

28. Chalkidis, I., et al. *LEGAL-BERT: The Muppets straight out of Law School*. 2020. Online: Association for Computational Linguistics.
29. Kaplan, J., et al. *Scaling Laws for Neural Language Models*. 2020. arXiv:2001.08361 DOI: 10.48550/arXiv.2001.08361.
30. Ram, O., et al. *In-Context Retrieval-Augmented Language Models*. 2023. arXiv:2302.00083 DOI: 10.48550/arXiv.2302.00083.
31. Robertson, S. and H. Zaragoza, *The Probabilistic Relevance Framework: BM25 and Beyond*. Found. Trends Inf. Retr., 2009. **3**(4): p. 333–389.
32. Ram, O., et al. *Learning to Retrieve Passages without Supervision*. 2022. Seattle, United States: Association for Computational Linguistics.
33. Neelakantan, A., et al. *Text and Code Embeddings by Contrastive Pre-Training*. 2022. arXiv:2201.10005 DOI: 10.48550/arXiv.2201.10005.
34. OpenAI. *ChatGPT*. Available from: <https://chat.openai.com/>.
35. Microsoft, *Bing*.
36. OpenAI *GPT-4 Technical Report*. 2023. arXiv:2303.08774 DOI: 10.48550/arXiv.2303.08774.
37. NCBI. *PMC*. Available from: <https://www.ncbi.nlm.nih.gov/pmc/>.
38. NCBI, *Entrez E-utilities*.
39. Dickinson, M.J., et al., *Glofitamab for Relapsed or Refractory Diffuse Large B-Cell Lymphoma*. New England Journal of Medicine, 2022. **387**(24): p. 2220-2231.
40. Frieder, S., et al. *Mathematical Capabilities of ChatGPT*. 2023. arXiv:2301.13867 DOI: 10.48550/arXiv.2301.13867.
41. Research, F. *llama github page*. Available from: <https://github.com/facebookresearch/llama>.
42. Mike Conover, M.H., Ankit Mathur, Xiangrui Meng, Jianwei Xie, Jun Wan, Sam Shah, Ali Ghodsi, Patrick Wendell, Matei Zaharia and Reynold Xin, *Free Dolly: Introducing the World's First Truly Open Instruction-Tuned LLM*. 2023, Databricks.
43. *Open Assistant*. Available from: <https://open-assistant.io/>.
44. *RedPajama, a project to create leading open-source models, starts by reproducing LLaMA training dataset of over 1.2 trillion tokens*. 2023.
45. Kojima, T., et al. *Large Language Models are Zero-Shot Reasoners*. 2022. arXiv:2205.11916 DOI: 10.48550/arXiv.2205.11916.
46. Wei, J., et al. *Chain-of-Thought Prompting Elicits Reasoning in Large Language Models*. 2022. arXiv:2201.11903 DOI: 10.48550/arXiv.2201.11903.
47. Press, O., et al. *Measuring and Narrowing the Compositionality Gap in Language Models*. 2022. arXiv:2210.03350 DOI: 10.48550/arXiv.2210.03350.
48. Yao, S., et al. *ReAct: Synergizing Reasoning and Acting in Language Models*. 2022. arXiv:2210.03629 DOI: 10.48550/arXiv.2210.03629.
49. Schick, T., et al. *Toolformer: Language Models Can Teach Themselves to Use Tools*. 2023. arXiv:2302.04761 DOI: 10.48550/arXiv.2302.04761.
50. Wu, C., et al. *Visual ChatGPT: Talking, Drawing and Editing with Visual Foundation Models*. 2023. arXiv:2303.04671 DOI: 10.48550/arXiv.2303.04671.

51. *LangChain*. Available from: <https://python.langchain.com/en/latest/>.
52. *ChatGPT plugins*. Available from: <https://openai.com/blog/chatgpt-plugins>.
53. Biderman, S., et al. *Pythia: A Suite for Analyzing Large Language Models Across Training and Scaling*. 2023. arXiv:2304.01373 DOI: 10.48550/arXiv.2304.01373.
54. Köpf, A., et al. *OpenAssistant Conversations -- Democratizing Large Language Model Alignment*. 2023. arXiv:2304.07327 DOI: 10.48550/arXiv.2304.07327.
55. Hu, E.J., et al. *LoRA: Low-Rank Adaptation of Large Language Models*. 2021. arXiv:2106.09685 DOI: 10.48550/arXiv.2106.09685.
56. Lester, B., R. Al-Rfou, and N. Constant. *The Power of Scale for Parameter-Efficient Prompt Tuning*. 2021. arXiv:2104.08691 DOI: 10.48550/arXiv.2104.08691.
57. Li, X.L. and P. Liang. *Prefix-Tuning: Optimizing Continuous Prompts for Generation*. 2021. Online: Association for Computational Linguistics.
58. Liu, X., et al. *P-Tuning v2: Prompt Tuning Can Be Comparable to Fine-tuning Universally Across Scales and Tasks*. 2021. arXiv:2110.07602 DOI: 10.48550/arXiv.2110.07602.
59. Moor, M., et al., *Foundation models for generalist medical artificial intelligence*. Nature, 2023. **616**(7956): p. 259-265.
60. Acosta, J.N., et al., *Multimodal biomedical AI*. Nat Med, 2022. **28**(9): p. 1773-1784.