
Generalization Error without Independence: Denoising, Linear Regression, and Transfer Learning

Chinmaya Kausik*

Department of Mathematics
University of Michigan, Ann Arbor
ckausik@umich.edu

Kashvi Srivastava*

Department of Mathematics
University of Michigan, Ann Arbor
kashvi@umich.edu

Rishi Sonthalia*[†]

Department of Mathematics
University of California, Los Angeles
rsonthal@math.ucla.edu

Abstract

Studying the generalization abilities of linear models with real data is a central question in statistical learning. While there exist a limited number of prior important works [1–3] that do validate theoretical work with real data, these works have limitations due to technical assumptions. These assumptions include having a well-conditioned covariance matrix and having independent and identically distributed data. These assumptions are not necessarily valid for real data. Additionally, prior works that do address distributional shifts usually make technical assumptions on the joint distribution of the train and test data [4, 5], and do not test on real data.

In an attempt to address these issues and better model real data, we look at data that is not I.I.D. but has a low-rank structure. Further, we address distributional shift by decoupling assumptions on the training and test distribution. We provide analytical formulas for the generalization error of the denoising problem that are asymptotically exact. These are used to derive theoretical results for linear regression, data augmentation, principal component regression, and transfer learning. We validate all of our theoretical results on real data and have a low relative mean squared error of around 1% between the empirical risk and our estimated risk.

1 Introduction

A fundamental problem in statistical learning is understanding the generalization capabilities of statistical models *with real data* under various conditions, including a distributional shift between test and train data and transfer learning. Despite significant work in understanding the generalization error for linear regression [1, 6–13] and kernelized regression [2, 4, 14–20], there are many open questions. As detailed in [21], there are three issues in applying theory to real data. First, most of these works require well-conditioning assumptions on the full-rank covariance matrices. This implies that these cannot be applied to commonly found high-dimensional data which have some low-dimensional structure [22]. Second, the theoretical results in many of these works assume that we have a sequence of dimensions d_k of the data and a sequence of the number of training data points N_k that go to infinity. However, we have a fixed dimension and number of training data points for real data. Third, the generalization error has been studied under many different regimes for the

*Equal Contribution

[†]Corresponding Author

growth of d with respect to the number of data points N . Specifically, works either assume that d grows much more slowly than N [23], much faster than N [24, 25], or at the order of N [7, 10, 12, 13]. Instead, in practice, we have a given dataset with a fixed number of data points and living in a fixed dimensional space. Hence, we need to decide which regime we live in to be able to apply the corresponding theoretical results.

The first issue is partially addressed by work on Principal Component Regression [26, 27]. These works use a PCA-based low-rank approximation of the data and provide theoretical results in terms of the effective rank or eigenvalue decay of the data covariance matrix. However, they do not test on real data. The second issue can be addressed using the Random Features model [28] to create a higher dimensional data embedding. The more challenging issue is the fixed number of data points. There are two commonly used approaches to increase the amount of training data, but both run into theoretical issues. The first is to use data from a different but similar dataset. However, the data points are no longer *identically distributed*. Another commonly used approach is to augment the data by creating copies of the data and adding noise to them (for example [29]), under which the data points *are no longer independent*. The data being I.I.D. is a *fundamental assumption* in most prior work.

Despite these challenges, prior theoretical works test on real data [1–3]. The first of these, [1], assumes that the data distribution is given by a Gaussian mixture model. This is justified by noting that a Gaussian mixture model can be used to *approximate* any distribution. Next, [2] uses a Gaussian equivalence principle to argue that their teacher-student model can capture realistic data assumptions. Finally, [3] show that their appropriately rescaled training error asymptotically converges to the true risk under some assumptions. However, *all* of these works require that the training data is *I.I.D.* and that the test data is from the *same distribution* as the training data.

This also leads us to another important issue of distributional shift which refers to the phenomena where the training and test data do not come from the *same distribution*. Prior work has looked at addressing the problem of distribution shift. Empirically, studies such as [32–35] have noticed that there is a strong linear correlation between in-distribution accuracy and out-of-distribution accuracy. There has been some theoretical work [4, 30, 36–38] that has looked into this phenomenon, but a general theory is still lacking. For example, both [4] and [5] need assumptions jointly on the training and test data covariances spectrum. Other theoretical work includes [39] that computes bounds on the VC dimension, [40] that provides analysis for the minimax risk, and [41] that studies the generalization when training models with gradient descent.

Our Contribution. To address these issues, we look at *non-I.I.D. data* that explicitly has a low-rank structure. We look at the less-explored denoising problem [6], and use random matrix theory approaches. Given low-dimensional data x_i , embedded in high-dimensional space, we add noise to x_i to get a noisy version y_i . Then, we are interested in finding the linear denoiser W that minimizes the least squares problem,

$$\sum_i \|x_i - Wy_i\|_2^2.$$

For this setup, Theorem 1 provides the generalization error *without* needing assumptions involving the independence or identical distribution of *either the training or test data*. The paper *decouples assumptions on the training and test distribution*. This lets us also address the problem of distributional shift. Crucially, this means that Theorem 1 applies to various scenarios. We further show a strong correlation between the in-distribution and out-of-distribution risks by bounding the difference between the two risks by a quantity independent of the training data. We show that increasing the over-parameterization [30] or increasing the amount of *in-distribution* training data points moves us away from the peak of the generalization error curve, which improves *both in-distribution and out-of-distribution* generalization errors by the previous conclusion.

The major contributions of the paper are as follows.

1. **(Non-I.I.D. Low-Rank Data)** We derive the generalization error formula (Theorem 1, 3) for denoising low-dimensional data without I.I.D. assumptions.
2. **(Distribution Shift and Train-Test Decoupling)** We show that the assumptions on training and test data can be decoupled. We bound the difference between in-distribution and out-of-distribution expected risk (Theorem 2, Corollary 2).
3. **(Data Augmentation)** We establish theoretical results showing that data augmentation, either by creating new noisy samples or by mixing two datasets, improves in-distribution and out-of-distribution generalization (Corollary 3).

4. **(Regression)** We establish a link between the optimal denoiser and solving linear regression problems in the presence of input noise. Thus, allowing us to get a generalization error formula (Theorem 4) for the regression case.
5. **(Real Data)** We test on real data and get a relative error of under 1%, establishing that our theoretical results can be used with real data.³

Other Related Work. The generalization curves in this paper display double descent [42, 43], which is believed to occur due to the implicit bias of the learning algorithms. There has been significant theoretical work on understanding implicit biases [44–49] and gradient descent [50–61].

Paper Structure and Limitations. Section 2 provides details and theoretical assumptions for the model we analyze. Section 3 discusses our main theoretical results for the denoising problem. Section 4 discusses applications of the result to data augmentation, linear regression, and a specific instantiation of our results if we assume the test data is I.I.D.

We make great progress in understanding the generalization error, but our work still has limitations. The primary limitation is an assumption on the norm of the data in the over-parameterized regime. Specifically, our theoretical result assumes that $\|X_{trn}\|_F^2 = o(N_{trn})$. That is, the norm of the data points must decay as N_{trn} grows. This is because, like most related work, our theoretical results are asymptotic and have error terms for finite data. We need this condition for the error to go to zero. However, we make the more natural assumption that $\|X_{trn}\|_F^2 = O(N_{trn})$, i.e., the norm of the data points are roughly constant, in the under-parameterized regime. More sophisticated tools like in [12] could provide theoretical results that apply directly to finite data. Despite the theoretical assumption, we highlight that in our experiments, we use real data without scaling up the data dimension d or scaling the norm of the data points to match the $o(N_{trn})$ assumption, and we empirically see that the deviation from theoretical results is in fact small; under 1%.

2 Theoretical Setup

We detail assumptions on the data generating process and set up notation.

Assumptions about the data. The data is d dimensional with N data points. We work in the regime where $d, N \rightarrow \infty$ with $d/N \rightarrow c$ for some constant $c > 0$.

Assumption 1. We have d -dimensional data $X_{trn} \in \mathbb{R}^{d \times N}$ and $X_{tst} \in \mathbb{R}^{d \times N_{tst}}$ so that

1. *Low-rank:* There is a fixed $r > 0$ so that X_{trn} and X_{tst} have data-points lying in an r -dimensional subspace $\mathcal{V} \subset \mathbb{R}^d$, and the column span of X_{trn} is \mathcal{V} .
2. *Data growth:* $\|X_{trn}\|_F^2 = O(N)$ when $d < N$ and $\|X_{trn}\|_F^2 = o(N)$ when $d > N$.
3. *Low-rank well-conditioning:* For the r singular values σ_i of X_{trn} , $\frac{\sigma_i}{\sigma_1} = \Theta(1)$ and $\frac{1}{\sigma_i} = o(1)$ as N grows, for any i, j .

Let $X_{trn} = U \Sigma_{trn} V_{trn}^T$ be the SVD of X_{trn} with $U \in \mathbb{R}^{d \times r}$, $\Sigma_{trn} \in \mathbb{R}^{r \times r}$ and $V_{trn}^T \in \mathbb{R}^{r \times N}$. Note that the columns of U span \mathcal{V} . Then there exists a matrix L such that $X_{tst} = UL$. For Theorem 3, we will relax our assumption on X_{tst} to say that there exists L and $\alpha > 0$ so that $\|X_{tst} - UL\| < \alpha$.

Remark 1 (Generality of Data Assumptions). *We make a few remarks about our data assumptions.*

- *It is important to emphasize that besides the low-dimensionality and restrictions on singular values, we make no distributional assumptions about the training data. In particular, we **don't require** the training data to be I.I.D. The training data could come from different distributions and have several dependencies between data points.*
- *There are no assumptions on the test data except that it lies in \mathcal{V} . Spanning \mathcal{V} is not even required.*
- *In general, we would expect the norm of the data to grow with N . The restriction on the growth of $\|X_{trn}\|_F$ is very similar to the restriction on the signal-to-noise ratio θ_{trn} in [6]. This is discussed in more detail in Appendix A. Since we no longer assume that the data is I.I.D, we need this assumption to have any control over the deviation from the estimated generalization error.*
- *The requirement that $1/\sigma_i = o(1)$ demands that as N grows, every dimension "sees enough data," and $\sigma_j/\sigma_i = \Theta(1)$ demands that dimensions have relatively equal representation. These are both well-conditioning style assumptions. For instance, if $1/\sigma_i = \Omega(1)$, then we don't see enough of dimension i and effectively have rank $r - 1$.*

³The code for the experiments can be found in the following anonymized repository [Link].

Assumptions about the noise. While our assumptions are quite broad and inspired by [6], the best example of a noise distribution satisfying them is isotropic Gaussian noise, with each coordinate having variance $1/d$. We require Assumptions 2, 3, 4 (detailed below) for A_{trn} and only Assumption 2 for A_{tst} . In the rest of the paper, we will suppress the superscripts used below.

Definition 1. A distribution over matrices $A \in \mathbb{R}^{m \times n}$ is rotationally bi-invariant if for all orthogonal $U_1 \in \mathbb{R}^{m \times m}$ and all orthogonal $U_2 \in \mathbb{R}^{n \times n}$, $U_1 A U_2$ has the same distribution as A .

Another way to phrase rotational bi-invariance is if the SVD of A is given by $A = U_A \Sigma_A V_A^T$, then U_A and V_A are uniformly random orthogonal matrices and are independent of Σ_A and each other.

Assumption 2. Let $A \in \mathbb{R}^{d \times N}$ be sampled from a distribution \mathcal{D}_{noise} such that

1. For all i, j , $\mathbb{E}_{\mathcal{D}_{noise}}[A_{ij}] = 0$, and $\mathbb{E}_{\mathcal{D}_{noise}}[A_{ij}^2] = \eta^2/d$. Here $\eta = \Theta(1)$ as N grows.
2. For all $\{i_1, j_1\} \neq \{i_2, j_2\}$, $\mathbb{E}_{\mathcal{D}_{noise}}[A_{i_1 j_1} A_{i_2 j_2}] = \mathbb{E}_{\mathcal{D}_{noise}}[A_{i_1 j_1}] \mathbb{E}_{\mathcal{D}_{noise}}[A_{i_2 j_2}]$.

Assumption 3. Let $A \in \mathbb{R}^{d \times N}$ be sampled from a distribution \mathcal{D}_{noise} such that \mathcal{D}_{noise} is rotationally bi-invariant and A is full rank with probability one.

Assumption 4. Suppose $A^{d,N}$ is a sequence of matrices such that $d, N \rightarrow \infty$ with $d/N \rightarrow c > 0$. Let $\lambda_1^{d,N}, \dots, \lambda_N^{d,N}$ be the eigenvalues of $(A^{d,N})^T A^{d,N}$. Let $\mu_{d,N} = \sum_i \delta_{\lambda_i^{d,N}}$ be the sum of dirac delta measures for the eigenvalues. Then we shall assume that $\mu_{d,N}$ converges weakly in probability to the Marchenko-Pastur measure with shape c (see Appendix A).

Remark 2 (Generality of Noise Assumptions). We make a few remarks about our noise assumptions.

- While Assumptions 2, 3, and 4 on the noise may seem restrictive, they encompass a family of noise distributions that include Gaussian noise. Proposition 1 in [6] provides examples of other distributions that satisfy these assumptions.
- We note that much like how assumptions on X_{tst} and X_{trn} are decoupled, our assumptions on the noise matrices A_{trn} and A_{tst} are also very minimal and decoupled. Specifically, the training and test data noise need not come from the same distribution.
- We need even more minimal assumptions for A_{tst} , only requiring Assumption 2.

Denoising Model and Training Algorithm Let X_{trn}, X_{tst} satisfy Assumption 1. Let the noise matrix A_{trn} satisfy Assumptions 2, 3, and 4, and let the noise matrix A_{tst} satisfy Assumption 2. Then we are working with a linear denoising model W , that is the minimum norm solution to the following least squares problem.

$$W := X_{trn} Y_{trn}^\dagger = \arg \min_{\hat{W}} \|X_{trn} - \hat{W} \underbrace{(X_{trn} + A_{trn})}_{Y_{trn}}\|_F^2. \quad (1)$$

For this model, the risk or generalization error is given by mean squared generalization error.

$$\mathcal{R}_W(X_{tst}) := \mathbb{E}_{A_{trn}, A_{tst}} \left[\frac{\|X_{tst} - W(X_{tst} + A_{tst})\|_F^2}{N_{tst}} \right]. \quad (2)$$

Transfer Learning. The main applications of our result will be to the realm of transfer learning. Specifically, since we assume that our data lives in a low-dimensional linear subspace \mathcal{V} , we will consider the following two types of distributional shifts.

- Definition 2.**
- In-subspace distributions refer to test data distributions whose support is \mathcal{V} .
 - Out-of-subspace distributions refer to test data distributions whose support is not contained in \mathcal{V} .

3 Generalization Error Without I.I.D. Assumption

This section presents our main result – Theorem 1. All proofs are in Appendix E

Theorem 1 (In-Subspace Generalization). Let $r < |d - N|$. Let $X_{trn} \in \mathbb{R}^{d \times N}$ satisfy Assumption 1, and let A_{trn} satisfy Assumptions 2, 3, and 4. Let W be the minimum norm solution to $\|X_{trn} - \hat{W}(X_{trn} + A_{trn})\|_F$, and let U be the left singular vectors for X_{trn} . Then for any test data X_{tst} that lives in \mathcal{V} and test noise A_{tst} satisfying only Assumption 2, the mean squared generalization error

(Equation 2) is given by the following, with $L := U^T X_{tst}$ and $c := d/N$.
If $c < 1$ (under-parameterized regime)

$$\begin{aligned} \mathcal{R}_W(UL) &= \frac{\eta_{trn}^4}{N_{tst}} \left\| (\Sigma_{trn}^2 c + \eta_{trn}^2 I)^{-1} L \right\|_F^2 \\ &\quad + \eta_{tst}^2 \eta_{trn}^2 \frac{1}{d} \frac{c^2}{1-c} \text{Tr} \left(\Sigma_{trn}^2 \left(\Sigma_{trn}^2 + \frac{1}{\eta_{trn}^2} I \right) (\Sigma_{trn}^2 c + \eta_{trn}^2 I)^{-2} \right) + O \left(\frac{1}{d\sqrt{d}} \right). \end{aligned}$$

If $c > 1$ (over-parameterized regime)

$$\mathcal{R}_W(UL) = \frac{\eta_{trn}^4}{N_{tst}} \left\| (\Sigma_{trn}^2 + \eta_{trn}^2 I)^{-1} L \right\|_F^2 + \frac{\eta_{tst}^2 \eta_{trn}^2}{d} \frac{c}{c-1} \text{Tr}((I + \eta_{trn}^2 \Sigma_{trn}^{-2})^{-1}) + O \left(\frac{\|\Sigma_{trn}\|^2}{d^2} \right).$$

Notice that under our assumptions, the $O(1/d\sqrt{d})$ and $O(\|\Sigma_{trn}\|/d^2)$ deviations from the estimates above are both $o(1/d)$. Computing the generalization error given by Theorem 1 requires knowledge of Σ_{trn} and L . Prior work such as [7, 12] have formulas in terms of the covariance of the data distribution. However, since we do not make distributional assumptions but instead assume low-rank data, the singular values are the appropriate replacement for the covariance matrix. Further, if we have I.I.D. assumptions, then Section 4 and Appendix C have versions of Theorem 1 that make use of the covariance instead.

Estimating the generalization error also requires knowledge of L . If $X_{tst} = U_{tst} \Sigma_{tst} V_{tst}$, then we have that $L = U^T U_{tst} \Sigma_{tst} V_{tst}$. Due to the unitary invariance of the norm, we only need knowledge of $U^T U_{tst}$ and Σ_{tst} . As we have already argued, it is reasonable to know Σ_{tst} in place of the covariance matrix. The $U^T U_{tst}$ is an alignment term. Since we do not assume the training data has the same distribution as the test data, estimating the generalization error requires knowledge about the relationship between the two. Additionally, alignment terms exist in prior work for linear regression [3]. Further, if we restrict ourselves to the distributional assumption that $U^T U_{tst} = I$, we recover the conjectured formula in [6].

Corollary 1. *In Theorem 1, if we further assume that $U^T U_{tst} = I$, then we can replace L with Σ_{tst} in the expression for the generalization risk.*

Transfer learning. Theorem 1 can be used to understand the generalization error for transfer learning when we have in-subspace test distributions. We can use the following proposition to bound the difference between the risks. Note that if $X_{tst,1}$ below is drawn from the same distribution as X_{trn} , then we are in the transfer learning setting.

Theorem 2 (Transfer Bound). *Under the assumptions of Theorem 1, consider a linear denoiser W trained on training data $X_{trn} = U \Sigma_{trn} V_{trn}^T$ with Σ_{trn} such that $\sigma_r(X_{trn}) > M$, and tested on test data $X_{tst,1} = UL_1$ and $X_{tst,2} = UL_2$ with noise $A_{tst,1}, A_{tst,2}$ with the same variance η_{tst}^2/d . Then, the generalization errors \mathcal{R}_1 and \mathcal{R}_2 differ, for $c < 1$, by*

$$|\mathcal{R}_2 - \mathcal{R}_1| \leq \frac{\eta_{trn}^4}{N_{tst}(M^2 c + \eta_{trn}^2)^2} \text{Tr}(|L_2 L_2^T - L_1 L_1^T|) + o(1) \leq \frac{1}{N_{tst}} \text{Tr}(|L_2 L_2^T - L_1 L_1^T|) + o(1)$$

and for $c > 1$, by

$$|\mathcal{R}_2 - \mathcal{R}_1| \leq \frac{\eta_{trn}^4}{N_{tst}(M^2 + \eta_{trn}^2)^2} \text{Tr}(|L_2 L_2^T - L_1 L_1^T|) + o(1) \leq \frac{1}{N_{tst}} \text{Tr}(|L_2 L_2^T - L_1 L_1^T|) + o(1)$$

where $|\cdot|$ applied to a matrix denotes the element-wise absolute value.

Since $L_i L_i^T / N_{tst}$ is like the population covariance for the test data⁴, Theorem 2 provides a reasonable bound and shows a strong correlation between the two risks. Note that the final bound is independent of the number of training data points and singular values of the training data.

We have considered in-subspace distributional shifts. However, the distributional shift can take the test data out of the low-dimensional subspace \mathcal{V} . For such cases, we bound the generalization error.

Theorem 3 (Out-of-Subspace Generalization). *Let $r < |d - N|$. Let $X_{trn} \in \mathbb{R}^{d \times N}$ satisfy Assumption 1, and let A_{trn} satisfy Assumptions 2, 3, and 4. Let W be the minimum norm solution*

⁴It is not the covariance as we do not necessarily have mean zero data and we do not have I.I.D. samples.

to $\|X_{trn} - \tilde{W}(X_{trn} + A_{trn})\|$, and let U be the left singular vectors of X_{trn} . Then, for **any** X_{tst} for which there exists an L and an $\alpha > 0$ such that $\|X_{tst} - UL\|_F \leq \alpha$, and A_{tst} that satisfies Assumption 2, we have that the generalization error $\mathcal{R}_W(X_{tst})$ satisfies

$$|\mathcal{R}_W(X_{tst}) - \mathcal{R}_W(UL)| \leq \alpha^2 \sigma_1(W + I)^2.$$

From this, we can extract the following corollary.

Corollary 2. If $X_{tst,1}$ and $X_{tst,2}$ are two different test datasets and $X_{trn} = U\Sigma_{trn}V_{trn}^T$ is the training data such that there exists L_i with $\alpha_i = \|X_{tst,i} - UL_i\|_F$, then

$$|\mathcal{R}_W(X_{tst,1}) - \mathcal{R}_W(X_{tst,2})| \leq (\alpha_1^2 + \alpha_2^2)\sigma_1(W + I)^2 + \frac{1}{N_{tst}}Tr(|L_2L_2^T - L_1L_1^T|) + o(1)$$

where $|\cdot|$ applied to a matrix denotes the element-wise absolute value.

Comments on the proof of Theorem 1 The generalization error has two terms. They correspond to a bias term and a variance term, which we get using the decomposition $\mathbb{E}[\|X_{tst} - WX_{tst} + A_{tst}\|_F^2] = \mathbb{E}[\|X_{tst} - WX_{tst}\|_F^2] + \mathbb{E}[\|WA_{tst}\|_F^2]$. Since we don't make assumptions on the distribution of the low-rank data, we have to use the distribution of the noise, particularly the spectrum of the noise, to determine these expectations. This involves expanding $(X_{trn} + A_{trn})^\dagger$ in $W = X_{trn}(X_{trn} + A_{trn})^\dagger$ by viewing the data X_{trn} as a perturbation of the noise A_{trn} . We thus produce an expression for the generalization error using traces of products of matrices written in terms of A_{trn}^\dagger and the SVD of X_{trn} . The majority of the work is in evaluating the expectation and term-wise variance of each matrix in the products. The full proof can be found in Appendix E.

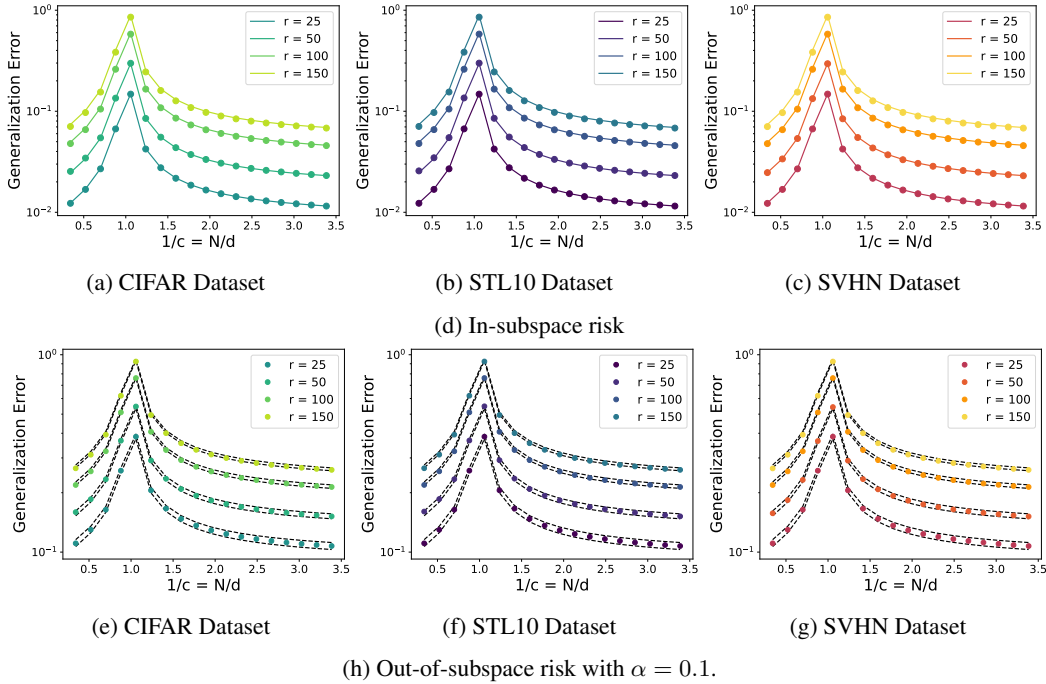
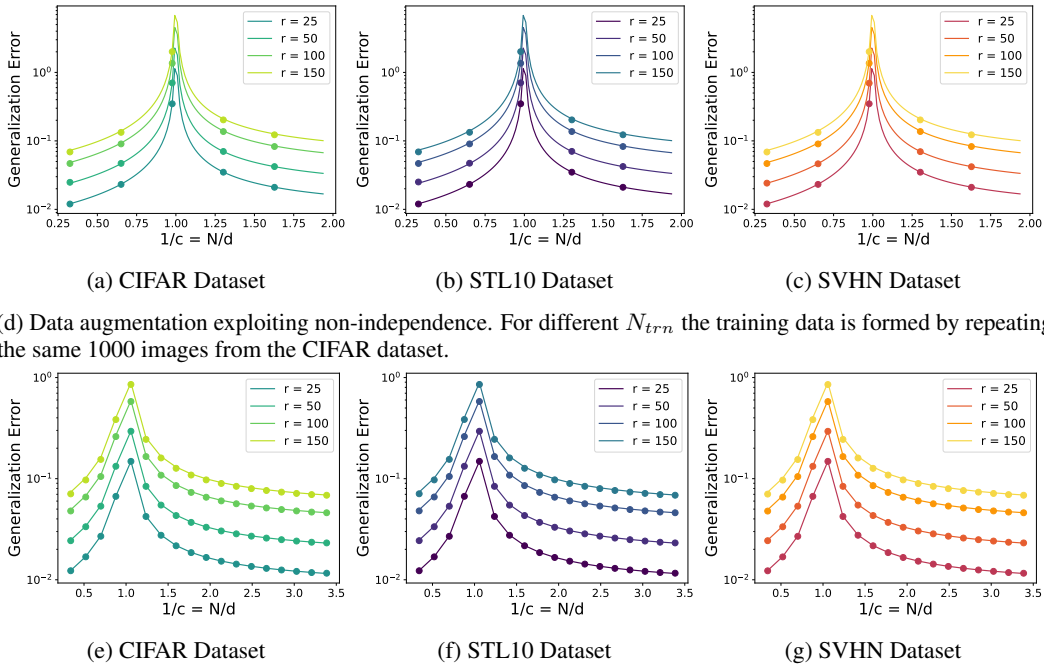


Figure 1: Figures showing the generalization error vs $1/c = N/d$. Training data from the CIFAR dataset is projected onto its first r principal components for $r = 25, 50, 100, 150$. 2500 test data points from CIFAR, STL10, and SVHN datasets are projected onto the same low-dimensional subspace. For the out-of-subspace curves, we add full-dimensional Gaussian noise such that $\alpha = 0.1$. The upper and lower bounds for the empirical markers are given by $\sqrt{\mathcal{R}(UL)} \pm \alpha\sigma_1(W + I)$ (refer Theorems 1, 3). The solid and dashed lines denote theoretical results. For empirical data points, shown by markers, we report the mean generalization error over at least 200 trials.

Principal Component Regression We numerically verify the accuracy of Theorem 1 via an application to Principal Component Regression (PCR) [26, 27]. To highlight the fact that the training

and test data do not have to come from the same distribution, whenever possible, we test on multiple real test datasets that are different from the training data. In PCR, instead of working with high dimensional data matrices, we find the best low-rank approximation \hat{X} of the training data. The data points in \hat{X} live in some low-dimensional space \mathcal{V} , embedded in high-dimensional space, and are used for training the model. During testing, we either project the test data onto \mathcal{V} , in this case, the generalization error is given by Theorem 1. Or we let the test data be high-dimensional, in this case, the generalization error is bounded by Theorem 3. We provide the computational details for all our experiments in Appendix F.

For the first empirical test, we use images from CIFAR [62] for the training data. Since d is fixed, we vary c by varying N . We test it on 2500 images from the test data split of CIFAR and 2500 images from STL10 [63] and SVHN [64]. Note that the test datasets are also projected onto the low-dimensional subspace. Figure 1d, shows that the theoretical curves and the empirical results align perfectly. Numerically, we find that the relative error between the generalization error estimate and the average empirical error is, on average, under 1%. Figure 1d shows that the shapes of the curves for three different datasets are nearly identical. This can be interpreted as a result of Theorem 2. Theorem 2 bounds the difference between the risks using a bound that is independent of c , hence as we vary c , we expect the curves to have similar shapes. Thus, for the least squares denoising problem, we theoretically verify prior empirical observations [33, 34] that the in-distribution generalization risk is highly correlated with the out-of-distribution generalization risk. Moreover, we notice that as we move away from $c = 1$, both the in-distribution and out-of-distribution test error decreases. Hence, we see that increasing *over-parameterization* (supporting [30]) or increasing *the number of in-distribution training data points* improves the out-of-distribution generalization risk.



(h) Data augmentation exploiting non-identicality of the distribution. The training data is formed by mixing CIFAR train split with STL10 train split dataset.

Figure 2: Figure showing the generalization error vs $1/c$ for two different methods of data augmentation and for $r = 25, 50, 100, 150$. Solid lines denote the theoretical results. We report the mean generalization error over at least 200 trials for empirical data points, shown by markers.

Taking this analysis further, we numerically verify Theorem 3 in two different setups; small and large α . We present the small α case in the main text, and the large α case is in Appendix B. For the small α case, after projecting onto \mathcal{V} , we add a small amount of full-dimensional Gaussian noise. From Theorem 3, we obtain an upper and lower bound on the generalization error. Figure 1h shows that for the small α case, the upper and lower bounds are close to each other and imply that the generalization

error will peak for values of c close to 1. This experiment reiterates the strong correlation seen in Corollary 2 between the in-distribution and the out-of-distribution test risks.

4 Applications to Linear Regression and Data Augmentation

In this section, we consider two applications of Theorem 1 to data augmentation and linear regression. We also present a special instantiation of Theorem 1 to the situation in which we have I.I.D. test data.

Data Augmentation. In contrast with [65], but similar to [6], optimally picking the noise parameter will not remove the peak in the generalization error (see Appendix A). Instead, we implement the approach of data augmentation to move away from the peak. We take two approaches that individually exploit the absence of the I.I.D. assumptions.

First, since the training data points need not be independent, we augment the training data by adding new noisy versions of the same data. Theorem 1 applies as long as the new noise is independent of the old noise. If there are k copies of the data, then the new singular values are \sqrt{k} times the singular values for when there is one copy. As $\|\Sigma_{trn}\| \rightarrow \infty$, the variance terms converge to a constant independent of the growth rate of Σ_{trn} . Further, the bias term is constant in the under-parameterized regime. Thus, the $|1 - c|^{-1}$ is the dominating term in the error. Second, we augment the training data by taking data from both the CIFAR and STL10 datasets. Since CIFAR and STL10 are similar, they form a reasonable pair of datasets for this augmentation method. Using the triangle inequality, we see that the growth of Σ_{trn}^2 is at most linear in N . Hence a similar analysis applies.

Corollary 3. *Increasing the number of in-distribution training data points via either form of data augmentation decreases the in-distribution and out-of-distribution generalization risk in the under-parameterized regime.*

Figure 2 empirically verifies Theorem 1 for both data augmentation methods. We see that data augmentation is beneficial in the under-parameterized regime as it decreases the effective value of c and hence reduces the error. However, in the over-parameterized regime, decreasing c moves us back towards the peak and increases the generalization error. Of course, such phenomena could be mitigated by adding other regularizers or by further augmenting the data. This experiment also verifies Corollary 3. Hence we see that increasing the number of in-distribution training data points reduces the out-of-distribution risk.

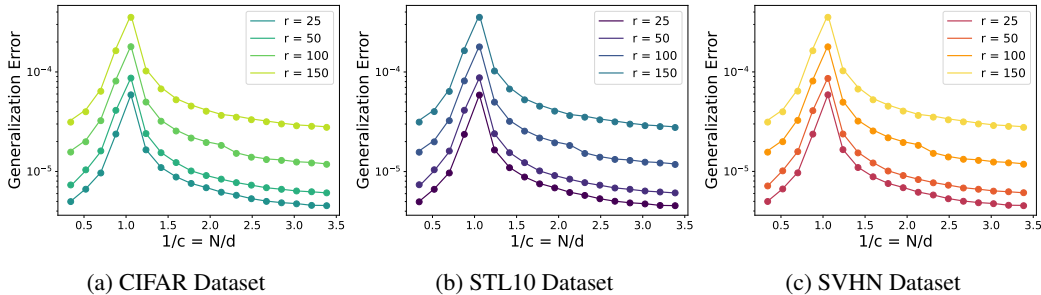


Figure 3: Figure showing the generalization error vs $1/c$ for linear regression for $r = 25, 50, 100, 150$. The theoretical solid line curves are given by Theorem 4. We report the mean generalization error over at least 200 trials for empirical data points, shown by markers.

Linear Regression. Extending our results from the denoising problem, we present a result for linear regression over noisy data. Given data x , we want to learn a linear function β_{opt} , such that $y = \beta_{opt}^T x$, where we can access the true y but only have access to noisy versions of x . This differs from prior works, which assume that we have access to noiseless x and noisy versions of y [10, 13]. We first note that our learned estimator β is given by $\beta^T = \beta_{opt}^T W$. Once we have the learned β , the generalization error is given by the following theorem.

Theorem 4 (Linear Regression). *Let $r < |d - N|$. Let $X_{trn} \in \mathbb{R}^{d \times N}$ satisfy Assumption 1, and let A_{trn} satisfy Assumptions 2, 3, and 4. Let β be the minimum norm solution to $\|\beta_{opt}^T X_{trn} - \tilde{\beta}(X_{trn} + A_{trn})\|$, and let U be the left singular vectors for X_{trn} . Then for any test data X_{tst} that lies in \mathcal{V} , and any A_{tst} satisfying Assumption 2, the mean squared generalization error for the*

linear regression problem is given by the following, with $L := U^T X_{tst}$, and $\hat{\beta}^T := \beta_{opt}^T U$. If $c < 1$ (under-parameterized regime)

$$\mathcal{R} = \frac{\eta_{trn}^4}{N_{tst}} \left\| \hat{\beta}^T (\Sigma_{trn}^2 c + \eta_{trn}^2 I)^{-1} L \right\|_F^2 + \eta_{trn}^2 \eta_{tst}^2 \frac{1}{d} \frac{c^2}{1-c} \text{Tr} \left(\hat{\beta}^T \Sigma_{trn}^2 \left(\Sigma_{trn}^2 + \frac{1}{\eta_{trn}^2} I \right) (\Sigma_{trn}^2 c + \eta_{trn}^2 I)^{-2} \hat{\beta} \right) + o \left(\frac{1}{d} \right),$$

and if $c > 1$ (over-parameterized regime)

$$\mathcal{R} = \frac{\eta_{trn}^4}{N_{tst}} \left\| \hat{\beta}^T (\Sigma_{trn}^2 + \eta_{trn}^2 I)^{-1} L \right\|_F^2 + \eta_{trn}^2 \eta_{tst}^2 \frac{1}{d} \frac{c}{c-1} \text{Tr} (\hat{\beta}^T (I + \eta_{trn}^2 \Sigma_{trn}^{-2})^{-1} \hat{\beta}) + o \left(\frac{1}{d} \right).$$

We need the alignment coefficients $\hat{\beta}$ to estimate the generalization error. Such alignment coefficients have appeared in prior work [3]. Figure 3 shows that the theoretical curve and the empirical results are aligned again. As with the denoising case, this result can be extended to bound the error for out-of-subspace distributions and to bound the difference between the generalization risks for two distributions. The analysis can also be done for the data augmentation scenario. A full discussion can be found in Appendix D.

Independent and Identically Distributed (I.I.D.) Test Data Let us assume that the test data is identically and independently drawn from some distribution \mathcal{D}_{tst} with mean zero and covariance Σ . Then the generalization error is given by the following corollary.

Corollary 4 (I.I.D. Test Data). *In the setting of Theorem 1, if we further assume that the columns of L are drawn I.I.D. from a distribution with mean zero and Covariance Σ , then we can remove the $\frac{1}{N_{tst}}$ and replace L with $\Sigma^{1/2}$ in the expression for the generalization risk.*

Remark 3. *Given any distribution on \mathcal{V} , we can consider the diffeomorphism that changes the basis to U . Hence, making assumptions on the distribution of L versus the distribution of X_{tst} does not cost us any generality.*

Figure 4, shows that the theoretical error aligns perfectly with the empirical result. The model is trained on the CIFAR dataset and tested on data drawn from an anisotropic Gaussian. The case of I.I.D. training data is presented in Appendix C.

5 Conclusion

We studied the problem of denoising low-dimensional input data that had been perturbed with high-dimensional noise. For this problem, we showed that it is possible to both *remove the I.I.D. assumption* and *decouple the assumptions on the training data and test data*. This let us estimate the model’s generalization error under a wide variety of scenarios. These scenarios include in-subspace and out-of-subspace transfer learning. Further, we showed that the result applies to scenarios where we have two different forms of data augmentation. The first exploits the lack of independence assumption and augments the dataset with new noisy versions of the data. The second exploits the lack of the identically distributed assumption to augment the dataset using data points from a different dataset. While the paper focuses on the problem of denoising, we also showed that similar results hold for the linear regression case when we have the true response y_i and noisy data points. We showed that for our problem, there is a strong correlation between the in-distribution and the out-of-distribution generalization risk. Further, we showed that improving the in-distribution generalization risk by increasing the number of in-distribution training data points or by increasing the over-parameterization reduces the out-of-distribution generalization risk.

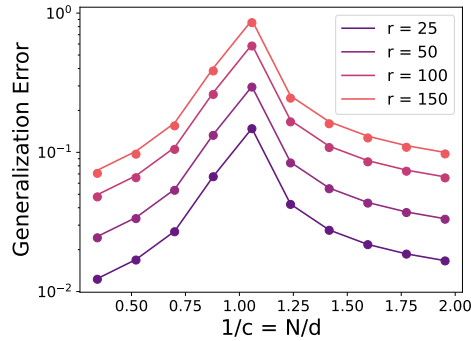


Figure 4: Figure showing the generalization error vs $1/c$ obtained for I.I.D. test data for $r = 25, 50, 100, 150$. The theoretical solid line curve is given by Corollary 4. We report the mean generalization error over at least 200 trials for empirical data points, shown by markers.

References

- [1] Bruno Loureiro, Gabriele Sicuro, Cedric Gerbelot, Alessandro Pocco, Florent Krzakala, and Lenka Zdeborova. Learning Gaussian Mixtures with Generalized Linear Models: Precise Asymptotics in High-dimensions. In *Advances in Neural Information Processing Systems*, 2021 (cited on pages 1, 2, 16).
- [2] Bruno Loureiro, Cedric Gerbelot, Hugo Cui, Sebastian Goldt, Florent Krzakala, Marc Mezard, and Lenka Zdeborova. Learning Curves of Generic Features Maps for Realistic Datasets with a Teacher-Student Model. In *Advances in Neural Information Processing Systems*, 2021 (cited on pages 1, 2).
- [3] Alexander Wei, Wei Hu, and Jacob Steinhardt. More Than a Toy: Random Matrix Models Predict How Real-World Neural Representations Generalize. In *Proceedings of the 39th International Conference on Machine Learning*, 2022 (cited on pages 1, 2, 5, 9).
- [4] Nilesh Tripuraneni, Ben Adlam, and Jeffrey Pennington. Covariate Shift in High-Dimensional Random Feature Regression. *ArXiv*, 2021 (cited on pages 1, 2, 16).
- [5] Denny Wu and Ji Xu. On the Optimal Weighted ℓ_2 Regularization in Overparameterized Linear Regression. *Advances in Neural Information Processing Systems*, 2020 (cited on pages 1, 2).
- [6] Rishi Sonthalia and Raj Rao Nadakuditi. Training Data Size Induced Double Descent For Denoising Feedforward Neural Networks and the Role of Training Noise. *Transactions on Machine Learning Research*, 2023 (cited on pages 1–5, 8, 17, 24–26, 33–37).
- [7] Edgar Dobriban and Stefan Wager. High-dimensional asymptotics of prediction: ridge regression and classification. *The Annals of Statistics*, 2018 (cited on pages 1, 2, 5).
- [8] Gabriel Mel and Surya Ganguli. A Theory of High Dimensional Regression with Arbitrary Correlations Between Input Features and Target Functions: Sample Complexity, Multiple Descent Curves and a Hierarchy of Phase Transitions. In *Proceedings of the 38th International Conference on Machine Learning*, 2021 (cited on page 1).
- [9] Vidhya Muthukumar, Kailas Vodrahalli, Vignesh Subramanian, and Anant Sahai. Harmless Interpolation of Noisy Data in Regression. *IEEE International Symposium on Information Theory*, 2019 (cited on page 1).
- [10] Peter Bartlett, Philip M. Long, Gabor Lugosi, and Alexander Tsigler. Benign Overfitting in Linear Regression. *Proceedings of the National Academy of Sciences*, 2020 (cited on pages 1, 2, 8).
- [11] Mikhail Belkin, Daniel J. Hsu, and Ji Xu. Two Models of Double Descent for Weak Features. *SIAM Journal on Mathematics of Data Science*, 2020 (cited on page 1).
- [12] Michal Dereziński, Feynman T Liang, and Michael W Mahoney. Exact Expressions for Double Descent and Implicit Regularization Via Surrogate Random Design. In *Advances in Neural Information Processing Systems*, 2020 (cited on pages 1–3, 5).
- [13] Trevor Hastie, Andrea Montanari, Saharon Rosset, and Ryan J. Tibshirani. Surprises in High-Dimensional Ridgeless Least Squares Interpolation. *The Annals of Statistics*, 2022 (cited on pages 1, 2, 8).
- [14] Song Mei, Theodor Misiakiewicz, and Andrea Montanari. Generalization Error of Random Feature and Kernel Methods: Hypercontractivity and Kernel Matrix Concentration. *Applied and Computational Harmonic Analysis*, 2022 (cited on page 1).
- [15] Song Mei and Andrea Montanari. The Generalization Error of Random Features Regression: Precise Asymptotics and the Double Descent Curve. *Communications on Pure and Applied Mathematics*, 2021 (cited on page 1).
- [16] Song Mei, Andrea Montanari, and Phan-Minh Nguyen. A Mean Field View of the Landscape of Two-layer Neural Networks. *Proceedings of the National Academy of Sciences of the United States of America*, 2018 (cited on page 1).
- [17] Federica Gerace, Bruno Loureiro, Florent Krzakala, Marc Mezard, and Lenka Zdeborova. Generalisation Error in Learning with Random Features and the Hidden Manifold Model. In *Proceedings of the 37th International Conference on Machine Learning*, 2020 (cited on page 1).
- [18] Blake Woodworth, Suriya Gunasekar, Jason D. Lee, Edward Moroshko, Pedro Savarese, Itay Golan, Daniel Soudry, and Nathan Srebro. Kernel and Rich Regimes in Overparameterized Models. In *Proceedings of 33rd Conference on Learning Theory*, 2020 (cited on page 1).

- [19] Behrooz Ghorbani, Song Mei, Theodor Misiakiewicz, and Andrea Montanari. Limitations of Lazy Training of Two-layers Neural Network. In *Advances in Neural Information Processing Systems*, 2019 (cited on page 1).
- [20] Behrooz Ghorbani, Song Mei, Theodor Misiakiewicz, and Andrea Montanari. When Do Neural Networks Outperform Kernel Methods? In *Advances in Neural Information Processing Systems*, 2020 (cited on page 1).
- [21] Chen Cheng and Andrea Montanari. Dimension Free Ridge Regression. *arXiv preprint arXiv:2210.08571*, 2022 (cited on page 1).
- [22] Madeleine Udell and Alex Townsend. Why Are Big Data Matrices Approximately Low Rank? *SIAM Journal on Mathematics of Data Science*, 2019 (cited on page 1).
- [23] A. W. van der Vaart. *Asymptotic Statistics*. Cambridge Series in Statistical and Probabilistic Mathematics. Cambridge University Press, 1998 (cited on page 2).
- [24] Robert Tibshirani. Regression Shrinkage and Selection via the Lasso. *Journal of the Royal Statistical Society Series b-Methodological*, 1996 (cited on page 2).
- [25] David L. Donoho, Michael Elad, and Vladimir N. Temlyakov. Stable Recovery of Sparse Overcomplete Representations in the Presence of Noise. *IEEE Transactions on Information Theory*, 2006 (cited on page 2).
- [26] Ningyuan Huang, David W. Hogg, and Soledad Villar. Dimensionality Reduction, Regularization, and Generalization in Overparameterized Regressions. *SIAM Journal on Mathematics of Data Science*, 2022 (cited on pages 2, 6).
- [27] Ji Xu and Daniel J Hsu. On the Number of Variables to Use in Principal Component Regression. *Advances in Neural Information Processing Systems*, 2019 (cited on pages 2, 6).
- [28] Ali Rahimi and Benjamin Recht. Random Features for Large-Scale Kernel Machines. In *Advances in Neural Information Processing Systems*, 2007 (cited on page 2).
- [29] Ting Chen, Simon Kornblith, Mohammad Norouzi, and Geoffrey Hinton. A Simple Framework for Contrastive Learning of Visual Representations. In *Proceedings of the 37th International Conference on Machine Learning*, Proceedings of Machine Learning Research, pages 1597–1607. PMLR, 2020 (cited on page 2).
- [30] Nilesh Tripuraneni, Ben Adlam, and Jeffrey Pennington. Overparameterization Improves Robustness to Covariate Shift in High Dimensions. In *Advances in Neural Information Processing Systems*, 2021 (cited on pages 2, 7).
- [31] Rishi Sonthalia, Xinyue Li, and Bochao Gu. Under-Parameterized Double Descent for Ridge Regularized Least Squares Denoising of Data on a Line. In 2023 (cited on page 42).
- [32] John P Miller, Rohan Taori, Aditi Raghunathan, Shiori Sagawa, Pang Wei Koh, Vaishaal Shankar, Percy Liang, Yair Carmon, and Ludwig Schmidt. Accuracy on the Line: on the Strong Correlation Between Out-Of-Distribution and In-Distribution Generalization. In *Proceedings of the 38th International Conference on Machine Learning*, 2021 (cited on page 2).
- [33] Benjamin Recht, Rebecca Roelofs, Ludwig Schmidt, and Vaishaal Shankar. Do Imagenet Classifiers Generalize to Imagenet? In *Proceedings of the 36th International Conference on Machine Learning*, 2019 (cited on pages 2, 7).
- [34] John Miller, Karl Krauth, Benjamin Recht, and Ludwig Schmidt. The Effect of Natural Distribution Shift on Question Answering Models. In *Proceedings of the 37th International Conference on Machine Learning*, 2020 (cited on pages 2, 7).
- [35] R. Thomas McCoy, Junghyun Min, and Tal Linzen. BERTs of a feather do not generalize together: large variability in generalization across models with similar test set performance. In *Proceedings of the Third BlackboxNLP Workshop on Analyzing and Interpreting Neural Networks for NLP*, 2020 (cited on page 2).
- [36] Horia Mania and Suvrit Sra. Why Do Classifier Accuracies Show Linear Trends Under Distribution Shift? *arXiv preprint arXiv:2012.15483*, 2020 (cited on page 2).
- [37] Mohammad Zalbagi Darestani, Akshay S. Chaudhari, and Reinhard Heckel. Measuring Robustness in Deep Learning Based Compressive Sensing. In *Proceedings of the 38th International Conference on Machine Learning*, 2021 (cited on page 2).
- [38] Daniel LeJeune, Jiayu Liu, and Reinhard Heckel. Monotonic Risk Relationships under Distribution Shifts for Regularized Risk Minimization. *arXiv preprint arXiv:2210.11589*, 2022 (cited on page 2).

- [39] Shai Ben-David, John Blitzer, Koby Crammer, and Fernando Pereira. Analysis of Representations for Domain Adaptation. In *Advances in Neural Information Processing Systems*, 2006 (cited on page 2).
- [40] Qi Lei, Wei Hu, and Jason Lee. Near-Optimal Linear Regression under Distribution Shift. In *Proceedings of the 38th International Conference on Machine Learning*, 2021 (cited on page 2).
- [41] Andrew K. Lampinen and Surya Ganguli. An Analytic Theory of Generalization Dynamics and Transfer Learning in Deep Linear Networks. In *International Conference on Learning Representations*, 2019 (cited on page 2).
- [42] Manfred Opper and Wolfgang Kinzel. Statistical Mechanics of Generalization. *Models of Neural Networks III: Association, Generalization, and Representation*, 1996 (cited on page 3).
- [43] Mikhail Belkin, Daniel J. Hsu, Siyuan Ma, and Soumik Mandal. Reconciling Modern Machine-Learning Practice and the Classical Bias–Variance Trade-off. *Proceedings of the National Academy of Sciences*, 2019 (cited on page 3).
- [44] Alnur Ali, Edgar Dobriban, and Ryan J. Tibshirani. The Implicit Regularization of Stochastic Gradient Flow for Least Squares. In *Proceedings of the 37th International Conference on Machine Learning*, 2020 (cited on page 3).
- [45] Arthur Jacot, Berfin Simsek, Francesco Spadaro, Clement Hongler, and Franck Gabriel. Implicit Regularization of Random Feature Models. In *Proceedings of the 37th International Conference on Machine Learning*, 2020 (cited on page 3).
- [46] Ohad Shamir. The Implicit Bias of Benign Overfitting. In *Proceedings of 35th Conference on Learning Theory*, 2022 (cited on page 3).
- [47] Behnam Neyshabur. Implicit Regularization in Deep Learning. *ArXiv*, abs/1709.01953, 2017 (cited on page 3).
- [48] Behnam Neyshabur, Srinadh Bhojanapalli, David Mcallester, and Nati Srebro. Exploring Generalization in Deep Learning. In *Advances in Neural Information Processing Systems*, 2017 (cited on page 3).
- [49] Behnam Neyshabur, Ryota Tomioka, and Nathan Srebro. In Search of the Real Inductive Bias: On the Role of Implicit Regularization in Deep Learning. *CoRR*, 2015 (cited on page 3).
- [50] Daniel Soudry, Elad Hoffer, Suriya Gunasekar, and Nathan Srebro. The Implicit Bias of Gradient Descent on Separable Data. *Journal of Machine Learning Research*, 2018 (cited on page 3).
- [51] Kaifeng Lyu and Jian Li. Gradient Descent Maximizes the Margin of Homogeneous Neural Networks. In *International Conference on Learning Representations*, 2020 (cited on page 3).
- [52] Ziwei Ji and Matus Telgarsky. The Implicit Bias of Gradient Descent on Nonseparable Data. In *Proceedings of the 32nd Conference on Learning Theory*, 2019 (cited on page 3).
- [53] Benjamin Bowman and Guido Montúfar. Implicit Bias of MSE Gradient Optimization in Underparameterized Neural Networks. In *International Conference on Learning Representations*, 2022 (cited on page 3).
- [54] L  na  c Chizat and Francis Bach. Implicit Bias of Gradient Descent for Wide Two-Layer Neural Networks Trained with the Logistic Loss. In *Proceedings of 33rd Conference on Learning Theory*, 2020 (cited on page 3).
- [55] Simon Du, Jason Lee, Haochuan Li, Liwei Wang, and Xiyu Zhai. Gradient Descent Finds Global Minima of Deep Neural Networks. In *Proceedings of the 36th International Conference on Machine Learning*, 2019 (cited on page 3).
- [56] Simon S. Du, Xiyu Zhai, Barnabas Poczos, and Aarti Singh. Gradient Descent Provably Optimizes Over-parameterized Neural Networks. In *International Conference on Learning Representations*, 2019 (cited on page 3).
- [57] Alnur Ali, J. Zico Kolter, and Ryan J. Tibshirani. A Continuous-Time View of Early Stopping for Least Squares Regression. In *Proceedings for the 22nd International Conference on Artificial Intelligence and Statistics*, 2019 (cited on page 3).
- [58] Courtney Paquette, Elliot Paquette, Ben Adlam, and Jeffrey Pennington. Implicit Regularization or Implicit Conditioning? Exact Risk Trajectories of SGD in High Dimensions. *ArXiv*, abs/2206.07252, 2022 (cited on page 3).

- [59] Ben Poole, Subhaneil Lahiri, Maithra Raghu, Jascha Sohl-Dickstein, and Surya Ganguli. Exponential Expressivity in Deep Neural Networks Through Transient Chaos. In *Advances in Neural Information Processing Systems*, 2016 (cited on page 3).
- [60] Yunwen Lei, Ting Hu, and Ke Tang. Generalization Performance of Multi-Pass Stochastic Gradient Descent with Convex Loss Functions. *Journal of Machine Learning Research*, 2022 (cited on page 3).
- [61] Courtney Paquette, Elliot Paquette, Ben Adlam, and Jeffrey Pennington. Homogenization of SGD in High-dimensions: Exact Dynamics and Generalization Properties. In 2022 (cited on page 3).
- [62] Alex Krizhevsky. Learning Multiple Layers of Features from Tiny Images. In 2009 (cited on pages 7, 43).
- [63] Adam Coates, A. Ng, and Honglak Lee. An Analysis of Single-Layer Networks in Unsupervised Feature Learning. In *Proceedings of the 14th International Conference on Artificial Intelligence and Statistics*, 2011 (cited on pages 7, 43).
- [64] Yuval Netzer, Tao Wang, Adam Coates, A. Bissacco, Bo Wu, and A. Ng. Reading Digits in Natural Images with Unsupervised Feature Learning. In 2011 (cited on pages 7, 43).
- [65] Preetum Nakkiran, Prayaag Venkat, Sham M. Kakade, and Tengyu Ma. Optimal Regularization can Mitigate Double Descent. In *International Conference on Learning Representations*, 2020 (cited on page 8).
- [66] Stéphane d’Ascoli, Levent Sagun, and Giulio Biroli. Triple Descent and the Two Kinds of Overfitting: Where and Why Do They Appear? In *Advances in Neural Information Processing Systems*, 2020 (cited on page 16).
- [67] Jeffrey Pennington and Pratik Worah. Nonlinear Random Matrix Theory for Deep Learning. In *Advances in Neural Information Processing Systems*, 2017 (cited on page 16).
- [68] Lucas Benigni and Sandrine Péché. Eigenvalue distribution of some nonlinear models of random matrices. *Electronic Journal of Probability*, 26:1–37, 2021 (cited on page 16).
- [69] Sandrine Péché. A Note on the Pennington-Worah Distribution. *Electronic Communications in Probability* (cited on page 16).
- [70] Fatih Furkan Yilmaz and Reinhard Heckel. Regularization-Wise Double Descent: Why it Occurs and How to Eliminate it. In *IEEE International Symposium on Information Theory*, 2022 (cited on page 17).
- [71] Yimin Wei. The Weighted Moore–Penrose Inverse of Modified Matrices. *Applied Mathematics and Computation*, 2001 (cited on pages 22, 31).
- [72] George W. Bohrnstedt and Arthur S. Goldberger. On the exact covariance of products of random variables. *Journal of the American Statistical Association*, 64(328):1439–1442, 1969. ISSN: 01621459. URL: <http://www.jstor.org/stable/2286081> (visited on 05/24/2023) (cited on pages 27, 29, 37).
- [73] Vladimir Marcenko and Leonid Pastur. Distribution of Eigenvalues for Some Sets of Random Matrices. *Mathematics of The Ussr-sbornik*, 1967 (cited on page 42).
- [74] Friedrich Götze and A. Tikhomirov. On the Rate of Convergence to the Marchenko–Pastur Distribution. *arXiv: Probability*, 2011 (cited on page 42).
- [75] Friedrich Götze and Alexander Tikhomirov. Rate of Convergence to the Semi-Circular Law. *Probability Theory and Related Fields*, 2003 (cited on page 42).
- [76] Friedrich Götze and Alexander Tikhomirov. Rate of Convergence in Probability to the Marchenko-Pastur Law. *Bernoulli*, 2004 (cited on page 42).
- [77] Friedrich Götze and Alexander Tikhomirov. The Rate of Convergence for Spectra of GUE and LUE Matrix Ensembles. *Central European Journal of Mathematics*, 2005 (cited on page 42).
- [78] Z. Bai, Baiqi. Miao, and Jian-Feng. Yao. Convergence Rates of Spectral Distributions of Large Sample Covariance Matrices. *SIAM Journal on Matrix Analysis and Applications*, 2003 (cited on page 42).

Contents

1	Introduction	1
2	Theoretical Setup	3
3	Generalization Error Without I.I.D. Assumption	4
4	Applications to Linear Regression and Data Augmentation	8
5	Conclusion	9
A	Additional Remarks and Definitions	16
A.1	Extension to non-linear models.	16
A.2	Marchenko-Pastur Distribution	16
A.3	Link between assumptions in [6] and this paper	17
A.4	Amount of Training noise	17
B	Additional Results	17
B.1	Out of subspace PCR for large α	17
B.2	Full Dimensional Denoising	17
C	Independent Isotropic Identical Training Data	17
D	Linear Regression	20
E	Proofs	21
E.1	Proof for Theorem 1	21
E.1.1	The Overparametrized Regime, $d > N$	21
E.1.2	The Underparametrized Regime, $d < N$	30
E.2	Proof of Theorem 2	39
E.3	Proofs for Theorem 3	40
E.4	Proofs for Theorem 4	40
E.5	Proofs for Corollary 4	41
E.6	Proofs for Theorem 5	41
E.7	Proofs for Corollary 5	42
F	Numerical Details	43
F.1	Data	43
F.2	Compute Time	43
F.3	Principal Component Regression	43
F.3.1	In-Subspace	43
F.3.2	Out-of-Subspace	43
F.4	Linear Regression	44

F.5	Data Augmentation	44
F.5.1	Without Independence	45
F.5.2	Without Identicality	45
F.6	I.I.D. Data	45
F.6.1	I.I.D. Test Data	45
F.6.2	I.I.D. Train Data	46
F.6.3	I.I.D Train and Test Data	46
F.7	Full Dimensional Denoising	46
F.8	Optimal η_{trn}	47

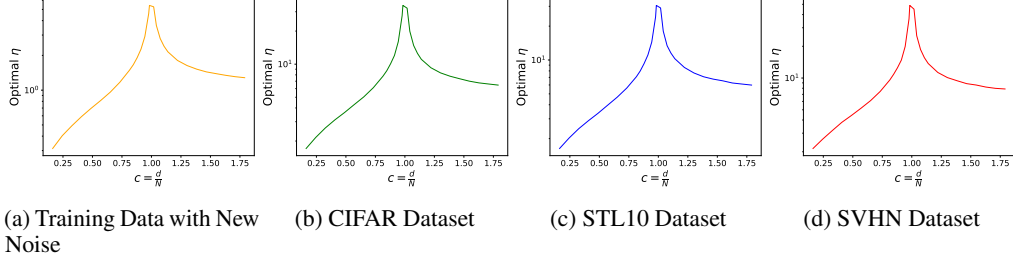


Figure 5: Optimal η_{trn} that minimizes the generalization error given in Theorem 1 versus $c = d/N_{trn}$.

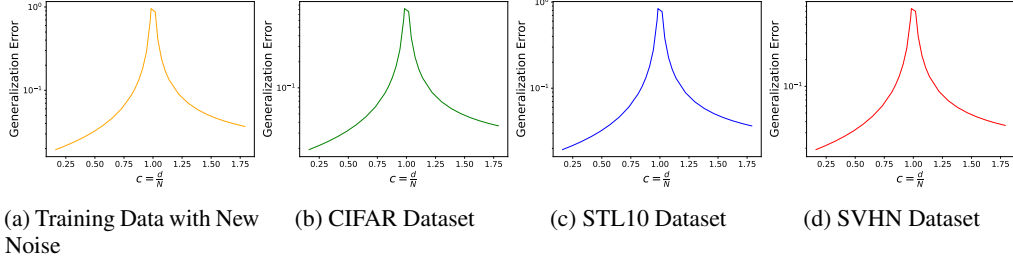


Figure 6: Generalization Error using Theorem 1 versus $1/c$ with optimal η_{trn} .

A Additional Remarks and Definitions

A.1 Extension to non-linear models.

Many prior works [1, 4, 66] study non-linear models using what is known as the Gaussian Equivalence Principle. This is a fact that comes from the Pennington-Worah distribution [67–69] and states the following. Suppose $X \in \mathbb{R}^{d \times N}$ with I.I.D. elements with mean 0 and variance 1 is our data matrix and $W \in \mathbb{R}^{m \times d}$ is a weight matrix with I.I.D. entries with mean zero and variance 1. Let f be any real analytic activation function and let $Y = \frac{1}{\sqrt{N}} f\left(\frac{1}{\sqrt{d}} WX\right)$, then the limiting distribution (as $N, d, m \rightarrow \infty, d/n \rightarrow \phi, d/m \rightarrow \psi$) of the eigenvalues of YY^T is the same as the limiting distribution of the eigenvalues of

$$\frac{1}{N} \left(\sqrt{\kappa_2(f)} \frac{WX}{\sqrt{d}} + \sqrt{\kappa_1(f) - \kappa_2(f)} Z \right) \left(\sqrt{\kappa_2(f)} \frac{WX}{\sqrt{d}} + \sqrt{\kappa_1(f) - \kappa_2(f)} Z \right)^T.$$

Here Z is a matrix with I.I.D standard normal entries. If we consider the case when $k > d$, we can imagine d being the rank of the data. Then is similar to our case, except that we consider the case when the rank is fixed, whereas here we need the rank to go to infinity proportionally to the number of data points.

A.2 Marchenko-Pastur Distribution

We recall the definition of the Marchenko-Pastur distribution with shape c , for completeness.

Definition 3. Let $c \in (0, \infty)$ be a shape paramter. Then the Marchenko-Pastur distribution with shape c is the measure μ_c supported on $[c_-, c_+]$, where $c_{\pm} = (1 \pm \sqrt{c})^2$ is such that

$$\mu_c = \begin{cases} \left(1 - \frac{1}{c}\right) \delta_0 + \nu & c > 1 \\ \nu & c \leq 1 \end{cases}$$

where ν has density

$$d\nu(x) = \frac{1}{2\pi xc} \sqrt{(c_+ - x)(x - c_-)}.$$

A.3 Link between assumptions in [6] and this paper

As briefly mentioned in remark 1, there is one difference from [6]. In [6], the authors use a parameter θ to scale the norm of the data. Since this paper focuses on linear models and least square problems, scaling the norm of the data is equivalent to scaling the variance of the noise. Hence, we shall adopt the more common convention of scaling the variance of the noise. Here we have two different variances: σ_{tst} for the test data and σ_{trn} for the training data. note that for $r = 1$, θ_{trn} is the same as $\Sigma_{trn}/\sigma_{trn}$. Controlling the growth of $\|\Sigma_{trn}\|_F$ via Assumption 1 and that of $\frac{1}{\sigma_{trn}}$ via Assumption 2 generalizes controlling the growth of θ_{trn} in [6]. We are demanding that we have enough noise to train on, by controlling the growth of the signal-to-noise ratio.

A.4 Amount of Training noise

It was highlighted in [6] that optimally picking the training noise level does not mitigate the double-descent phenomena observed in the generalization error for a linear model. In this section, we support this claim using our result from Theorem 1. Figure 5 shows the double descent curve of η_{trn} and figure 6 shows the generalization error when using the optimal amount of training noise. As in other works such as [6, 70], we see double descent in the regularization strength. As we can see, increasing r decreases α , which improves our bounds.

B Additional Results

B.1 Out of subspace PCR for large α

As mentioned in Section 3, we numerically verify Theorem 3 in two out-of-distribution setups namely small α and large α . The application of our result to the small α case was already presented in the main paper; see Figure 1h. Here, we present the additional numerical results when the value of α is relatively large. We do not project the test datasets onto the low-dimensional subspace for this. The training dataset from the CIFAR train split is projected onto its first r principal components where $r = 25, 50, 100$ and 150 . Figure 7 shows the theoretical bounds on the generalization error from Theorem 3. Unfortunately, for the large α case, the proposed lower bound in Theorem 3 is negative. However, we conjecture that $\mathcal{R}(UL)$ is a lower bound instead. The results for the large α case, shown in Figure 7, suggest the same. However, these bounds do not tell us anything about the shape of the generalization error curve.

B.2 Full Dimensional Denoising

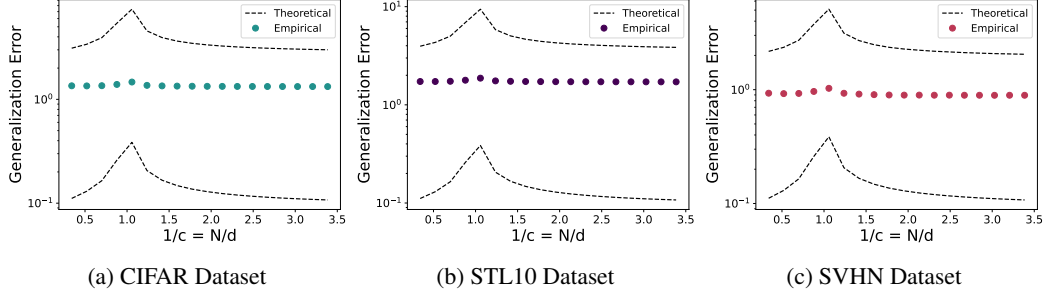
We also implement our denoising results in the case when our training data is full dimensional. For this, we sample N images from the CIFAR train split and project it onto the first r principal components for our training data. Here, r is the minimum of the dimension d and number of data points N_{trn} in the training data i.e., the data has full rank. We also project the test datasets from CIFAR test split, STL10 data, and SVHN data onto the r -dimensional subspace. As shown in figure 8, the theoretical curve obtained from Theorem 1 doesn't directly align with the empirical error but captures the shape of the error peak very well.

C Independent Isotropic Identical Training Data

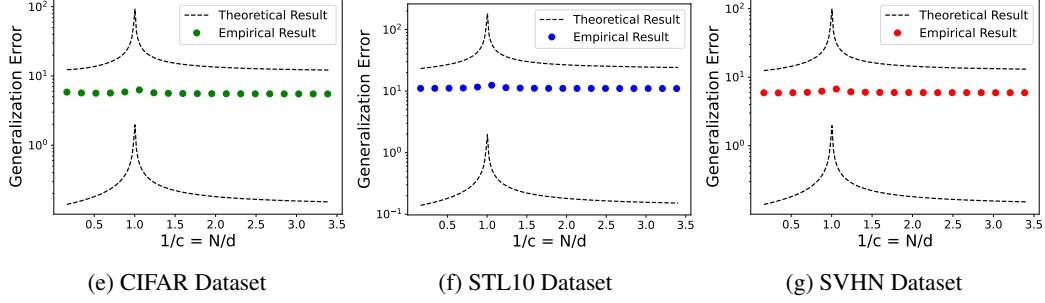
Next, we consider the case of I.I.D training data. Let $U \in \mathbb{R}^{d \times r}$ be a matrix whose columns form an orthonormal basis for an r -dimensional space \mathcal{V} . Suppose the data is of the form Uz for $z \in \mathbb{R}^r$ such that the coordinates of z are sampled independently, have mean 0, variance $1/r$, and have bounded forth moments. Hence, in this case, we get the following theorem. Proof in Section E.6.

Theorem 5 (I.I.D. Training Data With Isotropic Covariance). *Let $c = d/N$ and $c_r = r/N$. Then if $c < 1$*

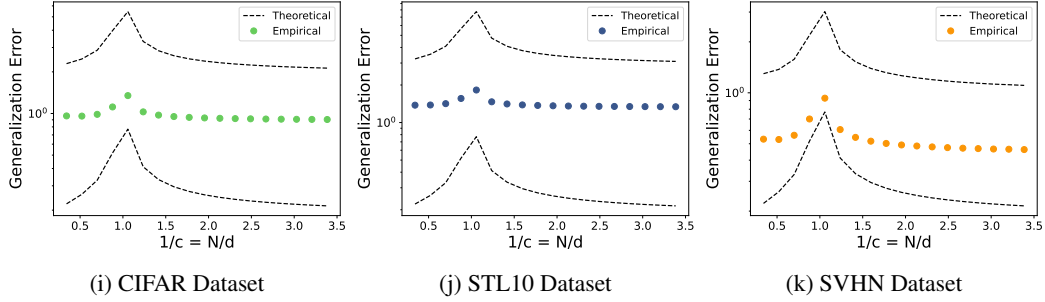
$$\mathbb{E}_{X_{trn}}[\mathcal{R}] = \frac{\eta_{trn}^4}{N_{tst}} \|(\Sigma_{trn}^2 c + \eta_{trn}^2 I)^{-1} L\|_F^2 + \eta_{tst}^2 \frac{r}{d} \frac{1}{1-c} \left(T_1(c_r, \eta_{trn}^2/c) + \frac{1}{\eta_{trn}^2} T_2(c_r, \eta_{trn}^2/c) \right) + o\left(\frac{1}{d}\right)$$



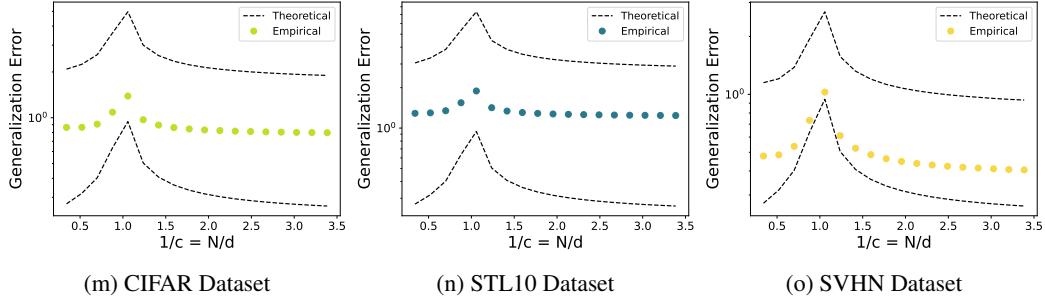
(d) $r = 25$; We find that α is approximately 66, 85 and 44 for (a)-(c) respectively.



(h) $r = 50$; We find that α is approximately 54, 75 and 31 for (a)-(c) respectively.



(l) $r = 100$; We find that α is approximately 44, 66 and 20 for (a)-(c) respectively.



(p) $r = 150$; We find that α is approximately 37, 60 and 15 for (a)-(c) respectively.

Figure 7: Figure showing the generalization error vs $1/c$ when the test datasets retain their high dimensions. The training data is projected onto its first r principal components. The markers denote the square root of generalization error obtained from empirical experiments. The dashed black lines, which act as the upper bounds for the empirical results, are given by $\sqrt{\mathcal{R}(UL)} + \alpha\sigma_1(W_{opt} + I)$ where $\mathcal{R}(UL)$ is the theoretical generalization error (refer Theorems 1, 3). The dashed black lines, which act as the lower bounds, are given by $\sqrt{\mathcal{R}(UL)}$.

and if $c > 1$

$$\mathbb{E}_{X_{trn}}[\mathcal{R}] = \frac{\eta_{trn}^4}{N_{tst}} \|(\Sigma_{trn}^2 + \eta_{trn}^2 I)^{-1} L\|_F^2 + \eta_{tst}^2 \frac{r}{d} \frac{c}{c-1} T_3(c_r, \eta_{trn}^2) + o\left(\frac{1}{d}\right)$$

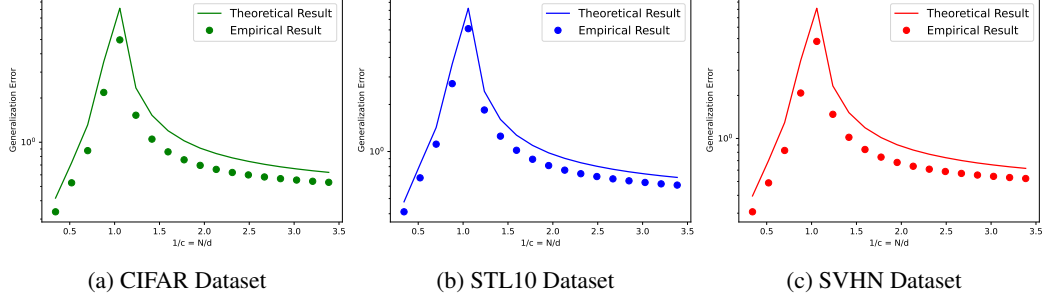


Figure 8: Figure showing the generalization error vs $1/c$. Training data is full rank such that $r = \min(d, N)$. The training data and test datasets lie in subspace of dimension r . The theoretical solid curves are obtained from the formula in Theorem 1. The markers denote the empirical error averaged over at least 200 trials.

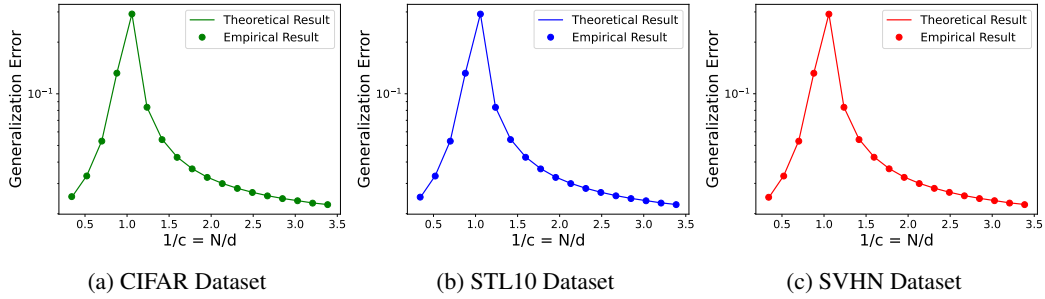


Figure 9: Figure showing the generalization error vs $1/c$ for I.I.D. training data. The theoretical solid curves are obtained from the formula in Theorem 5. We report the mean generalization error over at least 200 trials for empirical data points, shown by markers.

where $T_1(c_r, z) = T_3(c_r, z) - zT_2(c_r, z)$, and

$$T_2(c_r, z) = \frac{1 + c_r + zc_r}{2\sqrt{(1 - c_r + c_r z)^2 + 4c_r^2 z}} - \frac{1}{2}, \quad T_3(c_r, z) = \frac{1}{2} + \frac{1 + zc_r - \sqrt{(1 - c_r + zc_r)^2 + 4c_r^2 z}}{2c_r}.$$

Figure 9 shows that the theoretical curves align perfectly with the empirical results where the training data is I.I.D. from a Gaussian with dimension 50. The test datasets from CIFAR, STL10, and SVHN datasets are also projected onto the low-dimensional subspace.

I.I.D. Test and Training Data We can combine the two cases where training and test data are I.I.D.. Specifically, for the case when X_{tst} has κI as the covariance and X_{trn} is as in the previous instantiation Section. Then the generalization error is given by the following corollary.

Corollary 5 (I.I.D. Train and Tests Data With Isotropic Covariance). *Let $c = d/N$ and $c_r = r/N$. Then if $c < 1$*

$$\mathbb{E}_{X_{trn}}[\mathcal{R}] = \eta_{trn}^4 \cdot r \cdot \kappa \cdot T_4(c_r, \eta_{trn}^2/c) + \frac{r}{d} \frac{1}{1 - c} \left(T_1(c_r, \eta_{trn}^2/c) + \frac{1}{\eta_{trn}^2} T_2(c_r, \eta_{trn}^2/c) \right) + o\left(\frac{1}{d}\right)$$

and if $c > 1$

$$\mathbb{E}_{X_{trn}}[\mathcal{R}] = \eta_{trn}^4 \cdot r \cdot \kappa \cdot T_4(c_r, \eta_{trn}^2) + \frac{r}{d} \frac{c}{c - 1} T_3(c_r, \eta_{trn}^2) + o\left(\frac{1}{d}\right)$$

where $T_1(c_r, z) = T_3(c_r, z) - zT_2(c_r, z)$, and

$$T_2(c_r, z) = \frac{1 + c_r + zc_r}{2\sqrt{(1 - c_r + c_r z)^2 + 4c_r^2 z}} - \frac{1}{2}, \quad T_3(c_r, z) = \frac{1}{2} + \frac{1 + zc_r - \sqrt{(1 - c_r + zc_r)^2 + 4c_r^2 z}}{2c_r},$$

$$T_4(c_r, z) = \frac{zc_r^2 + c_r^2 + zc_r - 2c_r + 1}{2z^2 c_r \sqrt{(1 - c_r + c_r z)^2 + 4c_r^2 z}} - \frac{1}{2z^2} \left(1 - \frac{1}{c_r} \right).$$

Figure 10 shows that the theoretical error aligns perfectly with the empirical result.

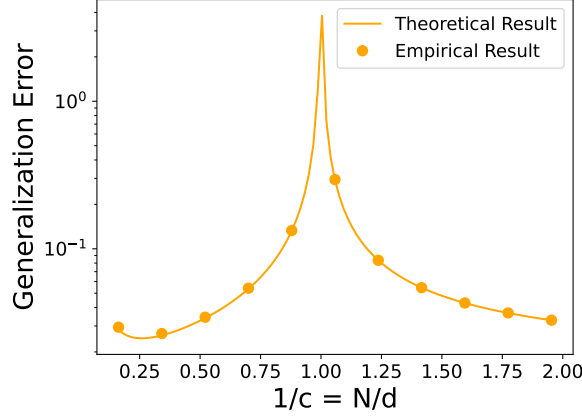


Figure 10: Figure showing the generalization error vs $1/c$ where training and test datasets are both I.I.D. The theoretical solid curve is obtained from Corollary 5. The empirical generalization error, shown by markers, is averaged over 50 trials.

D Linear Regression

Here we present the extensions of Theorem 1 for the regression problem. The proofs are similar to their denoising counterparts.

Theorem 6 (Transfer Bound). *Under the assumptions of Theorem 1, consider a linear regressor β trained on training data $X_{trn} = U\Sigma_{trn}V_{trn}^T$ with Σ_{trn} such that $\sigma_r(X_{trn}) > M$, and tested on test data $X_{tst,1} = UL_1$ and $X_{tst,2} = UL_2$ with noise $A_{tst,1}, A_{tst,2}$ with the same variance η_{tst}^2/d . Then, the generalization errors \mathcal{R}_1 and \mathcal{R}_2 differ, for $c < 1$, by*

$$|\mathcal{R}_2 - \mathcal{R}_1| \leq \frac{\eta_{trn}^4 \|\beta_{opt}\|^2}{N_{tst}(M^2c + \eta_{trn}^2)^2} \text{Tr}(|L_2L_2^T - L_1L_1^T|) + o(1) \leq \frac{\|\beta_{opt}\|^2}{N_{tst}} \text{Tr}(|L_2L_2^T - L_1L_1^T|) + o(1)$$

and for $c > 1$, by

$$|\mathcal{R}_2 - \mathcal{R}_1| \leq \frac{\eta_{trn}^4 \|\beta_{opt}\|^2}{N_{tst}(M^2 + \eta_{trn}^2)^2} \text{Tr}(|L_2L_2^T - L_1L_1^T|) + o(1) \leq \frac{\|\beta_{opt}\|^2}{N_{tst}} \text{Tr}(|L_2L_2^T - L_1L_1^T|) + o(1)$$

where $|\cdot|$ applied to a matrix denotes the element-wise absolute value.

Theorem 7 (Out-of-Subspace Generalization). *Let $r < |d - N|$. Let $X_{trn} \in \mathbb{R}^{d \times N}$ satisfy Assumption 1, and let A_{trn} satisfy Assumptions 2, 3, and 4. Let $\beta^T = \beta_{opt}^T W$ be the minimum norm solution to $\|\beta_{opt}^T X_{trn} - \tilde{\beta}^T(X_{trn} + A_{trn})\|$, and let U be the left singular vectors of X_{trn} . Then, for **any** X_{tst} for which there exists an L and an $\alpha > 0$ such that $\|X_{tst} - UL\|_F \leq \alpha$, and A_{tst} that satisfies Assumption 2, we have that the generalization error $\mathcal{R}_\beta(X_{tst})$ satisfies*

$$|\mathcal{R}_\beta(X_{tst}) - \mathcal{R}_\beta(UL)| \leq \alpha^2 \|\beta_{opt}\|^2 \sigma_1(W + I)^2.$$

From this, we can extract the following corollary.

Corollary 6. *If $X_{tst,1}$ and $X_{tst,2}$ are two different test datasets and $X_{trn} = U\Sigma_{trn}V_{trn}^T$ is the training data such that there exists L_i with $\alpha_i = \|X_{tst,i} - UL_i\|_F$, then*

$$|\mathcal{R}_W(X_{tst,1}) - \mathcal{R}_W(X_{tst,2})| \leq (\alpha_1^2 + \alpha_2^2) \|\beta_{opt}\|^2 \sigma_1(W + I)^2 + \frac{\|\beta_{opt}\|^2}{N_{tst}} \text{Tr}(|L_2L_2^T - L_1L_1^T|) + o(1)$$

where $|\cdot|$ applied to a matrix denotes the element-wise absolute value.

Corollary 7 (I.I.D. Test Data). *In the setting of Theorem 1, if we further assume that the columns of L are drawn I.I.D. from a distribution with mean zero and Covariance Σ , then we can remove the $\frac{1}{N_{tst}}$ and replace L with $\Sigma^{1/2}$ in the expression for the generalization risk.*

The similar to the denoising case, we have the following special instantiations.

Theorem 8 (I.I.D. Training Data With Isotropic Covariance). *Let $c = d/N$ and $c_r = r/N$. Let $\|\beta_{opt}\| = 1$. Then if $c < 1$*

$$\mathbb{E}_{X_{trn}}[\mathcal{R}] = \frac{\eta_{trn}^4}{N_{tst}} \|\hat{\beta}^T (\Sigma_{trn}^2 c + \eta_{trn}^2 I)^{-1} L\|_F^2 + \eta_{tst}^2 \frac{r}{d} \frac{1}{1-c} \left(T_1(c_r, \eta_{trn}^2/c) + \frac{1}{\eta_{trn}^2} T_2(c_r, \eta_{trn}^2/c) \right) + o\left(\frac{1}{d}\right)$$

and if $c > 1$

$$\mathbb{E}_{X_{trn}}[\mathcal{R}] = \frac{\eta_{trn}^4}{N_{tst}} \|\hat{\beta}^T (\Sigma_{trn}^2 + \eta_{trn}^2 I)^{-1} L\|_F^2 + \eta_{tst}^2 \frac{r}{d} \frac{c}{c-1} T_3(c_r, \eta_{trn}^2) + o\left(\frac{1}{d}\right)$$

where $T_1(c_r, z) = T_3(c_r, z) - zT_2(c_r, z)$, and

$$T_2(c_r, z) = \frac{1 + c_r + zc_r}{2\sqrt{(1 - c_r + c_r z)^2 + 4c_r^2 z}} - \frac{1}{2}, \quad T_3(c_r, z) = \frac{1}{2} + \frac{1 + zc_r - \sqrt{(1 - c_r + zc_r)^2 + 4c_r^2 z}}{2c_r}.$$

Corollary 8 (I.I.D. Train and Tests Data With Isotropic Covariance). *Let $c = d/N$ and $c_r = r/N$. Let $\|\beta_{opt}\| = 1$. Then if $c < 1$*

$$\mathbb{E}_{X_{trn}}[\mathcal{R}] = \eta_{trn}^4 r \kappa T_4(c_r, \eta_{trn}^2/c) + \frac{r}{d} \frac{1}{1-c} \left(T_1(c_r, \eta_{trn}^2/c) + \frac{1}{\eta_{trn}^2} T_2(c_r, \eta_{trn}^2/c) \right) + o\left(\frac{1}{d}\right)$$

and if $c > 1$

$$\mathbb{E}_{X_{trn}}[\mathcal{R}] = \eta_{trn}^4 r \kappa T_4(c_r, \eta_{trn}^2) + \frac{r}{d} \frac{c}{c-1} T_3(c_r, \eta_{trn}^2) + o\left(\frac{1}{d}\right)$$

where $T_1(c_r, z) = T_3(c_r, z) - zT_2(c_r, z)$, and

$$T_2(c_r, z) = \frac{1 + c_r + zc_r}{2\sqrt{(1 - c_r + c_r z)^2 + 4c_r^2 z}} - \frac{1}{2}, \quad T_3(c_r, z) = \frac{1}{2} + \frac{1 + zc_r - \sqrt{(1 - c_r + zc_r)^2 + 4c_r^2 z}}{2c_r},$$

$$T_4(c_r, z) = \frac{zc_r^2 + c_r^2 + zc_r - 2c_r + 1}{2z^2 c_r \sqrt{(1 - c_r + c_r z)^2 + 4c_r^2 z}} - \frac{1}{2z^2} \left(1 - \frac{1}{c_r}\right).$$

E Proofs

E.1 Proof for Theorem 1

One useful piece of notation for the following proof is that of big O in probability.

Definition 4. *Let χ_k be a sequence of random variables. Then we say that χ_k is $O_P(a_k)$ as $k \rightarrow \infty$, if for all $\epsilon > 0$, we have there exists an M and K such that for all $k > K$, we have that*

$$\Pr \left[\left| \frac{\chi_k}{a_k} \right| > M \right] < \epsilon.$$

Definition 5. *Let χ_k be a sequence of random variables. Then we say that χ_k is $o_P(a_k)$ as $k \rightarrow \infty$, if for all $\epsilon > 0$, we have that*

$$\lim_{k \rightarrow \infty} \Pr \left[\left| \frac{\chi_k}{a_k} \right| \geq \epsilon \right] = 0.$$

Note that big- O_P behaves a lot like big- O . Specifically, if $\alpha_n = O_P(a_n)$ and $\beta_n = O_P(b_n)$. Then $\alpha_n \beta_n = O_P(a_n b_n)$ and $\alpha_n + \beta_n = O_P(a_n + b_n)$. Further, it is easy to see that mean zero random variables are big- O_P of the square root of the variance (using Chebychevs).

E.1.1 The Overparametrized Regime, $d > N$

Theorem 9. *For rank r data and $d > N + r$, with $c = \frac{d}{N}$ the following is true.*

1. The optimal linear denoiser is $W = U \Sigma_{trn} (P^T P)^{-1} Z^T K_1^{-1} H - U \Sigma_{trn} Z^{-1} H H^T K_1^{-1} Z P^\dagger$.

2. The generalization error when $X_{tst} = UL$ is given by

$$\frac{1}{N_{tst}} \|U\Sigma_{trn}(P^T P)^{-1} Z^T K_1^{-1} \Sigma_{trn}^{-1} L\|_F^2 + \frac{\eta_{tst}^2}{d} \|W\|_F^2,$$

where $P = -(I - A_{trn} A_{trn}^\dagger) U \Sigma_{trn}$, $H = V_{trn}^T A_{trn}^\dagger$, $Z = I + V_{trn}^T A_{trn}^\dagger U \Sigma_{trn}$, $K_1 = HH^T + Z(P^T P)^{-1} Z^T$.

The sizes of the matrices:

1. U is $d \times r$ with $U^T U = I_{r \times r}$.
2. Σ_{trn} is $r \times r$, with rank r .
3. A_{trn} is $d \times N$ with rank N .
4. $A_{trn} A_{trn}^\dagger$ is $d \times d$
5. H is $r \times d$, with rank r .
6. Z is $r \times r$, with rank r .
7. K_1 is $r \times r$, with rank r .
8. $A_{trn} = \eta_{trn} \tilde{U} \tilde{\Sigma} \tilde{V}^T$.
9. \tilde{U} is $d \times d$ unitary.
10. $\tilde{\Sigma}$ is $d \times N$.

Proof. Part 1 follows from Lemma 1. For part 2, note that the generalization error is given by $\mathcal{R} = \mathbb{E}_{A_{trn}, A_{tst}} \left[\frac{1}{N_{tst}} \|X_{tst} - W(X_{tst} + A_{tst})\|_F^2 \right]$, which is the same as (dropping subscripts under \mathbb{E}).

$$\begin{aligned} \mathcal{R} &= \frac{1}{N_{tst}} \mathbb{E} [\|X_{tst} - W X_{tst}\|_F^2] + \frac{2}{N_{tst}} \mathbb{E} [Tr((X_{tst} - W X_{tst}) A_{tst})] + \frac{1}{N_{tst}} \mathbb{E} [\|W A_{tst}\|_F^2] \\ &= \frac{1}{N_{tst}} \mathbb{E} [\|X_{tst} - W X_{tst}\|_F^2] + 0 + \frac{1}{N_{tst}} \mathbb{E} [Tr(W^T W A_{tst} A_{tst}^T)] \\ &= \frac{1}{N_{tst}} \mathbb{E} [\|X_{tst} - W X_{tst}\|_F^2] + 0 + \frac{1}{N_{tst}} Tr(W^T W \mathbb{E} [A_{tst} A_{tst}^T]) \\ &= \frac{1}{N_{tst}} \mathbb{E} [\|X_{tst} - W X_{tst}\|_F^2] + 0 + \frac{\eta_{tst}^2 N_{tst}}{d N_{tst}} Tr(W^T W) \\ &= \frac{1}{N_{tst}} \|U\Sigma_{trn}(P^T P)^{-1} Z^T K_1^{-1} \Sigma_{trn}^{-1} L\|_F^2 + \frac{\eta_{tst}^2}{d} \|W\|_F^2. \end{aligned}$$

□

Lemma 1. Let $P = -(I - A_{trn} A_{trn}^\dagger) U \Sigma_{trn}$, $H = V_{trn}^T A_{trn}^\dagger$, $Z = I + V_{trn}^T A_{trn}^\dagger U \Sigma_{trn}$, $K_1 = HH^T + Z(P^T P)^{-1} Z^T$. If $d > N$ and A_{trn} has full column rank, then

$$W = U \Sigma_{trn} (P^T P)^{-1} Z^T K_1^{-1} H - U \Sigma_{trn} Z^{-1} H H^T K_1^{-1} Z P^\dagger. \quad (3)$$

Proof. Note that P has full column rank and A_{trn} has rank N . Thus, we can use corollary 2.2 from Wei [71] to obtain

$$(A_{trn} + U \Sigma_{trn} V_{trn}^T)^\dagger = A_{trn}^\dagger + A_{trn}^\dagger U \Sigma_{trn} P^\dagger - (A_{trn}^\dagger H^T + A_{trn}^\dagger U \Sigma_{trn} (P^T P)^{-1} Z^T) K_1^{-1} (H + Z P^\dagger).$$

We are interested in simplifying the expression for $W = (U \Sigma_{trn} V_{trn}^T) (A_{trn} + U \Sigma_{trn} V_{trn}^T)^\dagger$. Multiplying this through, we obtain

$$\begin{aligned} W &= U \Sigma_{trn} V_{trn}^T A_{trn}^\dagger + U \Sigma_{trn} V_{trn}^T A_{trn}^\dagger U \Sigma_{trn} P^\dagger \\ &\quad - U \Sigma_{trn} V_{trn}^T (A_{trn}^\dagger H^T + A_{trn}^\dagger U \Sigma_{trn} (P^T P)^{-1} Z^T) K_1^{-1} (H + Z P^\dagger). \end{aligned}$$

Replacing $V_{trn}^T A_{trn} = H$,

$$W = U\Sigma_{trn}H + U\Sigma_{trn}HU\Sigma_{trn}P^\dagger - U\Sigma_{trn}V_{trn}^T(A_{trn}^\dagger H^T K_1^{-1}H + A_{trn}^\dagger H^T K_1^{-1}ZP^\dagger + A_{trn}^\dagger U\Sigma_{trn}(P^T P)^{-1}Z^T K_1^{-1}H + A_{trn}^\dagger U\Sigma_{trn}(P^T P)^{-1}Z^T K_1^{-1}ZP^\dagger).$$

Through further simplification, we obtain

$$W = U\Sigma_{trn}H + U\Sigma_{trn}HU\Sigma_{trn}P^\dagger - U\Sigma_{trn}HH^T K_1^{-1}H - U\Sigma_{trn}HH^T K_1^{-1}ZP^\dagger - U\Sigma_{trn}HU\Sigma_{trn}(P^T P)^{-1}Z^T K_1^{-1}H - U\Sigma_{trn}HU\Sigma_{trn}(P^T P)^{-1}Z^T K_1^{-1}ZP^\dagger.$$

Setting $HU\Sigma_{trn} = Z - I$ yields

$$W = U\Sigma_{trn}H + U\Sigma_{trn}ZP^\dagger - U\Sigma_{trn}P^\dagger - U\Sigma_{trn}HH^T K_1^{-1}H - U\Sigma_{trn}HH^T K_1^{-1}ZP^\dagger - U\Sigma_{trn}Z(P^T P)^{-1}Z^T K_1^{-1}H + U\Sigma_{trn}(P^T P)^{-1}Z^T K_1^{-1}H - U\Sigma_{trn}Z(P^T P)^{-1}Z^T K_1^{-1}ZP^\dagger + U\Sigma_{trn}(P^T P)^{-1}Z^T K_1^{-1}ZP^\dagger.$$

Combining terms and replacing $HH^T + Z(P^T P)^{-1}Z^T = K_1$, we prove

$$\begin{aligned} W &= -U\Sigma_{trn}P^\dagger + U\Sigma_{trn}(P^T P)^{-1}Z^T K_1^{-1}H + U\Sigma_{trn}(P^T P)^{-1}Z^T K_1^{-1}ZP^\dagger, \\ &= U\Sigma_{trn}(P^T P)^{-1}Z^T K_1^{-1}H - U\Sigma_{trn}Z^{-1}(K_1 - Z(P^T P)^{-1}Z^T)K_1^{-1}ZP^\dagger, \\ &= U\Sigma_{trn}(P^T P)^{-1}Z^T K_1^{-1}H - U\Sigma_{trn}Z^{-1}HH^T K_1^{-1}ZP^\dagger. \end{aligned}$$

□

Lemma 2. For $d > N + r$, $X_{tst} - WX_{tst} = U\Sigma_{trn}(P^T P)^{-1}Z^T K_1^{-1}\Sigma_{trn}^{-1}L$.

Proof. Here, $X_{tst} = UL$ and W is given by equation 3. Substituting this, we get

$$X_{tst} - WX_{tst} = UL - U\Sigma_{trn}(P^T P)^{-1}Z^T K_1^{-1}HUL + U\Sigma_{trn}Z^{-1}HH^T K_1^{-1}ZP^\dagger UL.$$

Note that $P^\dagger U = -\Sigma_{trn}^{-1}$ and $HU\Sigma_{tst} = V_{trn}^T A_{trn}^\dagger U\Sigma_{trn}\Sigma_{trn}^{-1}\Sigma_{tst} = (Z - I)\Sigma_{trn}^{-1}\Sigma_{tst}$ which yields

$$\begin{aligned} X_{tst} - WX_{tst} &= UL - U\Sigma_{trn}(P^T P)^{-1}Z^T K_1^{-1}(Z - I)\Sigma_{trn}^{-1}L - U\Sigma_{trn}Z^{-1}HH^T K_1^{-1}Z\Sigma_{trn}^{-1}L, \\ &= U\Sigma_{trn}Z^{-1}(Z - Z(P^T P)^{-1}Z^T K_1^{-1}(Z - I) - HH^T K_1^{-1}Z)\Sigma_{trn}^{-1}L, \\ &= U\Sigma_{trn}Z^{-1}(Z - (Z - I) + HH^T K_1^{-1}(Z - I) - HH^T K_1^{-1}Z)\Sigma_{trn}^{-1}L, \\ &= U\Sigma_{trn}Z^{-1}(K_1 - HH^T)K_1^{-1}\Sigma_{trn}^{-1}L, \\ &= U\Sigma_{trn}(P^T P)^{-1}Z^T K_1^{-1}\Sigma_{trn}^{-1}L. \end{aligned}$$

□

Lemma 3. For $c > 1$, we have that

$$\mathbb{E}[HH^T] = \frac{c}{\eta_{trn}^2(c-1)}I_r + o(1)$$

and the variance of each entry is $O(1/(\eta_{trn}^4 N))$. For $c < 1$, we have that

$$\mathbb{E}[HH^T] = \frac{c^2}{\eta_{trn}^2(1-c)}I_r + o(1)$$

and the variance is $O(1/(\eta_{trn}^4 d))$.

Proof. Here we see that

$$HH^T = V_{trn}^T A_{trn}^\dagger (A_{trn}^\dagger)^T V_{trn} = V_{trn}^T (A_{trn}^T A_{trn})^\dagger V_{trn}.$$

Thus, if $V_{trn} = [v_1 \cdots v_r]$. Then we see that HH^T is an $r \times r$ matrix such that

$$(HH^T)_{ij} = v_i^T (A_{trn}^T A_{trn})^\dagger v_j.$$

Using ideas from [6], we see that if $i \neq j$, then we see that the expectation is 0. On the other hand if $i = j$, then using Lemma 6 from [6], with $p = N$, $q = d$ and $A = \frac{1}{\eta_{trn}} A_{trn}$, we get that for $c > 1$

$$\mathbb{E}[v_i^T (A_{trn}^T A_{trn})^\dagger v_i] = \frac{c}{\eta_{trn}^2 (c-1)} + o(1).$$

while for $c < 1$

$$\mathbb{E}[v_i^T (A_{trn}^T A_{trn})^\dagger v_i] = \frac{c^2}{\eta_{trn}^2 (1-c)} + o(1).$$

For the variance, let $A_{trn} = \eta_{trn} \tilde{U} \tilde{\Sigma} \tilde{V}^T$, then we have that

$$\begin{aligned} v_i^T (A_{trn}^T A_{trn})^\dagger v_j &= \frac{1}{\eta_{trn}^2} v_i^T \tilde{V} \tilde{\Sigma}^2 \tilde{V}^T v_j \\ &= \frac{1}{\eta_{trn}^2} a^T \tilde{\Sigma}^2 b \\ &= \sum_{i=1}^N \frac{1}{\eta_{trn}^2} \frac{1}{\tilde{\sigma}_i^2} a_i b_i. \end{aligned}$$

Where a, b are orthogonal vectors (when $i \neq j$). Then for computing the variance when $c > 1$,

$$\begin{aligned} \mathbb{E} \left[(v_i^T (A_{trn}^T A_{trn})^\dagger v_j)^2 \right] &= \mathbb{E} \left[\left(\frac{1}{\eta_{trn}^2} \sum_{i=1}^N \frac{1}{\tilde{\sigma}_i^2} a_i b_i \right)^2 \right] \\ &= \frac{1}{\eta_{trn}^4} \mathbb{E} \left[\sum_{i=1}^N \sum_{j=1}^N \frac{1}{\tilde{\sigma}_i^2 \tilde{\sigma}_j^2} a_i b_i a_j b_j \right] \\ &= \left(\frac{c^2}{\eta_{trn}^4 (c-1)^2} + o(1) \right) \mathbb{E} \left[\left(\sum_{i=1}^N a_i b_i \right) \left(\sum_{j=1}^N a_j b_j \right) \right] \\ &\quad + \left(\frac{c^3}{\eta_{trn}^4 (c-1)^3} - \frac{c^2}{\eta_{trn}^4 (c-1)^2} + o(1) \right) \sum_{i=1}^N \mathbb{E}[a_i^2 b_i^2] \\ &= 0 + \left(\frac{c^2}{\eta_{trn}^4 (c-1)^3} + o(1) \right) \sum_{i=1}^N \frac{1}{N^2} + o\left(\frac{1}{N}\right) \\ &= \frac{c^2}{\eta_{trn}^4 (c-1)^3} \frac{1}{N} + o\left(\frac{1}{N}\right). \end{aligned}$$

Here even though a, b are not independent, because of the smaller variance in the entries, the error is absorbed in the $o\left(\frac{1}{N}\right)$ term.

When $i = j$, we use the same proof [6], to see that the variance is at most

$$\frac{c^2(2c-1)}{\eta_{trn}^4 (c-1)^3} \frac{1}{N} + o\left(\frac{1}{N}\right).$$

A very similar computation follows for the variance when $c < 1$. □

We prove a general result on inverses of matrices that whose expected norms are $\Omega(1)$.

Lemma 4. *If $\|\mathbb{E}[X_N]\| = \Omega(1)$ as N grows and $\text{Var}((X_N)_{ij}) = s_N$, then $\mathbb{E}[X_N^{-1}] = \mathbb{E}[X_N]^{-1} + O(s_N)$. Additionally, if $\text{Var}((X_N - \mathbb{E}[X_N])_{ij}^2) = O(t_N)$, then $\text{Var}((X_N^{-1})_{ij}) = O(s_N + t_N)$.*

Proof. Let $\delta X_N = X_N - \mathbb{E}[X_N]$. Notice that $\delta X_N = O_P(s_N)$ and $\mathbb{E}[\delta X_N] = 0$. Additionally, by the Taylor expansion $(Y + \delta Y)^{-1} = Y^{-1} + Y^{-1} \delta Y Y^{-1} + O(\delta Y^2)$ we have that

$$X_N^{-1} = \mathbb{E}[X_N]^{-1} + \mathbb{E}[X_N]^{-1} \delta X_N \mathbb{E}[X_N]^{-1} + O(\delta X_N^2).$$

In particular, since $\mathbb{E}[X_n]^{-1} = O(1)$, we have

$$O(\mathbb{E}[X_N^{-1}]) = \mathbb{E}[X_N]^{-1} + O(\text{Var}((X_N)_{ij})) = \mathbb{E}[X_N]^{-1} + O(s_N).$$

Finally, note that $\text{Var}((\delta X_N^2)_{ij}) = O(t_N)$ by assumption. So,

$$\text{Var}((X_N^{-1})_{ij}) = \text{Var}((\mathbb{E}[X_N]^{-1} \delta X_N \mathbb{E}[X_N]^{-1})_{ij}) + O(\text{Var}((\delta X_N^2)_{ij})) = O(s_N + t_N)$$

since $\mathbb{E}[X_N]^{-1} = O(1)$. \square

Lemma 5. For $c > 1$, we claim that $\mathbb{E}[\Sigma_{trn}^{-1} P^T P \Sigma_{trn}^{-1}] = (1 - \frac{1}{c}) I_r$, each entry has variance $O(\frac{1}{d})$, and

$$\mathbb{E}[\Sigma_{trn} (P^T P)^{-1} \Sigma_{trn}] = \frac{c}{c-1} I_r + O\left(\frac{1}{d}\right).$$

with element-wise variance $O(1/d)$.

Proof. Recall that $P = -(I - A_{trn} A_{trn}^\dagger) U \Sigma_{trn}$. Thus, we have that

$$\begin{aligned} P^T P &= \Sigma_{trn}^T U^T (I - A_{trn} A_{trn}^\dagger) U \Sigma_{trn}. \\ &= \Sigma_{trn}^T \Sigma_{trn} - \Sigma_{trn}^T U^T A_{trn} A_{trn}^\dagger U \Sigma_{trn} \\ &= \Sigma_{trn}^T \Sigma_{trn} - \Sigma_{trn}^T U^T \tilde{U} \tilde{\Sigma} \tilde{\Sigma}^\dagger \tilde{U}^T U \Sigma_{trn} \\ &= \Sigma_{trn}^T \Sigma_{trn} - \Sigma_{trn}^T R \begin{bmatrix} I_N & 0 \\ 0 & 0_{d-N} \end{bmatrix} R^T \Sigma_{trn}. \end{aligned}$$

Where R is a uniformly random $r \times d$ unitary matrix. Then by symmetry (of the sign of rows of R), we have that

$$\mathbb{E}[P^T P] = \Sigma_{trn}^2 - \Sigma_{trn}^T \left(\frac{1}{c} I_r\right) \Sigma_{trn} = \left(1 - \frac{1}{c}\right) \Sigma_{trn}^2.$$

So, we have that

$$\mathbb{E}[\Sigma_{trn}^{-1} P^T P \Sigma_{trn}^{-1}] = U^T \left(I - \mathbb{E}[A_{trn} A_{trn}^\dagger]\right) U = \left(1 - \frac{1}{c}\right) I_r.$$

Thus to compute the variance, we first compute the variance of $(A_{trn} A_{trn}^\dagger)_{ij}$. For this, we first note that

$$\begin{bmatrix} \frac{1}{c} I_N & 0 \\ 0 & 0 \end{bmatrix} = \mathbb{E}[\tilde{U} \tilde{\Sigma} \tilde{\Sigma}^\dagger \tilde{U}^T] = \mathbb{E}[A_{trn} A_{trn}^\dagger] = \mathbb{E}[A_{trn} A_{trn}^\dagger A_{trn} A_{trn}^\dagger].$$

The first equality follows from the symmetry of the signs of the rows of \tilde{U} . Then we can see that

$$\sum_k^d (A_{trn} A_{trn}^\dagger)_{ik}^2 = \begin{cases} \frac{1}{c} & i \leq N \\ 0 & i > N \end{cases}.$$

From Lemma 14 in [6], we have that $\mathbb{E}[(A_{trn} A_{trn}^\dagger)_{ii}^2] = \frac{1}{c^2} + \frac{2}{cd} + o(1)$. Then combining this with the computation above and using symmetry, we have that for $i \neq j$ and $\min(i, j) \leq N$

$$\mathbb{E}[(A_{trn} A_{trn}^\dagger)_{ij}^2] = \frac{1}{N-1} \left(\frac{1}{c} - \frac{1}{c^2} + \frac{2}{cd} + o(1)\right).$$

Now consider the other (full) SVD of X_{trn} given by $\hat{U}_{d \times d} \hat{\Sigma}_{d \times N} \hat{V}_{N \times N}^T$. Note that the top left $r \times r$ block of $\hat{\Sigma}$ is Σ_{trn} , and we can choose \hat{U} so that the first r columns of \hat{U} give U . Note that since $\hat{U}^T \hat{U}$ is still uniformly random, the symmetry argument above follows for $\hat{U}^T A_{trn} A_{trn}^\dagger \hat{U}$. Additionally, for $i, j \leq r$, $(\hat{U}^T A_{trn} A_{trn}^\dagger \hat{U})_{ij} = (U^T A_{trn} A_{trn}^\dagger U)_{ij}$. Thus, we see that for $i, j \leq r$

$$\mathbb{E}[(U^T A_{trn} A_{trn}^\dagger U)_{ij}^2] = \frac{1}{N-1} \left(\frac{1}{c} - \frac{1}{c^2} + \frac{2}{cd} + o(1)\right),$$

while for $i = j$, we get that it is $O\left(\frac{1}{N}\right)$ by Lemma 14 of Sonthalia and Nadakuditi [6]. Thus, finally, we have that arranged as a matrix

$$\mathbb{E}[(\Sigma_{trn}^{-1} P^T P \Sigma_{trn}^{-1}) \odot (\Sigma_{trn}^{-1} P^T P \Sigma_{trn}^{-1})] = O\left(\frac{1}{d}\right).$$

By an analogous symmetry argument, since $(A_{trn} A_{trn}^\dagger)^i = A_{trn} A_{trn}^\dagger$ for any i , we can show that

$$\text{Var}\left((U^T A_{trn} A_{trn}^\dagger U)_{ij}^2\right) = O\left(\frac{1}{d}\right).$$

We can in principle show a faster decay for this with a more involved argument, but this is enough for our purposes. We can now apply Lemma 4 with $X_N = I - (U^T A_{trn} A_{trn}^\dagger U)$ to see that

$$\mathbb{E}[\Sigma_{trn} (P^T P)^{-1} \Sigma_{trn}] = \frac{c}{c-1} I_r + O\left(\frac{1}{d}\right)$$

and has element-wise variance $O(1/d)$. □

Lemma 6. *We have that*

$$\mathbb{E}[Z] = I \text{ and } \text{Var}(Z_{ij}) = O\left(\frac{\|\Sigma_{trn}\|^2}{\eta_{trn}^2 d}\right).$$

Further, $E[Z \Sigma_{trn}^{-1}] = E[\Sigma_{trn}^{-1} Z] = \Sigma_{trn}^{-1}$ and each element has variance $O\left(\frac{1}{d}\right)$. Finally,

$$\mathbb{E}[Z^{-1}] = I + O\left(\frac{\|\Sigma_{trn}\|^2}{d}\right) \text{ with } \text{Var}((Z^{-1})_{ij}) = O\left(\frac{\|\Sigma_{trn}\|^2}{d} + \frac{\|\Sigma_{trn}\|^4}{d^2}\right).$$

Proof. The element-wise variance and expectation of Z can be computed exactly as in the proof of Lemma 11 in Sonthalia and Nadakuditi [6]. Specifically, by considering the row u_j of U and the row v_i of V , treating Z_{ij} as β , and replacing θ_{trn} by σ_j . The expressions for the element-wise expectation and variance of $Z \Sigma_{trn}^{-1}$ and $\Sigma_{trn}^{-1} Z$ immediately follow from those of Z and the fact that $\sigma_i/\sigma_j = \Theta(1)$ by Assumption 1.

For Z^{-1} , we continue the computation using $Z_{ij} = 1 + T_{ij}$ with

$$T_{ij} = \sigma_j \sum_{k=1}^{\min(d,N)} \frac{1}{\lambda_k} a_k b_k$$

with a and b obtained using v_j and u_i respectively, and λ_k a singular value of A_{trn} . It is easy to check that

$$\text{Var}(T_{ij}^2) = O\left(\frac{\|\Sigma_{trn}\|^4}{N^2}\right)$$

using a symmetry argument for a_k and b_k and the fact that $\mathbb{E}[1/\lambda_k^4] = O(1)$ by Lemma 5 of [6]. Now we can use Lemma 4 to conclude that

$$\mathbb{E}[Z^{-1}] = I + O\left(\frac{\|\Sigma_{trn}\|^2}{d}\right) \text{ with } \text{Var}((Z^{-1})_{ij}) = O\left(\frac{\|\Sigma_{trn}\|^2}{d} + \frac{\|\Sigma_{trn}\|^4}{d^2}\right).$$

□

Lemma 7. *For $c > 1$, $\mathbb{E}[K_1] = \frac{1}{\eta_{trn}^2} \frac{c}{c-1} I_r + \frac{c}{c-1} \Sigma_{trn}^{-2} + o(1)$ with element-wise variance $O(1/d)$. Further,*

$$\mathbb{E}[K_1^{-1}] = \eta_{trn}^2 \left(1 - \frac{1}{c}\right) (\eta_{trn}^2 \Sigma_{trn}^{-2} + I_r)^{-1} + o(1)$$

with element-wise variance $O(1/d)$.

Proof. From Lemma 5, we have that

$$\mathbb{E}[\Sigma_{trn}(P^T P)^{-1}\Sigma_{trn}] = \frac{c}{c-1}I_r + O\left(\frac{1}{d}\right).$$

Recall that

$$K_1 = HH^T + Z(P^T P)^{-1}Z^T = HH^T + Z\Sigma_{trn}^{-1}(\Sigma_{trn}(P^T P)^{-1}\Sigma_{trn})\Sigma_{trn}^{-1}Z^T.$$

Then recall from Lemma 3 that

$$\mathbb{E}[HH^T] = \frac{1}{\eta_{trn}^2} \frac{c}{c-1} I_r + o(1).$$

For the second term in the expression for K_1 , we want to use Lemmas 5 and 6, but they give expectations of each term separately. Note that

$$|\mathbb{E}[XY] - \mathbb{E}[X]\mathbb{E}[Y]| = |\text{Cov}(X, Y)| \leq \sqrt{\text{Var}(X)\text{Var}(Y)}$$

and also note the following fact, from [72].

$$\begin{aligned} \text{Cov}(XY, WZ) &= \mathbb{E}X\mathbb{E}W\text{Cov}(Y, Z) + \mathbb{E}Y\mathbb{E}Z\text{Cov}(X, W) + \mathbb{E}X\mathbb{E}Z\text{Cov}(Y, W) + \\ &\quad \mathbb{E}Y\mathbb{E}W\text{Cov}(X, Z) + \text{Cov}(X, W)\text{Cov}(Y, Z) + \text{Cov}(Y, W)\text{Cov}(X, Z) \end{aligned}$$

We use the facts above along with Lemmas 5 and 6 to compute the expectation. Specifically, the second term in K_1 is the product of three terms $Z\Sigma_{trn}^{-1}$, $(\Sigma_{trn}(P^T P)^{-1}\Sigma_{trn})$, and $\Sigma_{trn}^{-1}Z^T$. Hence we need the first fact to replace the expectation of the product of two terms with the product of the expectation of the two terms. To use this again, we would need to bound the variance of the product. Hence we need the second fact. Doing this computation, we get that

$$\mathbb{E}[K_1] = \frac{1}{\eta_{trn}^2} \frac{c}{c-1} I_r + \frac{c}{c-1} \Sigma_{trn}^{-2} + O\left(\frac{1}{d}\right) + o(1)$$

For the element-wise variance, consider $\delta K_1 = K_1 - \mathbb{E}[K_1]$. We cover the $i \neq j$ case. The $i = j$ case is analogous. From the proofs of Lemmas 3, 5, and 6, we have $Z_{ij} = I + T_{ij}$ and $(\Sigma_{trn}(P^T P)^{-1}\Sigma_{trn})_{ij} = U^T A_{trn} A_{trn}^\dagger U_{ij}$. The expanding the product, we get that

$$\begin{aligned} (\delta K_1)_{ij} &= (v_i(A_{trn}^T A_{trn})^\dagger v_j) + O\left((U^T A_{trn} A_{trn}^\dagger U)_{ij}\right) + O\left((U^T A_{trn} A_{trn}^\dagger U)_{ij}^2\right) + O(T_{ij}) \\ &\quad + O\left(\sum_{k=1}^N T_{ik}(U^T A_{trn} A_{trn}^\dagger U)_{kj}\right) + O\left(\sum_{k=1}^N T_{ik}(U^T A_{trn} A_{trn}^\dagger U)_{kj}^2\right) + O\left(\sum_{k=1}^N T_{ik}T_{kj}\right) \\ &\quad + O\left(\sum_{k,l=1}^d T_{ik}(U^T A_{trn} A_{trn}^\dagger U)_{kl}T_{lj}\right) + O\left(\sum_{k,l=1}^d T_{ik}(U^T A_{trn} A_{trn}^\dagger U)_{kl}^2 T_{lj}\right) \end{aligned}$$

Then since

$$\text{Var}(XY) = \text{Cov}(X^2, Y^2) + (\text{Var}(X) + (\mathbb{E}X)^2)(\text{Var}(Y) + (\mathbb{E}Y)^2) - (\text{Cov}(X, Y) + \mathbb{E}X\mathbb{E}Y)^2$$

using this for terms five through nine, we get that

$$\text{Var}((\delta K_1)_{ij}) = O\left(\frac{1}{d}\right).$$

For the inverse, we cover the $i \neq j$ case again. The $i = j$ case is analogous. We can perform an analogous computation to the one in the proof of Lemma 3 to get that

$$\text{Var}((v_i(A_{trn}^T A_{trn})^\dagger v_j)^2) = O\left(\frac{1}{N}\right),$$

using the fact that $\mathbb{E}\left[\frac{1}{\lambda^4}\right] = O(1)$ for a random eigenvalue λ_k of A_{trn} . We also use the fact that $(A_{trn}A_{trn}^\dagger)^p = A_{trn}A_{trn}^\dagger$ for any p and a symmetry argument analogous to the one in the proof of Lemma 5 to note that

$$\mathbb{E}\left[(U^T A_{trn} A_{trn}^\dagger U)_{ij}^p\right] = O\left(\frac{1}{d}\right) \quad p = 2, \dots, 8.$$

One can also check by the arguments in the proof of Lemma 6 that

$$\mathbb{E}\left[T_{ij}^{2p}\right] = O\left(\frac{\sigma_i^p \sigma_j^p}{d^p}\right) = O(1).$$

These together with the facts about $\text{Var}(XY)$ and $\text{Cov}(XY, ZW)$ above establish after a tedious but straightforward computation that

$$\text{Var}((\delta K_1)_{ij}^2) = O\left(\frac{1}{d}\right).$$

We can now use Lemma 4 to establish that

$$\begin{aligned} \mathbb{E}[K_1^{-1}] &= \eta_{trn}^2 \left(1 - \frac{1}{c}\right) (\eta_{trn}^2 \Sigma_{trn}^{-2} + I_r)^{-1} + O\left(\frac{1}{d}\right) + o(1) \\ &= \eta_{trn}^2 \left(1 - \frac{1}{c}\right) (\eta_{trn}^2 \Sigma_{trn}^{-2} + I_r)^{-1} + o(1) \end{aligned}$$

and

$$\text{Var}((K_1^{-1})_{ij}) = O\left(\frac{1}{d}\right).$$

□

Lemma 8. For $c > 1$,

$$\mathbb{E}[\|W\|_F^2] = \eta_{trn}^2 \frac{c}{c-1} \text{Tr}(\Sigma_{trn}^2 (\Sigma_{trn}^2 + \eta_{trn}^2 I)^{-1}) + O\left(\frac{\|\Sigma_{trn}\|^2}{d}\right) + o(1).$$

Proof. We first use the estimates for the expectations from Lemmas 3, 5, 6, and 7 to get an estimate for the expectation of $\|W\|_F^2$. We get this estimate by treating various matrices in the product as independent. We then bound the deviation of the true expectation from this estimate using the variance estimates above. We begin the calculation as

$$\|W\|_F^2 = \text{Tr}(W^T W)$$

Using Lemma 1, we see that the trace has three terms. The first term is

$$\text{Tr}\left(H^T (K_1^{-1})^T Z ((P^T P)^{-1})^T \Sigma_{trn}^T U^T U \Sigma_{trn} (P^T P)^{-1} Z^T K_1^{-1} H\right).$$

Here we have that U is $d \times r$ with orthonormal columns. Hence we get that $U^T U = I$. Then since the trace is invariant under cyclic permutations, we get the following term

$$\text{Tr}\left((\Sigma_{trn} (P^T P)^{-1} \Sigma_{trn}) (\Sigma_{trn}^{-1} Z^T) K_1^{-1} H H^T (K_1^{-1})^T (Z \Sigma_{trn}^{-1}) (\Sigma_{trn} (P^T P)^{-1} \Sigma_{trn})^T\right).$$

Now we use our random matrix theory estimates for various terms in the product. From Lemma 6, we have that $\mathbb{E}_{A_{trn}}[Z \Sigma_{trn}^{-1}] = \Sigma_{trn}^{-1}$. Thus, that first term's expectation can be estimated by

$$\text{Tr}\left((\Sigma_{trn} (P^T P)^{-1} \Sigma_{trn}) \Sigma_{trn}^{-1} K_1^{-1} H H^T (K_1^{-1})^T \Sigma_{trn}^{-1} (\Sigma_{trn} (P^T P)^{-1} \Sigma_{trn})^T\right).$$

Then using Lemma 3, we can further estimate this by

$$\frac{1}{\eta_{trn}^2} \frac{c}{c-1} \text{Tr}\left((\Sigma_{trn} (P^T P)^{-1} \Sigma_{trn}) \Sigma_{trn}^{-1} K_1^{-1} (K_1^{-1})^T \Sigma_{trn}^{-1} (\Sigma_{trn} (P^T P)^{-1} \Sigma_{trn})^T\right) + o(1).$$

Here, the error contribution of the $o(1)$ error from Lemma 3 is still $o(1)$ since we will see that all the other estimates are $O(1)$. Then we use Lemma 5, to replace $\Sigma_{trn} (P^T P)^{-1} \Sigma_{trn}$ to get

$$\frac{1}{\eta_{trn}^2} \frac{c}{c-1} \left(1 - \frac{1}{c}\right)^{-2} \text{Tr}\left(\Sigma_{trn}^{-1} K_1^{-1} (K_1^{-1})^T (\Sigma_{trn}^T)^{-1}\right) + o(1).$$

Finally, we use Lemma 7 to replace the last term and get

$$\frac{1}{\eta_{trn}^2} \frac{c}{c-1} \left(\frac{c}{c-1} \right)^2 \text{Tr} \left(\Sigma_{trn}^{-2} \eta_{trn}^4 \left(1 - \frac{1}{c} \right)^2 (I_r + \eta_{trn}^2 \Sigma_{trn}^{-2})^{-2} \right) + o(1).$$

This immediately simplifies to

$$\eta_{trn}^2 \frac{c}{c-1} \text{Tr} (\Sigma_{trn}^2 (\Sigma_{trn}^2 + \eta_{trn}^2 I_r)^{-2}) + o(1). \quad (4)$$

The second term in $\text{Tr}(W^T W)$ is

$$-2 \text{Tr} (H^T (K_1^{-1})^T Z^T ((P^T P)^{-1})^T \Sigma_{trn}^T U^T U \Sigma_{trn} Z^{-1} H H^T Z P^\dagger).$$

We can rearrange this using cyclic invariance to

$$-2 \text{Tr} ((K_1^{-1})^T Z^T \Sigma_{trn}^{-1} (\Sigma_{trn} (P^T P)^{-1} \Sigma_{trn})^T \Sigma_{trn} Z^{-1} H H^T Z P^\dagger H^T).$$

Let us focus on the $P^\dagger H^T$ term. Since $P^T P$ is invertible, we have that P has full column rank. Hence we have that

$$P^\dagger = (P^T P)^{-1} P^T.$$

Further, since $P = -(I - A_{trn} A_{trn}^\dagger) U \Sigma_{trn}$ and $H = V_{trn}^T A_{trn}^\dagger$, we have that

$$P^\dagger H^T = (P^T P)^{-1} \Sigma_{trn}^T U^T (I - A_{trn} A_{trn}^\dagger) (A_{trn}^\dagger)^T V_{trn}.$$

Finally, we notice that

$$A_{trn} A_{trn}^\dagger (A_{trn}^\dagger)^T = (A_{trn}^\dagger)^T.$$

Thus, we have that

$$P^\dagger H^T = (P^T P)^{-1} \Sigma_{trn}^T U^T (I - A_{trn} A_{trn}^\dagger) (A_{trn}^\dagger)^T V_{trn} = 0. \quad (5)$$

Finally, the last term in $\text{Tr}(W^T W)$ is

$$\text{Tr} ((P^\dagger)^T Z^T (K_1^{-1})^T H H^T (Z^{-1})^T \Sigma_{trn}^T U^T U \Sigma_{trn} Z^{-1} H H^T K_1^{-1} Z P^\dagger).$$

We note that

$$P^\dagger (P^\dagger)^T = (P^T P)^\dagger = (P^T P)^{-1}.$$

We use this observation along with cyclic invariance to get that the last term is the same as

$$\text{Tr} ((K_1^{-1})^T H H^T \Sigma_{trn}^2 Z^{-1} H H^T K_1^{-1} Z \Sigma_{trn}^{-1} (\Sigma_{trn} (P^T P)^{-1} \Sigma_{trn}) \Sigma_{trn}^{-1} Z^T).$$

We again use Lemmas 3 and 6 to get that its expectation is estimated by

$$\frac{1}{\eta_{trn}^4} \left(\frac{c}{c-1} \right)^2 \text{Tr} ((K_1^{-1})^T \Sigma_{trn}^2 K_1^{-1} \Sigma_{trn}^{-1} (\Sigma_{trn} (P^T P)^{-1} \Sigma_{trn}) \Sigma_{trn}^{-1}) + O \left(\frac{\|\Sigma_{trn}\|^2}{d} \right) + o(1).$$

The contribution of the $O \left(\frac{\|\Sigma_{trn}\|^2}{d} \right)$ error from Lemma 6 is still $O \left(\frac{\|\Sigma_{trn}\|^2}{d} \right)$ since the estimate for the expectation is $O(1)$. We now use Lemma 5, and 7 to see that the final term's expectation can be estimated by

$$\begin{aligned} & \frac{1}{\eta_{trn}^4} \left(\frac{c}{c-1} \right)^3 \eta_{trn}^4 \left(\frac{c-1}{c} \right)^{-2} (I_r + \eta_{trn} \Sigma_{trn}^{-2})^{-2} + O \left(\frac{\|\Sigma_{trn}\|^2}{d} \right) + o(1) \\ &= \frac{c}{c-1} \text{Tr} (\Sigma_{trn}^4 (\Sigma_{trn}^2 + \eta_{trn}^2 I_r)^{-2}) + O \left(\frac{\|\Sigma_{trn}\|^2}{d} \right) + o(1). \end{aligned} \quad (6)$$

Finally, to bound the deviation from this estimate, note that for real valued random variables X, Y we have that $|\mathbb{E}[XY] - \mathbb{E}[X]\mathbb{E}[Y]| = |\text{Cov}(X, Y)| \leq \sqrt{\text{Var}(X)\text{Var}(Y)}$ and for real valued random variables X, Y, Z, W , we have the following fact, from [72].

$$\begin{aligned} \text{Cov}(XY, WZ) &= \mathbb{E}X\mathbb{E}W\text{Cov}(Y, Z) + \mathbb{E}Y\mathbb{E}Z\text{Cov}(X, W) + \mathbb{E}X\mathbb{E}Z\text{Cov}(Y, W) + \\ & \quad \mathbb{E}Y\mathbb{E}W\text{Cov}(X, Z) + \text{Cov}(X, W)\text{Cov}(Y, Z) + \text{Cov}(Y, W)\text{Cov}(X, Z) \end{aligned}$$

We repeatedly apply these two to upper bound the deviation between the product of the expectations in the estimates above and the expectation of the product. It is then straightforward to see that since all variances are $O(1/d)$ except for those of Z^{-1} and Z , which are both $O(1)$ whenever $\Sigma_{trn} = O(\sqrt{d})$, the estimation error is $O(1/\sqrt{d}) = o(1)$.

So, we can conclude that each of the estimates in equations 4, 5 and 6 have error $o(1)$. Combining the terms together, we get from equations 4, 5 and 6 that

$$\begin{aligned}\|W\|_F^2 &= \frac{c}{c-1} \text{Tr}(\eta_{trn}^2 \Sigma_{trn}^2 (\Sigma_{trn}^2 + \eta_{trn}^2 I_r) (\Sigma_{trn} + \eta_{trn}^2 I_r)^{-2}) + O\left(\frac{\|\Sigma_{trn}\|^2}{d}\right) + o(1) \\ &= \eta_{trn}^2 \frac{c}{c-1} \text{Tr}(\Sigma_{trn}^2 (\Sigma_{trn}^2 + \eta_{trn}^2 I)^{-1}) + O\left(\frac{\|\Sigma_{trn}\|^2}{d}\right) + o(1).\end{aligned}$$

Remember that under our assumptions, since $\|\Sigma_{trn}\| = o(N)$, $O\left(\frac{\|\Sigma_{trn}\|+1}{\sqrt{d}}\right)$ is $o(1)$ as well. \square

Theorem 10. *When $d > N + r$, then the generalization error \mathcal{R} is given by*

$$\frac{\eta_{trn}^4}{N_{tst}} \left\| (\Sigma_{trn}^2 + \eta_{trn}^2 I)^{-1} L \right\|_F^2 + \frac{\eta_{trn}^2 \eta_{tst}^2}{d} \frac{c}{c-1} \text{Tr}(\Sigma_{trn}^2 (\Sigma_{trn}^2 + \eta_{trn}^2 I)^{-1}) + O\left(\frac{\|\Sigma_{trn}\|}{\sqrt{d}}\right) + o\left(\frac{1}{d}\right).$$

Proof. Note from theorem 9 that $\mathcal{R} = \frac{1}{N_{tst}} \|U \Sigma_{trn} (P^T P)^{-1} Z^T K_1^{-1} \Sigma_{trn}^{-1} L\|_F^2 + \frac{\eta_{tst}^2}{d} \|W\|_F^2$.

To compute the first term, we observe that it is given by

$$\frac{1}{N_{tst}} \text{Tr}(U \Sigma_{trn} (P^T P)^{-1} Z^T K_1^{-1} \Sigma_{trn}^{-1} L L^T \Sigma_{trn}^{-1} K_1^{-1} Z (P^T P)^{-1} \Sigma_{trn} U^T).$$

We apply cyclic invariance to get that it is the same as

$$\frac{1}{N_{tst}} \text{Tr}(\Sigma_{trn}^{-1} K_1^{-1} Z \Sigma_{trn}^{-1} (\Sigma_{trn} (P^T P)^{-1} \Sigma_{trn}) (\Sigma_{trn} (P^T P)^{-1} \Sigma_{trn}) \Sigma_{trn}^{-1} Z^T K_1^{-1} \Sigma_{trn}^{-1} L L^T).$$

We finally use Lemmas 5, 6, and 7 to estimate it by

$$\begin{aligned}& \frac{1}{N_{tst}} \text{Tr} \left(\Sigma_{trn}^{-2} \left(\frac{c}{c-1} \right)^2 \left(\frac{c-1}{c} \right)^2 \left(\Sigma_{trn}^{-2} + \frac{1}{\eta_{trn}^2} I \right)^{-2} \Sigma_{trn}^{-2} L L^T \right) + o\left(\frac{1}{d}\right) \\ &= \frac{\eta_{trn}^4}{N_{tst}} \text{Tr} \left((\Sigma_{trn}^2 + \eta_{trn}^2 I)^{-2} L L^T \right) + o\left(\frac{1}{d}\right) \\ &= \frac{\eta_{trn}^4}{N_{tst}} \left\| (\Sigma_{trn}^2 + \eta_{trn}^2 I)^{-1} L \right\|_F^2 + o\left(\frac{1}{d}\right)\end{aligned}$$

Since test and train data are decoupled, we can treat LL^T/N_{tst} as a constant as N grows, noting that due the Σ_{trn}^{-2} , the final estimate is $o(1)$. So, repeating the deviation argument at the end of the proof of Lemma 8 above, we then have that the deviation from this estimate is $o\left(\frac{1}{d}\right)$.

Combining this with Lemma 8, we get that

$$\frac{\eta_{trn}^4}{N_{tst}} \left\| (\Sigma_{trn}^2 + \eta_{trn}^2 I)^{-1} L \right\|_F^2 + \frac{\eta_{trn}^2 \eta_{tst}^2}{d} \frac{c}{c-1} \text{Tr}(\Sigma_{trn}^2 (\Sigma_{trn}^2 + \eta_{trn}^2 I)^{-1}) + O\left(\frac{\|\Sigma_{trn}\|^2}{d}\right) + o\left(\frac{1}{d}\right).$$

\square

E.1.2 The Underparametrized Regime, $d < N$

Theorem 11. *For rank r data and $d < N - r$, with $c = \frac{d}{N}$, the following is true.*

1. The optimal linear denoiser is $W = -U \Sigma_{trn} H_1^{-1} K^T A_{trn}^\dagger + U \Sigma_{trn} H_1^{-1} Z^T (QQ^T)^{-1} H$.

2. The generalization error when $X_{tst} = UL$ is given by

$$\frac{1}{N_{tst}} \|U\Sigma_{trn}H_1^{-1}Z^T(QQ^T)^{-1}\Sigma_{trn}^{-1}L\|_F^2 + \frac{\eta_{tst}^2}{d} \|W\|_F^2,$$

where $Q = V^T(I - A_{trn}^\dagger A_{trn})$, $H = V_{trn}^T A_{trn}^\dagger$, $K = -A_{trn}^\dagger U\Sigma_{trn}$, $Z = I + V_{trn}^T A_{trn}^\dagger U\Sigma_{trn}$, $H_1 = K^T K + Z^T(QQ^T)^{-1}Z$.

The sizes of the matrices:

1. U is $d \times r$ with $U^T U = I_{r \times r}$.
2. Σ_{trn} is $r \times r$, with rank r .
3. A_{trn} is $d \times N$ with rank d .
4. $A_{trn}^\dagger A_{trn}$ is $N \times N$
5. H is $r \times d$, with rank r .
6. K is $N \times r$, with rank r .
7. Z is $r \times r$, with rank r .
8. H_1 is $r \times r$, with rank r .
9. $A_{trn} = \eta_{trn} \tilde{U} \tilde{\Sigma} \tilde{V}^T$.
10. \tilde{U} is $d \times d$ unitary.
11. $\tilde{\Sigma}$ is $d \times N$.

Proof. Part 1 follows from Lemma 1. For part 2, note that the generalization error is given by $\mathcal{R} = \mathbb{E}_{A_{trn}, A_{tst}} \left[\frac{1}{N_{tst}} \|X_{tst} - W(X_{tst} + A_{tst})\|_F^2 \right]$, which is the same as (dropping subscripts under \mathbb{E}).

$$\begin{aligned} \mathcal{R} &= \frac{1}{N_{tst}} \mathbb{E} [\|X_{tst} - WX_{tst}\|_F^2] + \frac{2}{N_{tst}} \mathbb{E} [Tr((X_{tst} - WX_{tst})A_{tst})] + \frac{1}{N_{tst}} \mathbb{E} [\|WA_{tst}\|_F^2] \\ &= \frac{1}{N_{tst}} \mathbb{E} [\|X_{tst} - WX_{tst}\|_F^2] + 0 + \frac{1}{N_{tst}} \mathbb{E} [Tr(W^T W A_{tst} A_{tst}^T)] \\ &= \frac{1}{N_{tst}} \mathbb{E} [\|X_{tst} - WX_{tst}\|_F^2] + 0 + \frac{1}{N_{tst}} Tr(W^T W \mathbb{E} [A_{tst} A_{tst}^T]) \\ &= \frac{1}{N_{tst}} \mathbb{E} [\|X_{tst} - WX_{tst}\|_F^2] + 0 + \frac{\eta_{tst}^2 N_{tst}}{d N_{tst}} Tr(W^T W) \\ &= \frac{1}{N_{tst}} \|U\Sigma_{trn}H_1^{-1}Z^T(QQ^T)^{-1}\Sigma_{trn}^{-1}L\|_F^2 + \frac{\eta_{tst}^2}{d} \|W\|_F^2. \end{aligned}$$

□

Lemma 9. When $d < N - r$, for $Q = V^T(I - A_{trn}^\dagger A_{trn})$, $K = -A_{trn}^\dagger \Sigma_{trn} U$, $H_1 = K^T K + Z^T(QQ^T)^{-1}Z$ and other notation as in previous lemmas, we have that

$$W = -U\Sigma_{trn}H_1^{-1}K^T A_{trn}^\dagger + U\Sigma_{trn}H_1^{-1}Z^T(QQ^T)^{-1}H.$$

Proof. We know that $W = X(X + A_{trn})^\dagger$. By Corollary 2.3 of Wei [71], setting $X = -CB$ with $C = -U\Sigma_{trn}$ and $B = V^T$, we have that

$$(X + A_{trn})^\dagger = A_{trn}^\dagger - Q^\dagger H - (K + Q^\dagger Z)H_1^{-1}(K^T A_{trn}^\dagger - Z^T(QQ^T)^{-1}H).$$

So, using the facts that $X = U\Sigma_{trn}V^T$, $K = -A_{trn}^\dagger U\Sigma_{trn}$, we have that

$$\begin{aligned} W &= X(X + A_{trn})^\dagger \\ &= U\Sigma_{trn}V^T A_{trn}^\dagger - U\Sigma_{trn}Q^\dagger H + U\Sigma_{trn}V^T A_{trn}^\dagger U\Sigma_{trn}H_1^{-1}K^T A_{trn}^\dagger \\ &\quad - U\Sigma_{trn}V^T Q^\dagger ZH_1^{-1}K^T A_{trn}^\dagger - U\Sigma_{trn}V^T A_{trn}^\dagger U\Sigma_{trn}H_1^{-1}Z^T(QQ^T)^{-1}H \\ &\quad + U\Sigma_{trn}V^T Q^\dagger ZH_1^{-1}Z^T(QQ^T)^{-1}H. \end{aligned}$$

Using the fact that $H = V^T A_{trn}^\dagger$, we get that

$$W = U\Sigma_{trn}H - U\Sigma_{trn}Q^\dagger H + U\Sigma_{trn}H U\Sigma_{trn}H_1^{-1}K^T A_{trn}^\dagger - U\Sigma_{trn}V^T Q^\dagger ZH_1^{-1}K^T A_{trn}^\dagger \\ - U\Sigma_{trn}H U\Sigma_{trn}H_1^{-1}Z^T(QQ^T)^{-1}ZZ^{-1}H + U\Sigma_{trn}V^T Q^\dagger ZH_1^{-1}Z^T(QQ^T)^{-1}ZZ^{-1}H.$$

Using the fact that $Z = I + V^T A_{trn}^\dagger U\Sigma_{trn} = I + H U\Sigma_{trn}$, we get that

$$W = U\Sigma_{trn}H - U\Sigma_{trn}Q^\dagger H + U\Sigma_{trn}(Z - I)H_1^{-1}K^T A_{trn}^\dagger - U\Sigma_{trn}V^T Q^\dagger ZH_1^{-1}K^T A_{trn}^\dagger \\ - U\Sigma_{trn}(Z - I)H_1^{-1}Z^T(QQ^T)^{-1}ZZ^{-1}H + U\Sigma_{trn}V^T Q^\dagger ZH_1^{-1}Z^T(QQ^T)^{-1}ZZ^{-1}H.$$

Using the fact that $H_1 = K^T K + Z^T(QQ^T)^{-1}Z$, we get that

$$W = U\Sigma_{trn}H - U\Sigma_{trn}Q^\dagger H + U\Sigma_{trn}ZH_1^{-1}K^T A_{trn}^\dagger - U\Sigma_{trn}H_1^{-1}K^T A_{trn}^\dagger \\ - U\Sigma_{trn}V^T Q^\dagger ZH_1^{-1}K^T A_{trn}^\dagger - U\Sigma_{trn}ZH_1^{-1}(H_1 - K^T K)Z^{-1}H \\ + U\Sigma_{trn}H_1^{-1}Z^T(QQ^T)^{-1}H + U\Sigma_{trn}V^T Q^\dagger ZH_1^{-1}(H_1 - K^T K)Z^{-1}H \\ = U\Sigma_{trn}H - U\Sigma_{trn}Q^\dagger H + U\Sigma_{trn}ZH_1^{-1}K^T A_{trn}^\dagger - U\Sigma_{trn}H_1^{-1}K^T A_{trn}^\dagger \\ - U\Sigma_{trn}V^T Q^\dagger ZH_1^{-1}K^T A_{trn}^\dagger - U\Sigma_{trn}H + U\Sigma_{trn}ZH_1^{-1}K^T K Z^{-1}H \\ + U\Sigma_{trn}H_1^{-1}Z^T(QQ^T)^{-1}H + U\Sigma_{trn}V^T Q^\dagger H - U\Sigma_{trn}V^T Q^\dagger ZH_1^{-1}K^T K Z^{-1}H.$$

Cancelling terms, we get that

$$W = U\Sigma_{trn}ZH_1^{-1}K^T A_{trn}^\dagger - U\Sigma_{trn}H_1^{-1}K^T A_{trn}^\dagger - U\Sigma_{trn}V^T Q^\dagger ZH_1^{-1}K^T A_{trn}^\dagger \\ + U\Sigma_{trn}ZH_1^{-1}K^T K Z^{-1}H + U\Sigma_{trn}H_1^{-1}Z^T(QQ^T)^{-1}H \\ - U\Sigma_{trn}V^T Q^\dagger ZH_1^{-1}K^T K Z^{-1}H.$$

And we rearrange to get that

$$W = -U\Sigma_{trn}H_1^{-1}K^T A_{trn}^\dagger + U\Sigma_{trn}H_1^{-1}Z^T(QQ^T)^{-1}H + U\Sigma_{trn}(I - V^T Q^\dagger)ZH_1^{-1}K^T A_{trn}^\dagger \\ + U\Sigma_{trn}(I - V^T Q^\dagger)ZH_1^{-1}K^T K Z^{-1}H \\ = -U\Sigma_{trn}H_1^{-1}K^T A_{trn}^\dagger + U\Sigma_{trn}H_1^{-1}Z^T(QQ^T)^{-1}H,$$

where the last equality is because $Q = V^T(I - A_{trn}^\dagger A_{trn})$ has full rank, so $Q^\dagger = Q^T(QQ^T)^{-1}$, so $V^T Q^\dagger = V^T(I - A_{trn}^\dagger A_{trn})V(V^T(I - A_{trn}^\dagger A_{trn})V)^{-1} = I$. \square

Lemma 10. For $d < N - r$, with notation as in Lemma 9 have that

$$X_{tst} - W X_{tst} = U\Sigma_{trn}H_1^{-1}Z^T(QQ^T)^{-1}\Sigma_{trn}^{-1}L.$$

Proof. Note that

$$X_{tst} - W X_{tst} = UL - U\Sigma_{trn}H_1^{-1}K^T A_{trn}^\dagger UL - U\Sigma_{trn}H_1^{-1}Z^T(QQ^T)^{-1}HUL.$$

Remember that $K = -A_{trn}U\Sigma$, so $A_{trn}U\Sigma_{tst} = -K\Sigma_{trn}^{-1}\Sigma_{tst}$ and $HU\Sigma_{tst} = (HU\Sigma)\Sigma_{trn}^{-1}\Sigma_{tst} = (Z - I)\Sigma_{trn}^{-1}\Sigma_{tst}$. This gives us the following equality.

$$X_{tst} - W X_{tst} = UL - U\Sigma_{trn}H_1^{-1}K^T K\Sigma_{trn}^{-1}L - U\Sigma_{trn}H_1^{-1}Z^T(QQ^T)^{-1}Z\Sigma_{trn}^{-1}L \\ + U\Sigma_{trn}H_1^{-1}Z^T(QQ^T)^{-1}\Sigma_{trn}^{-1}L \\ = U(I - \Sigma_{trn}H_1^{-1}(K^T K + Z^T(QQ^T)^{-1}Z)\Sigma_{trn}^{-1} + \Sigma_{trn}H_1^{-1}Z^T(QQ^T)^{-1}\Sigma_{trn}^{-1})L.$$

Using the fact that $H_1 = K^T K + Z^T(QQ^T)^{-1}Z$, we get that

$$X_{tst} - W X_{tst} = UL - U\Sigma_{trn}H_1^{-1}H_1\Sigma_{trn}^{-1}L + U\Sigma_{trn}H_1^{-1}Z^T(QQ^T)^{-1}\Sigma_{trn}^{-1}L \\ = U\Sigma_{trn}H_1^{-1}Z^T(QQ^T)^{-1}\Sigma_{trn}^{-1}L.$$

\square

Lemma 11. For $c < 1$, we have that

$$\mathbb{E}[\Sigma_{trn}^{-1} K^T K \Sigma_{trn}^{-1}] = \frac{1}{\eta_{trn}^2} \frac{c}{1-c} + o(1)$$

and the variance of the ij^{th} entry is $O\left(\frac{1}{N}\right)$.

Proof. Note that $K^T K = \Sigma_{trn} U^T (A_{trn} A_{trn}^T)^\dagger U \Sigma_{trn}$. So, $(K^T K)_{ij} = \sigma_i u_i^T (A_{trn} A_{trn}^T)^\dagger u_j \sigma_j$. Using ideas from Sonthalia and Nadakuditi [6], we see that if $i \neq j$, then the expectation is 0. On the other hand if $i = j$, then using Lemma 6 from [6], with $p = N$, $q = d$, $A = \frac{1}{\eta_{trn}} A_{trn}^T$, we get that

$$\mathbb{E}[(\Sigma_{trn}^{-1} K^T K \Sigma_{trn}^{-1})_{ii}] = \frac{1}{\eta_{trn}^2} \frac{c}{1-c} + o(1).$$

The result on the expectation follows immediately from this.

For the variance, pick arbitrary $i \neq j$ and fix them. Consider $a = \tilde{U}^* u_i$ and $b = \tilde{U}^* u_j$. They are uniformly random orthogonal unit vectors, not necessarily independent. Now note that

$$\begin{aligned} (\Sigma_{trn}^{-1} (K^T K) \Sigma_{trn}^{-1})_{ij} &= \sigma_i u_i^T (A_{trn} A_{trn}^T)^\dagger u_j \sigma_j \\ &= u_i^T (\tilde{U} \tilde{\Sigma} \tilde{\Sigma}^* \tilde{U}^*)^\dagger u_j \\ &= u_i^T \tilde{U} (\tilde{\Sigma} \tilde{\Sigma}^*)^\dagger \tilde{U}^* u_j \\ &= a^T (\tilde{\Sigma} \tilde{\Sigma}^*)^\dagger b \\ &= \sum_{k=1}^d \frac{1}{\tilde{\sigma}_k^2} a_k b_k. \end{aligned}$$

So, we get that

$$\begin{aligned} \mathbb{E}[(\Sigma_{trn}^{-1} (K^T K) \Sigma_{trn}^{-1})_{ij}^2] &= \mathbb{E} \left[\left(\sum_{k=1}^d \frac{1}{\tilde{\sigma}_k^2} a_k b_k \right)^2 \right] \\ &= \mathbb{E} \left[\sum_{k=1}^d \sum_{l=1}^d \frac{1}{\tilde{\sigma}_k^2 \tilde{\sigma}_l^2} a_k b_k a_l b_l \right] \\ &= \left(\frac{c^2}{(1-c)^2} + o(1) \right) \mathbb{E} \left[\left(\sum_{k=1}^d a_k b_k \right)^2 \right] \\ &\quad + \left(\frac{c^2}{(1-c)^3} - \frac{c^2}{(1-c)^2} + o(1) \right) \mathbb{E} \left[\sum_{k=1}^d a_k^2 b_k^2 \right] \\ &= \left(\frac{c^2}{(1-c)^3} - \frac{c^2}{(1-c)^2} + o(1) \right) \mathbb{E} \left[\sum_{k=1}^d a_k^2 b_k^2 \right] \\ &= \left(\frac{c^3}{(1-c)^3} + o(1) \right) \mathbb{E} \left[\sum_{k=1}^d a_k^2 b_k^2 \right] \\ &= \frac{c^3}{(1-c)^3} \sum_{k=1}^d \mathbb{E}[a_k^2] \mathbb{E}[b_k^2] + o\left(\frac{1}{d}\right), \end{aligned}$$

where the last line holds due to the following reasoning, even though a and b are not independent. We then use the fact that

$$\mathbb{E}[a_k^2 b_k^2] - \mathbb{E}[a_k^2] \mathbb{E}[b_k^2] \leq \sqrt{\text{Var}(a_k^2) \text{Var}(b_k^2)}$$

and Lemma 13 of [6], to get that

$$\text{Var} \left(\sum_{k=1}^d a_k^2 \right) = O\left(\frac{1}{d}\right).$$

So, by symmetry of coordinates,

$$\text{Var}(a_k^2) = O\left(\frac{1}{d^2}\right).$$

The same holds for b_k , giving us that

$$|\mathbb{E}[a_k^2 b_k^2] - \mathbb{E}[a_k^2]\mathbb{E}[b_k^2]| \leq O\left(\frac{1}{d^2}\right).$$

This gives us that

$$\text{Var}((\Sigma_{trn}^{-1}(K^T K)\Sigma_{trn}^{-1})_{ij}^2) = \frac{c^3}{d(1-c)^3} + o\left(\frac{1}{d}\right) \quad i \neq j.$$

For $i = j$, we use Sonthalia and Nadakuditi [6] to see that the variance is $O\left(\frac{1}{d}\right)$. □

Lemma 12. *For $c < 1$, we have that*

$$\mathbb{E}[\Sigma_{trn}^{-1} K^T A_{trn}^\dagger (A_{trn}^\dagger)^T K \Sigma_{trn}^{-1}] = \frac{1}{\eta_{trn}^2} \frac{c^2}{(1-c)^3} + o(1)$$

and the variance of the ij^{th} entry is $O\left(\frac{1}{N}\right)$.

Proof. Let $M := \Sigma_{trn}^{-1} K^T A_{trn}^\dagger (A_{trn}^\dagger)^T K \Sigma_{trn}^{-1}$ and note that

$$\Sigma_{trn}^{-1} K^T A_{trn}^\dagger (A_{trn}^\dagger)^T K \Sigma_{trn}^{-1} = \Sigma_{trn} U^T (A_{trn} A_{trn}^T)^\dagger (A_{trn} A_{trn}^T)^\dagger U \Sigma_{trn}.$$

So,

$$M_{ij} = \sigma_i u_i^T (A_{trn} A_{trn}^T)^\dagger (A_{trn} A_{trn}^T)^\dagger u_j \sigma_j.$$

Using ideas from [6], we see that if $i \neq j$, then the expectation is 0. On the other hand if $i = j$, then using Lemma 6 from [6], with $p = N$, $q = d$, we get that

$$\mathbb{E}[M_{ii}] = \frac{\sigma_i^2}{\eta_{trn}^2} \frac{c^2}{(1-c)^3} + o(1).$$

For the variance, pick arbitrary $i \neq j$ and fix them. Consider $a = \tilde{U}^* u_i$ and $b = \tilde{U}^* u_j$. They are uniformly random orthogonal unit vectors, not necessarily independent. Now note that

$$\begin{aligned} M_{ij} &= u_i^T (A_{trn} A_{trn}^T)^\dagger (A_{trn} A_{trn}^T)^\dagger u_j \\ &= u_i^T (\tilde{U} \tilde{\Sigma} \tilde{\Sigma}^* \tilde{\Sigma} \tilde{\Sigma}^* \tilde{U}^*)^\dagger u_j \\ &= u_i^T \tilde{U} (\tilde{\Sigma} \tilde{\Sigma}^* \tilde{\Sigma} \tilde{\Sigma}^*)^\dagger \tilde{U}^* u_j \\ &= a^T (\tilde{\Sigma} \tilde{\Sigma}^* \tilde{\Sigma} \tilde{\Sigma}^*)^\dagger b \\ &= \sum_{k=1}^d \frac{1}{\tilde{\sigma}_k^4} a_k b_k. \end{aligned}$$

So, we get that

$$\begin{aligned}
\mathbb{E}[M_{ij}^2] &= \mathbb{E} \left[\left(\sum_{k=1}^d \frac{1}{\tilde{\sigma}_k^4} a_k b_k \right)^2 \right] \\
&= \mathbb{E} \left[\sum_{k=1}^d \sum_{l=1}^d \frac{1}{\sigma_k^4 \sigma_l^4} a_k b_k a_l b_l \right] \\
&= \left(\frac{c^4(c^2 + 22/6c + 1)}{(1-c)^7} + o(1) \right) \mathbb{E} \left[\left(\sum_{k=1}^d a_k b_k \right)^2 \right] + (\chi(c) + o(1)) \mathbb{E} \left[\sum_{k=1}^d a_k^2 b_k^2 \right] \\
&= (\chi(c) + o(1)) \mathbb{E} \left[\sum_{k=1}^d a_k^2 b_k^2 \right] \\
&= (\chi(c) + o(1)) \mathbb{E} \left[\sum_{k=1}^d a_k^2 b_k^2 \right] \\
&= \chi(c) \sum_{k=1}^d \mathbb{E}[a_k^2] \mathbb{E}[b_k^2] + o\left(\frac{1}{d}\right),
\end{aligned}$$

where the last line holds due to the argument in the proof of Lemma 11. Here $\chi(c)$ is some function of c . This gives us that $\text{Var}[M_{ij}] = \frac{1}{d}\chi(c) + o\left(\frac{1}{d}\right)$ for $i \neq j$. For $i = j$, we use Sonthalia and Nadakuditi [6] to see that the variance is $O\left(\frac{1}{d}\right)$. \square

Lemma 13. For $c < 1$, we have that $\mathbb{E}[QQ^T] = (1-c)I_r$ and the variance of each entry is $O\left(\frac{1}{d}\right)$. Further,

$$\mathbb{E}[(QQ^T)^{-1}] = \frac{1}{1-c}I_r + O\left(\frac{1}{d}\right).$$

and each element has variance $O(1/d)$

Proof. Recall that $Q = V^T(I - A_{trn}A_{trn}^\dagger)$. We thus have that

$$\begin{aligned}
P^T P &= V^T(I - A_{trn}^\dagger A_{trn})V \\
&= V^T V - V^T A_{trn}^\dagger A_{trn} V \\
&= I_r - V^T \tilde{V} \tilde{\Sigma}^\dagger \tilde{\Sigma} \tilde{V}^T V \\
&= I_r - R \begin{bmatrix} I_d & 0 \\ 0 & 0_{N-d} \end{bmatrix} R^T.
\end{aligned}$$

Where R is a uniformly random $r \times N$ unitary matrix. Then by symmetry (of the sign of rows of R), we have that

$$\mathbb{E}[QQ^T] = I_r - cI_r = (1-c)I_r.$$

Next notice that

$$\mathbb{E}[QQ^T] = V^T(I - \mathbb{E}[A_{trn}^\dagger A_{trn}])V,$$

thus to compute the variance, we first compute the variance of $(A_{trn}^\dagger A_{trn})_{ij}$. For this, we first note that

$$\begin{bmatrix} cI_d & 0 \\ 0 & 0 \end{bmatrix} = \mathbb{E}[A_{trn}^\dagger A_{trn}] = \mathbb{E}[A_{trn}^\dagger A_{trn} A_{trn}^\dagger A_{trn}].$$

Since $A_{trn}^\dagger A_{trn}$ is symmetric, we can see that

$$\sum_k^d ((A_{trn}^\dagger A_{trn})_{ik})^2 = \begin{cases} c & i \leq d \\ 0 & i > d \end{cases}.$$

From Lemma 15 in [6], we have that $\mathbb{E}[(A_{trn}^\dagger A_{trn})_{ii}^2] = c^2 + \frac{2c}{N} + o(1)$. Then combining this with the computation above and using symmetry, we have that for $i \neq j$ and $\min(i, j) \leq d$

$$\mathbb{E}[(A_{trn}^\dagger A_{trn})_{ij}^2] = \frac{1}{d-1} \left(\frac{1}{c} - \frac{1}{c^2} + \frac{3}{cd} + o(1) \right).$$

Now consider the other (full) SVD of X_{trn} given by $\hat{U}_{d \times d} \hat{\Sigma}_{d \times N} \hat{V}_{N \times N}^T$. Note that the top left $r \times r$ block of $\hat{\Sigma}$ is Σ_{trn} , and the first r rows of \hat{V} give V . Note that since $\hat{V}^T \hat{V}$ is still uniformly random, the variance argument above follows for $\hat{V}^T A_{trn}^\dagger A_{trn} \hat{V}$. Additionally, for $i, j \leq r$, $(\hat{V}^T A_{trn}^\dagger A_{trn} \hat{V})_{ij} = (V^T A_{trn}^\dagger A_{trn} V)_{ij}$. Thus, we see that for $i, j \leq r$,

$$\mathbb{E}[(V^T A_{trn}^\dagger A_{trn} V)_{ij}^2] = \frac{1}{d-1} \left(c - c^2 + \frac{2}{cd} + o(1) \right).$$

Thus, finally, we have that arranged as a matrix

$$\mathbb{E}[QQ^T \odot QQ^T] = O\left(\frac{1}{d}\right).$$

By an analogous symmetry argument, we can show that

$$\text{Var}\left((V^T A_{trn}^\dagger A_{trn} V)_{ij}^2\right) = O\left(\frac{1}{d}\right).$$

In principle, one can get a faster decay bound with a more sophisticated argument, but this is sufficient for our purposes. Now, by Lemma 4, we get that

$$\mathbb{E}[(QQ^T)^{-1}] = \frac{1}{1-c} I_r + O\left(\frac{1}{d}\right).$$

and each element has variance $O(1/d)$. □

Lemma 14. For $c < 1$,

$$\mathbb{E}[\Sigma_{trn}^{-1} H_1 \Sigma_{trn}^{-1}] = \frac{1}{1-c} \Sigma_{trn}^{-2} + \frac{1}{\eta_{trn}^2} \frac{c}{1-c} I_r + o(1)$$

and the variance of each element is $O\left(\frac{1}{d}\right)$. Additionally

$$\mathbb{E}[\Sigma_{trn} H_1^{-1} \Sigma_{trn}] = (1-c) \eta_{trn}^2 (\eta_{trn}^2 \Sigma_{trn}^{-2} + c I_r)^{-1} + o(1),$$

and the variance of each term is $O\left(\frac{1}{d}\right)$

Proof. Recall that

$$H_1 = K^T K + Z^T (QQ^T)^{-1} Z = K^T K + Z^T \Sigma_{trn}^{-1} (\Sigma_{trn} (P^T P)^{-1} \Sigma_{trn}) \Sigma_{trn}^{-1} Z.$$

Using Lemmas 6, 11 and 13 along with an argument analogous to the one in Lemma 7, we get that

$$\mathbb{E}[\Sigma_{trn}^{-1} H_1 \Sigma_{trn}^{-1}] = \frac{1}{1-c} \Sigma_{trn}^{-2} + \frac{1}{\eta_{trn}^2} \frac{c}{1-c} I_r + O\left(\frac{1}{d}\right) + o(1)$$

and the variance of each element is $O\left(\frac{1}{d}\right)$.

For the inverse, we define $\delta H_1 := H_1 - \mathbb{E}[H_1]$ and by an argument analogous to the one in the proof of Lemma 7, we get that

$$\mathbb{E}[\Sigma_{trn} H_1^{-1} \Sigma_{trn}] = (1-c) \eta_{trn}^2 (\eta_{trn}^2 \Sigma_{trn}^{-2} + c I_r)^{-1} + o(1)$$

and the variance of each term is $O\left(\frac{1}{d}\right)$. □

Lemma 15. For $c < 1$, we have that

$$\mathbb{E}[\|W\|_F^2] = \eta_{trn}^2 \frac{c^2}{1-c} \text{Tr} \left(\Sigma_{trn}^2 \left(\Sigma_{trn}^2 + \frac{1}{\eta_{trn}^2} I_r \right) (\Sigma_{trn}^2 c + \eta_{trn}^2 I_r)^{-2} \right) + o(1).$$

Proof. Again, like in Lemma 8, we first use the estimates for the expectations from the lemmas above to get an estimate for the expectation of $\|W\|_F^2$, and then bound the deviation from it using the variance estimates in this section. We see that the first term in $\text{Tr}(W^T W)$ is

$$\text{Tr}((A_{trn}^\dagger)^T K (H_1^{-1})^T \Sigma_{trn}^2 H_1^{-1} K^T A_{trn}^\dagger) = \text{Tr}(K^T A_{trn}^\dagger (A_{trn}^\dagger)^T K (H_1^{-1})^T \Sigma_{trn}^2 H_1^{-1}).$$

Then using Lemma 12 along with cyclic invariance of traces, we see that this is estimated by

$$\frac{1}{\eta_{trn}^2} \frac{c^2}{(1-c)^3} \text{Tr}(\Sigma_{trn} (H_1^{-1})^T \Sigma_{trn}^2 H_1^{-1} \Sigma_{trn}) + o(1).$$

Then using Lemma 14, we get that this is estimated by

$$\begin{aligned} & \eta_{trn}^2 \frac{c^2}{(1-c)^3} (1-c)^2 (cI_r + \eta_{trn}^2 \Sigma_{trn}^{-2})^{-2} + o(1) \\ & = \eta_{trn}^2 \frac{c^2}{1-c} \text{Tr}(\Sigma_{trn}^4 (\Sigma_{trn}^2 c + \eta_{trn}^2 I_r)^{-2}) + o(1). \end{aligned}$$

The second term is

$$\text{Tr}(((QQ^T)^{-1})^T Z (H_1^{-1})^T \Sigma_{trn}^2 H_1^{-1} Z^T (QQ^T)^{-1} H H^T).$$

We can rewrite this as

$$\text{Tr}(((QQ^T)^{-1})^T Z \Sigma_{trn}^{-1} (\Sigma_{trn} (H_1^{-1})^T \Sigma_{trn}) (\Sigma_{trn} H_1^{-1} \Sigma_{trn}) \Sigma_{trn}^{-1} Z^T (QQ^T)^{-1} H H^T).$$

Using Lemmas 3 and 6, we can estimate its expectation by

$$\frac{1}{\eta_{trn}^2} \frac{c^2}{1-c} \text{Tr}(((QQ^T)^{-1})^T \Sigma_{trn}^{-1} (\Sigma_{trn} (H_1^{-1})^T \Sigma_{trn}) (\Sigma_{trn} H_1^{-1} \Sigma_{trn}) \Sigma_{trn}^{-1} (QQ^T)^{-1}) + o(1).$$

Then using Lemma 13 and the fact that $H_1^T = H_1$, we get that this be further estimated by

$$\frac{1}{\eta_{trn}^2} \frac{c^2}{(1-c)^3} \text{Tr}(\Sigma_{trn}^{-1} (\Sigma_{trn} (H_1^{-1}) \Sigma_{trn})^2 \Sigma_{trn}^{-1}) + o(1).$$

Then using Lemma 14, we can simplify this estimate to

$$\begin{aligned} & \frac{1}{\eta_{trn}^2} \frac{c^2}{(1-c)^3} (1-c)^2 \eta_{trn}^4 (cI_r + \eta_{trn}^2 \Sigma_{trn}^{-2})^{-2} + o(1) \\ & = \eta_{trn}^2 \frac{c^2}{1-c} \text{Tr}(\Sigma_{trn}^2 (\Sigma_{trn}^2 c + \eta_{trn}^2 I_r)^{-2}) + o(1). \end{aligned}$$

The cross term in $\text{Tr}(W^T W)$ is

$$-2 \text{Tr}((A_{trn}^\dagger)^T K (H_1^{-1})^T \Sigma_{trn}^2 H_1^{-1} Z^T (QQ^T)^{-1} H).$$

Here the term (after cyclically permuting) that we should focus on is

$$\text{Tr}(H (A_{trn}^\dagger)^T K) = -\text{Tr}(V_{trn}^T A_{trn}^\dagger (A_{trn}^\dagger)^T A_{trn}^\dagger \Sigma_{trn} U).$$

Here since $A_{trn} = \eta_{trn} \tilde{U} \tilde{\Sigma} \tilde{V}^T$ and \tilde{U}, \tilde{V} are independent of each other, we see that using ideas from Lemma 8 in [6] and extending them to rank r as before, the expectation of this term is 0 with $O(1/d)$ variance. Thus, the whole cross-term has an expectation equal to 0.

Again, to bound the deviation from this estimate, note that for real valued random variables X, Y we have that $|\mathbb{E}[XY] - \mathbb{E}[X]\mathbb{E}[Y]| = |\text{Cov}(X, Y)| \leq \sqrt{\text{Var}(X)\text{Var}(Y)}$. For real valued random variables X, Y, Z, W , we have the following fact, from [72].

$$\begin{aligned} \text{Cov}(XY, WZ) &= \mathbb{E}X\mathbb{E}W\text{Cov}(Y, Z) + \mathbb{E}Y\mathbb{E}Z\text{Cov}(X, W) + \mathbb{E}X\mathbb{E}Z\text{Cov}(Y, W) + \\ & \quad \mathbb{E}Y\mathbb{E}W\text{Cov}(X, Z) + \text{Cov}(X, W)\text{Cov}(Y, Z) + \text{Cov}(Y, W)\text{Cov}(X, Z). \end{aligned}$$

We repeatedly apply these two to upper bound the deviation between the product of the expectations in the estimates above and the expectation of the product. It is then straightforward to see that since all variances are $O(1/d)$, the estimation error is $O(1/d) = o(1)$.

Finally, combining the terms, we get that

$$\mathbb{E}[\|W\|_F^2] = \eta_{trn}^2 \frac{c^2}{1-c} \text{Tr} \left(\Sigma_{trn}^2 \left(\Sigma_{trn}^2 + \frac{1}{\eta_{trn}^2} I_r \right) (\Sigma_{trn}^2 c + \eta_{trn}^2 I_r)^{-2} \right) + o(1).$$

□

Theorem 12. *When $d < N - r$, then the generalization error \mathcal{R} is given by*

$$\begin{aligned} & \frac{\eta_{trn}^4}{N_{tst}} \left\| (\Sigma_{trn}^2 c + \eta_{trn}^2 I)^{-1} L \right\|_F^2 \\ & + \frac{\eta_{tst}^2 \eta_{trn}^2}{d} \frac{c^2}{1-c} \text{Tr} \left(\Sigma_{trn}^2 \left(\Sigma_{trn}^2 + \frac{1}{\eta_{trn}^2} I_r \right) (\Sigma_{trn}^2 c + \eta_{trn}^2 I_r)^{-2} \right) + o\left(\frac{1}{d}\right). \end{aligned}$$

Proof. Note from theorem 11 that $\mathcal{R} = \frac{1}{N_{tst}} \|U \Sigma_{trn} H_1^{-1} Z^T (QQ^T)^{-1} \Sigma_{trn}^{-1} L\|_F^2 + \frac{\eta_{tst}^2}{d} \|W\|_F^2$.

To compute the first term, we observe that it is given by

$$\frac{1}{N_{tst}} \text{Tr}(U \Sigma_{trn} H_1^{-1} Z^T (QQ^T)^{-1} \Sigma_{trn}^{-1} L L^T \Sigma_{trn}^{-1} (QQ^T)^{-1} Z H_1^{-1} \Sigma_{trn} U^T).$$

This can be rewritten using cyclic invariance as

$$\frac{1}{N_{tst}} \text{Tr}(U^T U \Sigma_{trn} H_1^{-1} Z^T \Sigma_{trn}^{-1} \Sigma_{trn} (QQ^T)^{-1} \Sigma_{trn}^{-1} L L^T \Sigma_{trn}^{-1} (QQ^T)^{-1} \Sigma_{trn} \Sigma_{trn}^{-1} Z H_1^{-1} \Sigma_{trn}).$$

We apply Lemmas 13, 14 and 6 to get that its expectation can be estimated by

$$\begin{aligned} & \frac{1}{N_{tst}} \text{Tr} \left(\left((c-1) \eta_{trn}^2 (\eta_{trn}^2 I + c \Sigma_{trn}^2)^{-1} \right)^2 \left(\frac{1}{1-c} \right)^2 L L^T \right) + o(1/d) \\ & = \frac{\eta_{trn}^4}{N_{tst}} \text{Tr} \left((\Sigma_{trn}^2 c + \eta_{trn}^2 I)^{-2} L L^T \right) + o(1/d) \\ & = \frac{\eta_{trn}^4}{N_{tst}} \left\| (\Sigma_{trn}^2 c + \eta_{trn}^2 I)^{-1} L \right\|_F^2 + o(1/d). \end{aligned}$$

We get $o\left(\frac{1}{d}\right)$ due to the Σ_{trn}^{-2} term. Again, we can argue as in the proof of Lemma 15 to bound the deviation of the true expectation from this estimate by $o(1/d)$, noting that since train and test data assumptions are decoupled, LL^T/N_{tst} can be treated as constant as N grows.

Combining this with Lemma 8, we get that

$$\begin{aligned} & \frac{\eta_{trn}^4}{N_{tst}} \left\| (\Sigma_{trn}^2 c + \eta_{trn}^2 I)^{-1} L \right\|_F^2 \\ & + \frac{\eta_{tst}^2 \eta_{trn}^2}{d} \frac{c^2}{1-c} \text{Tr} \left(\Sigma_{trn}^2 \left(\Sigma_{trn}^2 + \frac{1}{\eta_{trn}^2} I_r \right) (\Sigma_{trn}^2 c + \eta_{trn}^2 I_r)^{-2} \right) + o\left(\frac{1}{d}\right). \end{aligned}$$

□

Theorem 1 (In-Subspace Generalization). *Let $r < |d - N|$. Let $X_{trn} \in \mathbb{R}^{d \times N}$ satisfy Assumption 1, and let A_{trn} satisfy Assumptions 2, 3, and 4. Let W be the minimum norm solution to $\|X_{trn} - \tilde{W}(X_{trn} + A_{trn})\|_F$, and let U be the left singular vectors for X_{trn} . Then for any test data X_{tst} that lives in \mathcal{V} and test noise A_{tst} satisfying only Assumption 2, the mean squared generalization error (Equation 2) is given by the following, with $L := U^T X_{tst}$ and $c := d/N$. If $c < 1$ (under-parameterized regime)*

$$\begin{aligned} \mathcal{R}_W(UL) &= \frac{\eta_{trn}^4}{N_{tst}} \left\| (\Sigma_{trn}^2 c + \eta_{trn}^2 I)^{-1} L \right\|_F^2 \\ & + \eta_{tst}^2 \eta_{trn}^2 \frac{1}{d} \frac{c^2}{1-c} \text{Tr} \left(\Sigma_{trn}^2 \left(\Sigma_{trn}^2 + \frac{1}{\eta_{trn}^2} I \right) (\Sigma_{trn}^2 c + \eta_{trn}^2 I)^{-2} \right) + O\left(\frac{1}{d\sqrt{d}}\right). \end{aligned}$$

If $c > 1$ (over-parameterized regime)

$$\mathcal{R}_W(UL) = \frac{\eta_{trn}^4}{N_{tst}} \left\| (\Sigma_{trn}^2 + \eta_{trn}^2 I)^{-1} L \right\|_F^2 + \frac{\eta_{tst}^2 \eta_{trn}^2}{d} \frac{c}{c-1} \text{Tr}((I + \eta_{trn}^2 \Sigma_{trn}^{-2})^{-1}) + O\left(\frac{\|\Sigma_{trn}\|^2}{d^2}\right).$$

Proof. Follows from Theorem 10 and Theorem 12. \square

E.2 Proof of Theorem 2

Theorem 2 (Transfer Bound). *Under the assumptions of Theorem 1, consider a linear denoiser W trained on training data $X_{trn} = U \Sigma_{trn} V_{trn}^T$ with Σ_{trn} such that $\sigma_r(X_{trn}) > M$, and tested on test data $X_{tst,1} = UL_1$ and $X_{tst,2} = UL_2$ with noise $A_{tst,1}, A_{tst,2}$ with the same variance η_{tst}^2/d . Then, the generalization errors \mathcal{R}_1 and \mathcal{R}_2 differ, for $c < 1$, by*

$$|\mathcal{R}_2 - \mathcal{R}_1| \leq \frac{\eta_{trn}^4}{N_{tst}(M^2 c + \eta_{trn}^2)^2} \text{Tr}(|L_2 L_2^T - L_1 L_1^T|) + o(1) \leq \frac{1}{N_{tst}} \text{Tr}(|L_2 L_2^T - L_1 L_1^T|) + o(1)$$

and for $c > 1$, by

$$|\mathcal{R}_2 - \mathcal{R}_1| \leq \frac{\eta_{trn}^4}{N_{tst}(M^2 + \eta_{trn}^2)^2} \text{Tr}(|L_2 L_2^T - L_1 L_1^T|) + o(1) \leq \frac{1}{N_{tst}} \text{Tr}(|L_2 L_2^T - L_1 L_1^T|) + o(1)$$

where $|\cdot|$ applied to a matrix denotes the element-wise absolute value.

Proof. We will first show this for $c < 1$. Remember that the generalization error is given by

$$\begin{aligned} \mathcal{R}_i &= \frac{\eta_{trn}^4}{N_{tst}} \left\| (\Sigma_{trn}^2 c + \eta_{trn}^2 I)^{-1} L_i \right\|_F^2 \\ &\quad + \eta_{tst}^2 \eta_{trn}^2 \frac{1}{d} \frac{c^2}{1-c} \text{Tr} \left(\Sigma_{trn}^2 \left(\Sigma_{trn}^2 + \frac{1}{\eta_{trn}^2} I \right) (\Sigma_{trn}^2 c + \eta_{trn}^2 I)^{-2} \right) + o(1) \end{aligned}$$

Note that the second term has no dependence on $X_{tst,i}$, so the difference is given by

$$\begin{aligned} \mathcal{R}_2 - \mathcal{R}_1 &= \frac{\eta_{trn}^4}{N_{tst}} \left(\left\| (\Sigma_{trn}^2 c + \eta_{trn}^2 I)^{-1} L_2 \right\|_F^2 - \left\| (\Sigma_{trn}^2 c + \eta_{trn}^2 I)^{-1} L_1 \right\|_F^2 \right) + o(1) \\ &= \frac{\eta_{trn}^4}{N_{tst}} \text{Tr} \left((\Sigma_{trn}^2 c + \eta_{trn}^2 I)^{-2} (L_2 L_2^T - L_1 L_1^T) \right) + o(1) \end{aligned}$$

So, for Σ_{trn} with lower bounded diagonal entries $\sigma_i > M$, we have that

$$|\mathcal{R}_2 - \mathcal{R}_1| \leq \frac{\eta_{trn}^4}{N_{tst}(M^2 c + \eta_{trn}^2)^2} \text{Tr}(|L_2 L_2^T - L_1 L_1^T|) + o(1)$$

where $|\cdot|$ applied to a matrix denotes the element-wise absolute value.

Similarly, for $c > 1$, we have that

$$|\mathcal{R}_2 - \mathcal{R}_1| \leq \frac{\eta_{trn}^4}{N_{tst}(M^2 + \eta_{trn}^2)^2} \text{Tr}(|L_2 L_2^T - L_1 L_1^T|) + o(1)$$

\square

Corollary 9. *For a linear denoiser W_{opt} trained on training data $X_{trn} = U \Sigma_{trn} V_{trn}^T$ with Σ_{trn} such that $\sigma_i > M$ for all i , and tested on test data $X_{tst,1} = UL_1$ and $X_{tst,2} = UL_2$, each generated i.i.d. from distributions with covariances Σ_1 and Σ_2 respectively, the difference in generalization errors \mathcal{R}_1 and \mathcal{R}_2 is bounded for $c < 1$ by*

$$|\mathbb{E}_{X_{tst,2}}[\mathcal{R}_2] - \mathbb{E}_{X_{tst,1}}[\mathcal{R}_1]| \leq \frac{\eta_{trn}^4}{(M^2 c + \eta_{trn}^2)^2} \text{Tr}(|\Sigma_2 - \Sigma_1|) + o(1)$$

and for $c > 1$

$$|\mathbb{E}_{X_{tst,2}}[\mathcal{R}_2] - \mathbb{E}_{X_{tst,1}}[\mathcal{R}_1]| \leq \frac{\eta_{trn}^4}{(M^2 + \eta_{trn}^2)^2} \text{Tr}(|\Sigma_2 - \Sigma_1|) + o(1)$$

where $|\cdot|$ applied to a matrix denotes the element-wise absolute value.

Proof. This follows easily from the proofs of Theorem 2 and Corollary 4. \square

E.3 Proofs for Theorem 3

Theorem 3 (Out-of-Subspace Generalization). *Let $r < |d - N|$. Let $X_{trn} \in \mathbb{R}^{d \times N}$ satisfy Assumption 1, and let A_{trn} satisfy Assumptions 2, 3, and 4. Let W be the minimum norm solution to $\|X_{trn} - \tilde{W}(X_{trn} + A_{trn})\|$, and let U be the left singular vectors of X_{trn} . Then, for any X_{tst} for which there exists an L and an $\alpha > 0$ such that $\|X_{tst} - UL\|_F \leq \alpha$, and A_{tst} that satisfies Assumption 2, we have that the generalization error $\mathcal{R}_W(X_{tst})$ satisfies*

$$|\mathcal{R}_W(X_{tst}) - \mathcal{R}_W(UL)| \leq \alpha^2 \sigma_1(W + I)^2.$$

Proof. Here we see that

$$\begin{aligned} \|(I - W)X_{tst} - (I - W)UL\|_F^2 &= \|(I - W)(X_{tst} - UL)\|_F^2 \\ &\leq \sigma_1(W - I)^2 \|X_{tst} - UL\|_F^2 \\ &= \alpha^2 \sigma_1(W - I)^2 \end{aligned}$$

The inequality is due to Cauchy-Schwarz inequality. Then using the reverse triangle inequality, we have that

$$\left| \|(I - W)X_{tst}\|_F^2 - \|(I - W)UL\|_F^2 \right| \leq \alpha^2 \sigma_1(W + I)^2. \quad \square$$

E.4 Proofs for Theorem 4

Proposition 1 (β_{opt}). *Let W be the solution to the denoising least squares problem (1) for any X_{trn} and A_{trn} . Suppose we solve the following least squares problem,*

$$\beta := \arg \min_{\tilde{\beta}} \|\beta_{opt}^T X_{trn} - \tilde{\beta}(X_{trn} + A_{trn})\|_F^2,$$

then we have that $\beta^T = \beta_{opt}^T W$.

Proof. Here we notice that

$$\beta = \beta_{opt}^T X_{trn} Y_{trn}^\dagger = \beta_{opt}^T W. \quad \square$$

Theorem 4 (Linear Regression). *Let $r < |d - N|$. Let $X_{trn} \in \mathbb{R}^{d \times N}$ satisfy Assumption 1, and let A_{trn} satisfy Assumptions 2, 3, and 4. Let β be the minimum norm solution to $\|\beta_{opt}^T X_{trn} - \tilde{\beta}(X_{trn} + A_{trn})\|$, and let U be the left singular vectors for X_{trn} . Then for any test data X_{tst} that lies in \mathcal{V} , and any A_{tst} satisfying Assumption 2, the mean squared generalization error for the linear regression problem is given by the following, with $L := U^T X_{tst}$, and $\hat{\beta}^T := \beta_{opt}^T U$. If $c < 1$ (under-parameterized regime)*

$$\begin{aligned} \mathcal{R} &= \frac{\eta_{trn}^4}{N_{tst}} \left\| \hat{\beta}^T (\Sigma_{trn}^2 c + \eta_{trn}^2 I)^{-1} L \right\|_F^2 \\ &\quad + \eta_{trn}^2 \eta_{tst}^2 \frac{1}{d} \frac{c^2}{1 - c} \text{Tr} \left(\hat{\beta}^T \Sigma_{trn}^2 \left(\Sigma_{trn}^2 + \frac{1}{\eta_{trn}^2} I \right) (\Sigma_{trn}^2 c + \eta_{trn}^2 I)^{-2} \hat{\beta} \right) + o \left(\frac{1}{d} \right), \end{aligned}$$

and if $c > 1$ (over-parameterized regime)

$$\mathcal{R} = \frac{\eta_{trn}^4}{N_{tst}} \left\| \hat{\beta}^T (\Sigma_{trn}^2 + \eta_{trn}^2 I)^{-1} L \right\|_F^2 + \eta_{trn}^2 \eta_{tst}^2 \frac{1}{d} \frac{c}{c - 1} \text{Tr}(\hat{\beta}^T (I + \eta_{trn}^2 \Sigma_{trn}^{-2})^{-1} \hat{\beta}) + o \left(\frac{1}{d} \right).$$

Proof. We present the adaptation of Lemma 8, the other lemmas can be adapted accordingly.

We first use the estimates for the expectations from the lemmas to get an estimate for $\|\beta_{opt}^T W\|_F^2$, and then bound the deviation from it using the variance estimates above. We begin the calculation as

$$\|\beta_{opt}^T W\|_F^2 = \text{Tr}(W^T \beta_{opt} \beta_{opt}^T W)$$

Using Lemma 1, we see that the trace has three terms. The first term is

$$\text{Tr}(H^T(K_1^{-1})^T Z((P^T P)^{-1})^T \Sigma_{trn}^T U^T \beta_{opt} \beta_{opt}^T U \Sigma_{trn} (P^T P)^{-1} Z^T K_1^{-1} H)$$

Using $\hat{\beta}^T = \beta_{opt}^T U$. Then since the trace is invariant under cyclic permutations, we get the following term

$$\text{Tr}(\hat{\beta}^T \Sigma_{trn} (P^T P)^{-1} Z^T K_1^{-1} H H^T (K_1^{-1})^T Z((P^T P)^{-1})^T \Sigma_{trn}^T \hat{\beta})$$

The rest of the proof for this term is the same as Lemma 8.

The second term in $\text{Tr}(W^T \beta_{opt} \beta_{opt}^T W)$ is

$$-2 \text{Tr}(H^T (K_1^{-1})^T Z^T ((P^T P)^{-1})^T \Sigma_{trn}^T \hat{\beta} \hat{\beta}^T \Sigma_{trn} Z^{-1} H H^T Z P^\dagger)$$

Then the rest of the proof for this term is the same.

Finally, the last term in $\text{Tr}(W^T \beta_{opt} \beta_{opt}^T W)$ is

$$\text{Tr}((P^\dagger)^T Z^T (K_1^{-1})^T H H^T (Z^{-1})^T \Sigma_{trn}^T \hat{\beta} \hat{\beta}^T \Sigma_{trn} Z^{-1} H H^T K_1^{-1} P^\dagger)$$

The rest of the proof is the same again. □

E.5 Proofs for Corollary 4

Corollary 4 (I.I.D. Test Data). *In the setting of Theorem 1, if we further assume that the columns of L are drawn I.I.D. from a distribution with mean zero and Covariance Σ , then we can remove the $\frac{1}{N_{tst}}$ and replace L with $\Sigma^{1/2}$ in the expression for the generalization risk.*

Proof. We begin by noting that the variance term is independent of X_{tst} . Hence we only need to focus on the bias term. Recall that the bias is given by

$$\frac{1}{N_{tst}} \|(I - W)X_{tst}\|_F^2 = \text{Tr} \left((I - W) \frac{X_{tst} X_{tst}^T}{N_{tst}} (I - W)^T \right).$$

Note that as $N_{tst} \rightarrow \infty$, $\frac{X_{tst} X_{tst}^T}{N_{tst}} \rightarrow \Sigma$. Hence if we look at

$$\mathbb{E}_{X_{tst}}[\mathcal{R}],$$

we can replace the $\frac{X_{tst} X_{tst}^T}{N_{tst}}$ with Σ directly. □

E.6 Proofs for Theorem 5

Theorem 5 (I.I.D. Training Data With Isotropic Covariance). *Let $c = d/N$ and $c_r = r/N$. Then if $c < 1$*

$$\mathbb{E}_{X_{trn}}[\mathcal{R}] = \frac{\eta_{trn}^4}{N_{tst}} \|(\Sigma_{trn}^2 c + \eta_{trn}^2 I)^{-1} L\|_F^2 + \eta_{tst}^2 \frac{r}{d} \frac{1}{1-c} \left(T_1(c_r, \eta_{trn}^2/c) + \frac{1}{\eta_{trn}^2} T_2(c_r, \eta_{trn}^2/c) \right) + o\left(\frac{1}{d}\right)$$

and if $c > 1$

$$\mathbb{E}_{X_{trn}}[\mathcal{R}] = \frac{\eta_{trn}^4}{N_{tst}} \|(\Sigma_{trn}^2 + \eta_{trn}^2 I)^{-1} L\|_F^2 + \eta_{tst}^2 \frac{r}{d} \frac{c}{c-1} T_3(c_r, \eta_{trn}^2) + o\left(\frac{1}{d}\right)$$

where $T_1(c_r, z) = T_3(c_r, z) - z T_2(c_r, z)$, and

$$T_2(c_r, z) = \frac{1 + c_r + z c_r}{2\sqrt{(1 - c_r + c_r z)^2 + 4c_r^2 z}} - \frac{1}{2}, \quad T_3(c_r, z) = \frac{1}{2} + \frac{1 + z c_r - \sqrt{(1 - c_r + z c_r)^2 + 4c_r^2 z}}{2c_r}.$$

Proof. Then if X_{trn} is the data matrix, the singular values squared for X_{trn} are the eigenvalues of

$$X_{trn}^T X_{trn} = Z^T U^T U Z = Z^T Z$$

Then $Z^T Z$ is a $N \times N$ matrix, and due to the normalization of the variance of the entries, this is a Wishart Matrix. Further, we know that the eigenvalue distribution can be approximated by the Marchenko Pastur distribution with shape parameter r/N [73–78].

Then we have that for the $c < 1$ case, we have the variance is

$$\frac{1}{d} \frac{c}{1-c} \sum_{i=1}^r \frac{1}{c^2} \left(\frac{\sigma_i^4}{(\sigma_i^2 + \sigma_{trn}^2/c)^2} + \frac{1}{\sigma_{trn}^2} \frac{\sigma_i^2}{(\sigma_i^2 + \sigma_{trn}^2)^2} \right)$$

Then we simplify this as the following.

$$\frac{r}{d} \frac{1}{c(1-c)} \left(\mathbb{E} \left[\frac{\sigma_i^4}{(\sigma_i^2 + \sigma_{trn}^2/c)^2} \right] + \frac{1}{\sigma_{trn}^2} \mathbb{E} \left[\frac{\sigma_i^2}{(\sigma_i^2 + \sigma_{trn}^2)^2} \right] \right)$$

If λ is an eigenvalue of the training data gram matrix, then the variance term of the generalization error has terms of the following form.

$$\frac{\lambda^2}{(\lambda + 1/c)^2}, \quad \frac{\lambda}{(\lambda + 1/c)^2}, \quad \frac{\lambda}{\lambda + 1}$$

The value of these for the Marchenko Pastur distribution can be found in [31].

$$\begin{aligned} \mathbb{E} \left[\frac{\lambda}{\lambda + \eta_{trn}^2} \right] &= \frac{1}{2} + \frac{1 + \eta_{trn}^2 c_r - \sqrt{(1 - c_r + \eta_{trn}^2 c_r)^2 + 4c_r^2 \eta_{trn}^2}}{2c_r} \\ \mathbb{E} \left[\frac{\lambda}{(\lambda + \eta_{trn}^2)^2} \right] &= \frac{1 + c_r + \eta_{trn}^2 c_r}{2\sqrt{(1 - c_r + c_r \eta_{trn}^2)^2 + 4c_r^2 \eta_{trn}^2}} - \frac{1}{2} + o(1) \\ \mathbb{E} \left[\frac{\lambda^2}{(\lambda + \eta_{trn}^2)^2} \right] &= \mathbb{E} \left[\frac{\lambda}{\lambda + \eta_{trn}^2} \right] - \eta_{trn}^2 \left(\mathbb{E} \left[\frac{\lambda}{(\lambda + \eta_{trn}^2)^2} \right] \right) \end{aligned}$$

$$c_r = r/N$$

The proofs for the rest of the terms are similar. \square

E.7 Proofs for Corollary 5

Corollary 5 (I.I.D. Train and Tests Data With Isotropic Covariance). *Let $c = d/N$ and $c_r = r/N$. Then if $c < 1$*

$$\mathbb{E}_{X_{trn}}[\mathcal{R}] = \eta_{trn}^4 \cdot r \cdot \kappa \cdot T_4(c_r, \eta_{trn}^2/c) + \frac{r}{d} \frac{1}{1-c} \left(T_1(c_r, \eta_{trn}^2/c) + \frac{1}{\eta_{trn}^2} T_2(c_r, \eta_{trn}^2/c) \right) + o\left(\frac{1}{d}\right)$$

and if $c > 1$

$$\mathbb{E}_{X_{trn}}[\mathcal{R}] = \eta_{trn}^4 \cdot r \cdot \kappa \cdot T_4(c_r, \eta_{trn}^2) + \frac{r}{d} \frac{c}{c-1} T_3(c_r, \eta_{trn}^2) + o\left(\frac{1}{d}\right)$$

where $T_1(c_r, z) = T_3(c_r, z) - zT_2(c_r, z)$, and

$$\begin{aligned} T_2(c_r, z) &= \frac{1 + c_r + zc_r}{2\sqrt{(1 - c_r + c_r z)^2 + 4c_r^2 z}} - \frac{1}{2}, \quad T_3(c_r, z) = \frac{1}{2} + \frac{1 + zc_r - \sqrt{(1 - c_r + zc_r)^2 + 4c_r^2 z}}{2c_r}, \\ T_4(c_r, z) &= \frac{zc_r^2 + c_r^2 + zc_r - 2c_r + 1}{2z^2 c_r \sqrt{(1 - c_r + c_r z)^2 + 4c_r^2 z}} - \frac{1}{2z^2} \left(1 - \frac{1}{c_r} \right). \end{aligned}$$

Proof. For the bias, we get

$$\frac{\eta_{trn}^4}{N_{tst}} \frac{1}{c^2} \mathbb{E} \left[\frac{1}{(\sigma_i^2 + \eta_{trn}^2/c)^2} \right] \|L\|_F^2$$

The value of these for the Marchenko Pastur distribution can be found in [31].

$$\mathbb{E} \left[\frac{1}{(\lambda + \eta_{trn}^2)^2} \right] = \frac{\eta_{trn}^2 c_r^2 + c_r^2 + \eta_{trn}^2 c_r - 2c_r + 1}{2\eta_{trn}^4 c_r \sqrt{4\eta_{trn}^2 c_r^2 + (1 - c_r + \eta_{trn}^2 c_r)^2}} + \frac{1}{2\eta_{trn}^4} \left(1 - \frac{1}{c_r} \right)$$

\square

F Numerical Details

In this section, we include the computational details required to reproduce the data and figures in the paper. The code for the experiments can be found in the following anonymized repository [Link].

F.1 Data

For our transfer learning results, we use real datasets namely CIFAR [62], STL10 [63] and SVHN [64]. We will mostly be working with the training and test split of CIFAR, training split of STL10 and training split of SVHN. We will also use the test split of STL10 for our data augmentation results, refer figure 2h and section F.5, to avoid overlaps between training and test data.

To verify the application of our results to I.I.D. data, we generate datasets from certain distributions, the details of which are presented in the upcoming sections.

The test data is normalized so that each coordinate has mean zero and a standard deviation of 5. This is done before we do any other pre-processing.

F.2 Compute Time

For figures 1, 3, 4 and 7, we use the same training data from CIFAR train split. Thus, we combine our code implementation for these figures. This saves up compute time for mean empirical error since inversion of the matrix $X_{trn} + A_{trn}$, for obtaining W_{opt} , occurs once for each empirical run for all 4 figures. The code was implemented using Google Colab with A100 Nvidia GPU which took approximately 1 hour for the 200 trials for each value of r . Since the results are computed for 4 values of r , the entire experiment was completed within approximately 4 hours.

Figures 2d and 2h took approximately 4 hours each using A100 Nvidia GPU on Google Colab. Figures 5 and 6 were computed together in approximately 40 minutes. Figure 9 took approximately 1 hour to compute. Figure 10 only took around 10 minutes due to less number of N values and only 50 trials. All the above was implemented using A100 GPU on Colab. Figure 8 took approximately 4.5 hours using T4 Nvidia GPU on Google Colab.

F.3 Principal Component Regression

We use four datasets for the set of results obtained through principal component regression namely, CIFAR train split, CIFAR test split, STL10 dataset and SVHN dataset.

F.3.1 In-Subspace

For figure 1d, the test data lies in the same low-dimensional subspace as the training dataset. The experimental setting is as follows.

- Training data, of order $d \times N$, is sampled from flattened CIFAR train split such that $d = 3072$ and N ranges between 1050 and 10500 with an increment of 550 for the results.
- We project our training data over the first r principal components where r refers to the rank and varies as 25, 50, 100 and 150.
- Test datasets, of order $d \times N_{tst}$, are sampled from CIFAR test split, STL10 train split and SVHN train split where $d = 3072$ and $N_{tst} = 2500$.
- We also project these test datasets onto the low-dimensional subspace using the projection matrices.
- For denoising, we generate Gaussian noise matrix A_{trn} with norm \sqrt{N} for the training data and A_{tst} with norm $\sqrt{N_{tst}}$ for the test datasets.

The theoretical error is calculated using the formula in Theorem 1 and the empirical error is the mean squared error.

F.3.2 Out-of-Subspace

Next, we test our formulas for test datasets which lie outside the training distribution space.

Small α We detail the numerical setup required to generate figure 1h.

- Training data, of order $d \times N$, is sampled from flattened CIFAR train split such that $d = 3072$ and N ranges between 1050 and 10500 with an increment of 550 for the results.
- We project our training data over the first r principal components where r refers to the rank and varies as 25, 50, 100 and 150.
- Test datasets, of order $d \times N_{tst}$, are sampled from CIFAR test split, STL10 train split and SVHN train split where $d = 3072$ and $N_{tst} = 2500$.
- We project these test datasets onto the low-dimensional subspace using the projection matrices.
- We add a small amount of full-dimensional Gaussian noise to the projected datasets to generate out-of-subspace datasets with small α . Here, we consider the case where $\alpha = 0.1$.
- For denoising, we generate Gaussian noise matrix A_{trn} with norm \sqrt{N} for the training data and A_{tst} with norm $\sqrt{N_{tst}}$ for the test datasets.

The empirical error shown in figure 1h is the square root of the mean squared error. The theoretical bounds on the error are calculated using Theorem 3.

Large α . For figure 7, the experimental setup is as follows.

- Training data, of order $d \times N$, is sampled from flattened CIFAR train split such that $d = 3072$ and N ranges between 1050 and 10500 with an increment of 550 for the results.
- We project our training data over the first r principal components where r refers to the rank and varies as 25, 50, 100 and 150.
- Test datasets, of order $d \times N_{tst}$, are sampled from CIFAR test split, STL10 train split and SVHN train split where $d = 3072$ and $N_{tst} = 2500$.
- We do not project these test datasets onto the low-dimensional subspace. We retain their high dimensions. The values of α for different values of r are provided in figure 7.
- For denoising, we generate Gaussian noise matrix A_{trn} with norm \sqrt{N} for the training data and A_{tst} with norm $\sqrt{N_{tst}}$ for the test datasets.

F.4 Linear Regression

To consider the linear regression case for figure 3,

- Training data, of order $d \times N$, is sampled from flattened CIFAR train split such that $d = 3072$ and N ranges between 1050 and 10500 with an increment of 550 for the results.
- We project our training data over the first r principal components where r refers to the rank and varies as 25, 50, 100 and 150.
- Gaussian noise matrix with norm \sqrt{N} is added to the training data.
- We generate normally-distributed β_{opt} of order $d \times 1$ with norm 1. The learned estimator is computed as $\beta^T = \beta_{opt}^T W$ where W is the minimum norm solution to the least squares denoising problem. For theoretical error, we compute $\hat{\beta}^T = \beta_{opt} U$.
- Test datasets, of order $d \times N_{tst}$, are sampled from CIFAR test split, STL10 train split and SVHN train split where $d = 3072$ and $N_{tst} = 2500$.
- We also project these test datasets onto the low-dimensional subspace using the projection matrices.
- Gaussian noise matrix with norm $\sqrt{N_{tst}}$ is added to the test datasets.
- Finally, the test datasets, X_{tst} , are replaced with $\beta^T X_{tst}$ to compute the error for the linear regression problem.

F.5 Data Augmentation

To emphasize the application of our results to non-I.I.D. data, we consider two cases of data augmentation to our training data.

F.5.1 Without Independence

The experimental setting to obtain the empirical generalization error is as follows.

- We sample 1000 images from the CIFAR train split as the first batch of our training data. For experimental results
- We augment the above batch with the same batch to vary N between 1000 and 6000 with an increment of 1000. We project the dataset onto its first r principal components where $r = 25, 50, 100$ and 150.
- We add gaussian noise with norm \sqrt{N} to the training data as before. Note that the noise on augmented batches would be independent of the noise in the original batch. This is the only assumption required for our result.
- Test datasets, of order $d \times N_{tst}$, sampled from CIFAR test split, STL10 train split and SVHN train split where $d = 3072$ and $N_{tst} = 2500$ are also projected onto the low-dimensional subspace.

We calculate the theoretical generalization error for more values of c to obtain smoother curves. Note that the left singular vectors i.e., the columns of matrix U , do not change when we augment our training batches. We utilize this to speed-up our computation for theoretical curves.

- We sample 1000 images from the CIFAR train split as the first batch of our training data.
- We obtain the projection matrix $P = UU^T$ and the matrix $L = U^T X_{tst}$ from the SVD of the first batch itself.
- The generalization error is computed from the formula in Theorem 1 for values of N between 1000 and 6000 with an increment of 50.
- We scale the singular values by a factor of $N/1000$ to account for the augmenting.

F.5.2 Without Identity

To generate figure 2h,

- We use training data, of order $d \times N$, such that $d = 3072$ and N ranges between 1050 and 10500 with an increment of 550 for the results.
- We use $N/2$ images from the CIFAR training split and $N/2$ images from the STL10 training split concatenated together for our training data.
- We project our training data over the first r principal components where r refers to the rank and varies as 25, 50, 100 and 150.
- Test datasets, of order $d \times N_{tst}$, are sampled from CIFAR test split, STL10 test split and SVHN train split where $d = 3072$ and $N_{tst} = 2500$. This is done to avoid any overlaps between training and test data.
- We also project these test datasets onto the low-dimensional subspace using the projection matrices.
- For denoising, we generate Gaussian noise matrix A_{trn} with norm \sqrt{N} for the training data and A_{tst} with norm $\sqrt{N_{tst}}$ for the test datasets.

F.6 I.I.D. Data

We also perform experiments to verify our results in cases where training and test datasets are I.I.D. The numerical details for those experiments are presented in this section.

F.6.1 I.I.D. Test Data

To generate figure 4,

- Training data, of order $d \times N$, is sampled from flattened CIFAR train split such that $d = 3072$ and N ranges between 1050 and 10500 with an increment of 550 for the results.
- We project our training data over the first r principal components where r refers to the rank and varies as 25, 50, 100 and 150.

- We generate L from Gaussian distribution of norm $\sqrt{N_{tst}}$ where $N_{tst} = 2500$.
- We obtain our I.I.D. test data of order $d \times N_{tst}$ as $X_{tst} = UL$ where U contains the left singular vectors of the projected training data.
- For denoising, we generate Gaussian noise matrix A_{trn} with norm \sqrt{N} for the training data and A_{tst} with norm $\sqrt{N_{tst}}$ for the test datasets.

F.6.2 I.I.D. Train Data

To generate figure 9,

- We generate the left singular matrix U from the SVD of a Gaussian matrix of order $d \times r$ where $M = 3072$ and $r = 50$.
- We generate the training matrix $X_{trn} = UZ$ where Z is of order $r \times N$ such that each column is normally distributed with mean 0 and variance $1/r$.
- Here, N varies from 1050 to 10500 with an increment of 550.
- Test datasets, of order $d \times N_{tst}$, are sampled from CIFAR test split, STL10 train split and SVHN train split where $d = 3072$ and $N_{tst} = 2500$.
- We also project these test datasets onto the r -dimensional subspace using projection matrices.
- For denoising, we generate Gaussian noise matrix A_{trn} with norm \sqrt{N} for the training data and A_{tst} with norm $\sqrt{N_{tst}}$ for the test datasets.

F.6.3 I.I.D Train and Test Data

To generate figure 10,

- We generate the left singular matrix U from the SVD of a Gaussian matrix of order $d \times r$ where $M = 3072$ and $r = 50$.
- We generate the training matrix $X_{trn} = UZ$ where Z is of order $r \times N$ such that each column is normally distributed with mean 0 and variance $1/r$.
- Here, N varies from 500 to 6010 with an increment of 550 for the empirical markers and with an increment of 55 for theoretical values on the solid curve.
- We generate L from Gaussian distribution of norm $\sqrt{N_{tst}}$ where $N_{tst} = 5000$.
- We obtain our I.I.D. test data of order $d \times N_{tst}$ as $X_{tst} = UL$ where U contains the left singular vectors of the projected training data.
- For denoising, we generate Gaussian noise matrix A_{trn} with norm \sqrt{N} for the training data and A_{tst} with norm $\sqrt{N_{tst}}$ for the test datasets.

F.7 Full Dimensional Denoising

To generate figure 8,

- Training data, of order $d \times N$, is sampled from flattened CIFAR train split such that $d = 3072$ and N ranges between 1050 and 10500 with an increment of 550 for the results.
- We project our training data over the first r principal components where r is the minimum of d and N . This implies that the data is full dimensional.
- Test datasets, of order $d \times N_{tst}$, are sampled from CIFAR test split, STL10 train split and SVHN train split where $d = 3072$ and $N_{tst} = 2500$.
- We also project these test datasets onto the low-dimensional subspace using the projection matrices.
- For denoising, we generate Gaussian noise matrix A_{trn} with norm \sqrt{N} for the training data and A_{tst} with norm $\sqrt{N_{tst}}$ for the test datasets.

E.8 Optimal η_{trn}

To generate figures 5 and 6,

- Training data, of order $d \times N$, is sampled from flattened CIFAR train split such that $d = 3072$ and N ranges between 500 and 5500 as $\{500, 750, 1000, 1250, 1500, 1750, 2000, 2250, 2500, 2600, 2700, 2800, 2900, 3000, 3020, 3130, 3200, 3300, 3400, 3500, 3750, 4000, 4250, 4500, 4750, 5000, 5250, 5500\}$.
- We project our training data over the first r principal components where $r = 50$.
- Test datasets, of order $d \times N_{tst}$, are the training dataset with new noise and sampled from CIFAR test split, STL10 train split and SVHN train split where $d = 3072$ and $N_{tst} = N$.
- We compute generalization error for 2000 η_{trn} values ranging from 1/3.5 to 100 for each N from our formula in Theorem 1.
- We report the optimal η_{trn} found to minimise the generalization error in figure 5 and the optimal generalization error in figure 6.