

STATISTICAL INFERENCE IN HIGH-DIMENSIONAL GENERALIZED LINEAR MODELS WITH ASYMMETRIC LINK FUNCTIONS

KAZUMA SAWAYA[†], YOSHIMASA UEMATSU[‡], MASAOKI IMAIZUMI^{†‡}

[†]*The University of Tokyo,*

[‡]*Hitotsubashi University,*

[‡]*RIKEN Center for Advanced Intelligence Project*

ABSTRACT. We have developed a statistical inference method applicable to a broad range of generalized linear models (GLMs) in high-dimensional settings, where the number of unknown coefficients scales proportionally with the sample size. Although a pioneering method has been developed for logistic regression, which is a specific instance of GLMs, its direct applicability to other GLMs remains limited. In this study, we address this limitation by developing a new inference method designed for a class of GLMs with asymmetric link functions. More precisely, we first introduce a novel convex loss-based estimator and its associated system, which are essential components for the inference. We next devise a methodology for identifying parameters of the system required within the method. Consequently, we construct confidence intervals for GLMs in the high-dimensional regime. We prove that our proposal has desirable theoretical properties, such as strong consistency and exact coverage probability. Finally, we confirm the validity in experiments.

1. INTRODUCTION

For a pair (X, Y) of a p -dimensional random feature X and a random response Y , we consider the following generalized linear model (GLM):

$$\mathbb{E}[Y|X = x] = g(x^\top \beta), \quad \forall x \in \mathbb{R}^p, \quad (1)$$

where $g : \mathbb{R} \rightarrow \mathbb{R}$ is an inverse link function that is monotonically increasing, and $\beta = (\beta_1, \dots, \beta_p)^\top \in \mathbb{R}^p$ is an unknown coefficient vector. The GLM is one of the most popular classes of statistical models which includes linear regression, logistic regression, Poisson regression, and many others. For this important class, statistical inference on β is essential and has been discussed by many authors, such as [Pre80, AO81, NCC96, MG94, Ran11, JDP⁺13, ZLX15, JK17, WRZ18, BKM⁺19]. In recent years, a high-dimensional regime has been actively studied. We are in particular interested in a proportional limit of the coefficient dimension p and the sample size n :

$$p, n \rightarrow \infty \text{ and } p/n \rightarrow \exists \kappa \in (0, \infty). \quad (2)$$

Date: May 31, 2023, Contact: sawaya@g.ecc.u-tokyo.ac.jp.

In this setting, the GLM and its special cases have been studied by [BM11, Ran11, EKBB⁺13, TAH18, SC19, YYMD21, ZSC22, Bel22], to name a few.

Our interest is a statistical inference on the unknown coefficient β under the regime of (2). Recently, a seminal work [SC19] has developed an inferential methodology for logistic regression by way of a *state evolution* (SE) system, which is induced from an optimization algorithm for estimation. This system characterizes some parameters that are related to bias caused by the high dimensionality. [ZSC22] extends the approach to handle features with a more general covariance structure. [SAH19] develops a regularized estimator for the logistic regression. [YYMD21] proposes a useful estimator for a parameter needed for the SE system. We will review these points in Section 2.2.

Despite the development of logistic regression, it is still difficult to directly apply the SE-based inference approach to the other GLMs. This is due to the following reasons: (i) a form of SE system is not fully clear in the general GLM, and (ii) the inference requires some unknown parameters of the SE system, but they can be estimable only in the case of logistic regressions.

In this paper, we develop a new statistical method of inference in GLMs with asymmetric inverse link functions in the high-dimensional regime (2), by extending the approach by [SC19]. Our approach has the following two steps. First, considering a new convex loss for an estimator on GLMs, we derive a new SE system by a corresponding algorithm for the loss. Second, we develop novel estimators for unknown parameters for the SE system. Consequently, we plug in the estimated parameter of the SE and achieve valid statistical inference.

Our contributions can be summarized as follows:

- We develop the statistical inference method for GLMs with an asymmetric inverse link function in a high-dimensional setting. It is applicable to a wider class of GLMs, and is an extension of the previous method applicable only for logistic regression.
- We derive the new SE system for GLMs and also the method for estimating the unknown parameters. Our SE parameters estimation method is new and based on a different ideas from those for logistic regression developed in the literature.
- We prove the asymptotic validity of our method. Specifically, we show that our confidence interval asymptotically achieves the exact coverage probability. Our experiments support our theory.

1.1. Related Works. Statistical estimation and inferential problems in high-dimensional setting (2) have been actively studied in a number of studies. For example, there are numerous studies on linear model [BM11, EKBB⁺13, TAH15, TAH18, MM22, EK18, HMRT22, MM21], logistic regression models [SCC19, SC19], and others [Bel22, LGC⁺21]. Outside the high-dimensional regime (2), statistical inference utilizing sparsity is also an active research area. [GC16, JVDG16, SAH19, CGM21, LZCL23] considered a statistical inference for the coefficient vector of high-dimensional GLMs, and goodness-of-fit testing for this model is proposed by [JSBS20].

For a parameter estimation problem for the SE-based inference, *ProbeFrontier* by [SC19] is the first heuristic approach in the logistic regression case. This method estimates the parameters of SE systems based on the phase transition property of maximum likelihood estimators for logistic regression. *SLOE* by [YYMD21] is a consistent and useful estimator based on another representation of the SE system and leave-one-out technique [EKBB⁺13]. [Bel22] provides a more widely applicable inference framework that allows valid inference even if the link function is misspecified.

1.2. Notation. Define $\mathbb{R}_+ = (0, \infty)$. For a vector $b = (b_1, \dots, b_p) \in \mathbb{R}^p$, b_j denotes a j -th element of b for $j = 1, \dots, p$. Let $\nu_m(x)$ denote the empirical distribution of m observations $x = (x_1, \dots, x_m)^\top \in \mathbb{R}^m$. Denote by $\Phi : \mathbb{R} \rightarrow \mathbb{R}$ and $\phi : \mathbb{R} \rightarrow \mathbb{R}$ the cumulative distribution function and the density function of the standard normal distribution, respectively. For a function $F : \mathbb{R} \rightarrow \mathbb{R}$, F' denotes a derivative of F . For any convex function $f : \mathbb{R} \rightarrow \mathbb{R}$ and constant $\eta > 0$, define the proximal operator $\text{prox}_{\eta f} : \mathbb{R} \rightarrow \mathbb{R}$ as $\text{prox}_{\eta f}(x) = \arg \min_{z \in \mathbb{R}} \{\eta f(z) + (x - z)^2/2\}$.

2. PRELIMINARY

In this section, we recap the basic concept of the GLM and its problem in moderately high dimensions. We also review the statistical inference framework for logistic regression based on a state evolution (SE) system.

2.1. Generalized Linear Model. Suppose that we observe i.i.d. n pairs $\{(X_i, Y_i)\}_{i=1}^n$ of a feature vector $X_i \in \mathbb{R}^p$ and a target variable $Y_i \in \mathcal{Y}$ that follow the GLM (1), where \mathcal{Y} is a response space, such as $\mathbb{R}, \mathbb{R}_+, \{0, 1\}, \{0, 1, 2, \dots\}$, and so on. We assume that the feature vector is independently generated from $X_i \sim N_p(0, \Sigma)$ with a covariance matrix $\Sigma \in \mathbb{R}^{p \times p}$. The GLM can represent several models by specifying the inverse link function $g(\cdot)$ and the distribution of Y_i with given $g(X_i^\top \beta)$. For example, if $Y_i | X_i \sim \text{Ber}(g(X_i^\top \beta))$ with $g(t) = 1/(1 + \exp(-t))$, the GLM reduces to the logistic regression model. If $Y_i | X_i \sim \text{Pois}(g(X_i^\top \beta))$ with $g(t) = \exp(t)$, the GLM represents the Poisson regression model.

If a random variable $Y_i | X_i$ has a density function (continuous case) or a mass function (discrete case) $f(\cdot | X_i)$, the maximum likelihood estimator (MLE) of β is defined as

$$\hat{\beta}^{\text{MLE}} = \arg \max_{b \in \mathbb{R}^p} \sum_{i=1}^n \log f(Y_i | X_i). \quad (3)$$

In a low-dimensional setting where $n \rightarrow \infty$ with fixed $p < \infty$, the MLE asymptotically obeys the normal distribution, $\sqrt{n}(\hat{\beta}^{\text{MLE}} - \beta) \xrightarrow{d} N_p(0, \mathcal{I}_\beta^{-1})$, where \mathcal{I}_β is the Fisher information matrix evaluated at the true coefficient β . Once the variance is consistently estimated, we can consider inference on β in a conventional manner [vdV00]. In contrast, this classical approach is no longer valid in the proportionally high-dimensional setting (2), as presented in [SC19].

2.2. State Evolution (SE)-based Inference by [SC19]: Logistic Regression Case.

For a logistic regression model, [SC19, ZSC22] developed an inferential framework under the high-dimensional regime (2). Specifically, [SC19, ZSC22] showed that the properly corrected MLE has asymptotically normally distributed. That is, for any $j = 1, \dots, p$ as $n, p \rightarrow \infty$ with $p/n \rightarrow \kappa \in (0, \infty)$, we have

$$\frac{\sqrt{n}(\widehat{\beta}_j^{\text{MLE}} - \mu\beta_j)}{\sigma/\tau_j} \xrightarrow{d} N(0, 1), \quad (4)$$

where $\tau_j^2 := \text{Var}(X_{ij}|X_{i\setminus j})$ is a conditional variance of a j -th element of X_i with given $X_{i\setminus j} := (X_{i,1}, \dots, X_{i,j-1}, X_{i,j+1}, \dots, X_{i,p})$. Here, (μ, σ) is (a part of) *state evolution* (SE) parameters which satisfies the following system, named the state evolution (SE) system:

$$\begin{cases} \kappa^2\sigma^2 &= \mathbb{E}_{(Q_1, Q_2)} [2g(Z)(\eta g(D))^2], \\ 0 &= \mathbb{E}_{(Q_1, Q_2)} [g(Z)Z(\eta g(D))], \\ 1 - \kappa &= \mathbb{E}_{(Q_1, Q_2)} [2g(Z)(1 + \eta g'(D))^{-1}], \end{cases} \quad (5)$$

with $D = \text{prox}_{\eta G}(\mu Z + \sqrt{\kappa}\sigma Q_2)$, $Z = \gamma Q_1$, and $(Q_1, Q_2) \sim N_2(0, I_2)$, where $\gamma^2 = \text{Var}(X_i^\top \beta)$ is a *signal strength* (SS) parameter. Note that the inverse link function and the integrated inverse link function are defined as $g(t) = 1/(1+\exp(-t))$ and $G(t) := \log(1+e^t)$, respectively, in this logistic regression case. Here, $\mu, \sigma, \eta \in \mathbb{R}$ are the SE parameters.

An SE system is derived as a fixed-point equation of an iterative algorithm for an optimization problem on estimators. In the logistic regression case, the MLE is defined by the optimization problem (3), we can derive the SE system (5) from it. Its derivation process is based on the framework of approximate message passing, whose details are provided in [FVRS22].

On the basis of the asymptotic normality of the MLE in (4), we may construct a confidence interval on each β_j for $j = 1, \dots, p$, as long as the SE parameters are available. Specifically, given (μ, σ) , the MLE-centric confidence interval with confidence level $1 - \alpha \in (0, 1)$ is formed as

$$\text{CI}_\alpha := \left[\frac{\widehat{\beta}_j^{\text{MLE}}}{\mu} - z_{\alpha/2} \frac{\sigma/\tau_j}{\sqrt{n}\mu}, \frac{\widehat{\beta}_j^{\text{MLE}}}{\mu} + z_{\alpha/2} \frac{\sigma/\tau_j}{\sqrt{n}\mu} \right],$$

where $z_{\alpha/2}$ is the $(\alpha/2)$ -quantile of a standard Gaussian distribution. With a proper specification of the parameters, we can obtain $\Pr(\beta_j \in \text{CI}_\alpha) \rightarrow 1 - \alpha$ as $n, p \rightarrow \infty$ in the sense of (2).

Importantly, we need to know the SS parameter γ^2 in advance because the SE parameters (μ, σ) are understood as a function of γ^2 . [SC19] proposed an estimation procedure of γ^2 based on the phase transitions of their existence of the MLE [CS20]. [YYMD21] developed another approach for this estimation problem.

This SE-based method has several advantages. First, the method reduces the inference problem on high-dimensional coefficients to the SE system with a small number of scalar SE

parameters. Second, the method allows inference on each element of the coefficient vector β , even though the SE systems reveal an average property for all elements of β .

3. ESTIMATOR AND SE SYSTEM FOR GLMS

In this section, we derive a generic estimator for the GLM and an associated SE system. They are necessary to perform the SE-based inference as in [SC19].

3.1. Surrogate Estimator for Coefficient Vector β . We first develop an estimator for the true coefficient vector β by using a *surrogate loss* function, originally proposed for the classification problem [AKK⁺14]. We introduce the loss function $\ell : \mathbb{R}^p \times \mathbb{R}^p \times \mathcal{Y} \rightarrow \mathbb{R}$ defined as

$$\ell(b, x, y) := G(x^\top b) - yx^\top b,$$

where $G(\cdot)$ is a function satisfying $G' = g$. Using the loss, we define the surrogate estimator

$$\hat{\beta} := \arg \min_{b \in \mathbb{R}^p} \sum_{i=1}^n \ell(b, X_i, Y_i). \quad (6)$$

The use of the surrogate estimator is justified from two aspects. First, as long as $g(\cdot)$ is monotonically increasing, the surrogate loss is convex in b . This property provides computational and statistical advantages in a broader class of GLMs, and plays a crucial role in the derivation of SE systems; see Remark 3.1 below. Second, the minimizer of the surrogate loss is identical to the true coefficient β , which is shown as follows:

Proposition 3.1 (Lemma 1 in [AKK⁺14]). *Consider an $\mathbb{R}^p \times \mathcal{Y}$ -valued random element (X, Y) which follows the GLM (1). If $g(\cdot)$ is increasing, then the coefficient vector β in (1) satisfies*

$$\beta = \arg \min_{b \in \mathbb{R}^p} \mathbb{E}[\ell(b, X, Y)|X].$$

These points show that the surrogate loss estimator is a reasonable extension of the MLE for GLMs.

Remark 3.1 (Convexity of surrogate loss). *The convex property of the surrogate loss plays a critical role in the SE-based inference. Specifically, SE systems, such as (5), can only be constructed if an estimator is a minimizer of a convex function; for details, see [FVRS22]. Therefore, the squared loss $(y - g(x^\top b))^2$ is often inapplicable.*

Remark 3.2 (Connection to exponential family). *If we model the distribution of $Y_i|X_i$ to follow an exponential dispersion family [Jør87] and $g(\cdot)$ is chosen as an inverse of the canonical link function, then the surrogate estimator (6) is equivalent to the MLE (3). This covers a logistic regression model and a Poisson regression model.*

3.2. SE System for GLMs. We develop an SE system associated with the surrogate estimator (6). Since this estimator is given by the minimization problem of the convex loss function, we can derive an SE system for the estimator, as described in Section 2.2.

We derive the SE system as follows. Recall that $G(\cdot)$ is the function satisfying $G' = g$, and $\gamma^2 = \text{Var}(X_i^\top \beta)$ is a signal strength (SS) parameter.

Proposition 3.2. *Consider the surrogate estimator in (6) minimizing the surrogate loss function. Then, its corresponding SE system is given by*

$$\begin{cases} \kappa^2 \sigma^2 &= \eta^2 \mathbb{E}_{(Q_1, Q_2, \bar{Y})} \left[(\bar{Y} - g(D))^2 \right], \\ 0 &= \mathbb{E}_{(Q_1, Q_2, \bar{Y})} \left[Z (\bar{Y} - g(D)) \right], \\ 1 - \kappa &= \mathbb{E}_{(Q_1, Q_2, \bar{Y})} \left[(1 + \eta g'(D))^{-1} \right], \end{cases} \quad (7)$$

with $D = \text{prox}_{\eta G}(\mu Z + \sqrt{\kappa} \sigma Q_2 + \eta \bar{Y})$ with $Z = \gamma Q_1$, $(Q_1, Q_2) \sim N_2(0, I_2)$, and $\bar{Y} = h(Z, \bar{\varepsilon})$ with h and $\bar{\varepsilon}$ being some function and random variable independent of (Q_1, Q_2) .

A striking difference between (5) and (7) is the presence of $\bar{Y} = h(Z, \bar{\varepsilon})$ with a function $h : \mathbb{R} \times \mathbb{R} \rightarrow \mathcal{Y}$ and a random variable $\bar{\varepsilon}$. h and $\bar{\varepsilon}$ are freely chosen under a certain constraint. We will set $h(s, t) = g(s) + t$ for our analysis in the coming section. See Section A.2 for other examples of h and $\bar{\varepsilon}$. Note that Z and \bar{Y} imitate the distribution of $X_i^\top \beta$ and Y_i , respectively.

In view of (7), the SE parameters (μ, σ^2, η) depend on three components: (i) the limit of p/n ratio κ , (ii) the SS parameter $\gamma^2 = \text{Var}(X_i^\top \beta)$, and (iii) the distribution of \bar{Y} . Practically we can set $\kappa = p/n$ and regard it as known. However, the estimation of γ^2 and the other parameters (if exist) of the distribution of \bar{Y} for each GLM are highly nontrivial. We propose a simple method to estimate them in the next section.

Remark 3.3 (Specification of \bar{Y}). *If the distribution of \bar{Y} is determined by a single parameter (e.g. Bernoulli, Poisson, exponential distributions), the model assumption $\mathbb{E}[Y|X] = g(X^\top \beta)$ implies that only γ^2 determines the inferential parameters (μ, σ^2, η) . Thus, in this case, the unknown parameter is only the SS parameter γ^2 . For a distribution with multiple parameters, estimating the distribution of \bar{Y} is difficult since additional unknown parameters exist. Even in such a case, we propose a way to estimate when \bar{Y} follows a normal distribution; see Section 4.1.2.*

4. ESTIMATION FOR PARAMETERS IN SE SYSTEM

In this section, we propose a novel estimator for the SS parameter γ^2 and other parameters of the distribution of \bar{Y} , in order to achieve the SE parameters (μ, σ^2) for the inference. Once we estimate γ^2 and the parameters of \bar{Y} , then we can solve the system (7) substituting the estimators to obtain the SE parameters.

Our approach consists of two steps: (i) We convert the GLM of the form (1) to an additive form and derive its average behavior at the high-dimensional limit, and (ii) we propose a novel approach to estimate γ^2 and moments of \bar{Y} based on simulations.

For the estimation, we introduce the following restriction on the inverse link function g .

Definition 1 (Symmetric/Asymmetric inverse link). *An inverse link function $g : \mathbb{R} \rightarrow \mathbb{R}$ is said to be symmetric, if there exists $c \in \mathbb{R}$ such that $g(x) - c = -(g(-x) - c)$ holds for any $x \in \mathbb{R}$. If g is not symmetric, then g is asymmetric.*

Intuitively, this constraint requires that a form of g is not point-symmetric around the point $(0, g(0))$, which is a generalization of a non-odd function. For example, $g(x) = \exp(x)$ and $g(x) = \log(x)$ are asymmetric functions, but $g(x) = x$ and $g(x) = 1/(1 + \exp(-x))$ are not. However, it is easy to transform a symmetric function to an asymmetric one by a simple operation such as clipping or location shift. We will describe its details in Section A.5.

4.1. Additive Form of GLM and its Limit. As preparation, we convert the GLM (1) to another representation. That is, we convert it to the following *additive model* with the observation (Y_i, X_i) as

$$Y_i = g(X_i^\top \beta) + \varepsilon_i, \quad (8)$$

where $\varepsilon_i = Y_i - \mathbb{E}[Y_i|X_i]$ is a noise variable. Obviously, $\mathbb{E}[\varepsilon_i|X_i] = 0$ holds. Note that $\varepsilon_i|X_i$ does not necessarily follow an identical distribution for $i = 1, \dots, n$. The model provides a more analyzable form by introducing the variable ε_i . This model corresponds the form $\bar{Y} = h(Z, \bar{\varepsilon})$ in the SE system (7) by setting $h(s, t) = g(s) + t$, in which case $\bar{\varepsilon}$ approximates ε_i .

A key for our approach is a characterization of the asymptotic behavior of the additive model (8). Specifically, the asymptotic average behavior in the high-dimensional limit of Y_i in the model (8) is given by the following proposition:

Proposition 4.1. *Under some regularity conditions, for $\varphi(t) = t$ and $\varphi(t) = t^2$ with $t \in \mathbb{R}$, we have the following as $n, p \rightarrow \infty$ and $p/n \rightarrow \kappa \in (0, \infty)$:*

$$\frac{1}{n} \sum_{i=1}^n \varphi(g(X_i^\top \beta) + \varepsilon_i) \xrightarrow{\text{a.s.}} \mathbb{E}[\varphi(g(Z) + \bar{\varepsilon})],$$

where $Z \sim N(0, \gamma^2)$ with the SS parameter γ^2 .

This result derives the first and second moments of Y_i in the high-dimensional limit by (8). Its proof depends on a powerful theorem associated with the approximate message passing, named a master theorem [BM11, Ran11, FVRS22]. The master theorem allows us to compute the limiting average of each component of the GLM, even though they are in the limit of diverging dimensions.

4.1.1. Estimator of SS Parameter γ^2 . We construct an estimation procedure of the SS parameter γ^2 . By the additive model of GLMs (8) and Proposition 4.1 with $\varphi(t) = t$, we have

$$\frac{1}{n} \sum_{i=1}^n Y_i = \frac{1}{n} \sum_{i=1}^n \{g(X_i^\top \beta) + \varepsilon_i\} \xrightarrow{\text{a.s.}} \mathbb{E}[g(Z) + \bar{\varepsilon}] = \mathbb{E}[g(Z)].$$

The last equality follows from the model assumption $\mathbb{E}[\varepsilon_i|X_i] = 0$. Since $g(\cdot)$ is known, we can simulate $\mathbb{E}[g(Z_\varsigma)]$ with $Z_\varsigma \sim N(0, \varsigma^2)$ for each $\varsigma > 0$. Thus, we define an estimator of γ with given observation $\{Y_i\}_{i=1}^n$ as a solution of the linear equation:

$$\hat{\gamma}^2 := \left\{ \varsigma^2 : \frac{1}{n} \sum_{i=1}^n Y_i = \widehat{\mathbb{E}}_\varsigma[g(Z_\varsigma)] \right\}, \quad (9)$$

where we denote $\widehat{\mathbb{E}}_\varsigma[\cdot]$ as a simulated mean by generated Gaussian from $N(0, \varsigma^2)$, i.e., we independently generate $Z_\varsigma^{(1)}, \dots, Z_\varsigma^{(m)} \sim N(0, \varsigma^2)$ with a large $m \in \mathbb{N}$ and calculate $\widehat{\mathbb{E}}_\varsigma[g(Z_\varsigma)] := m^{-1} \sum_{k=1}^m g(Z_\varsigma^{(k)})$.

In this estimation, $g(\cdot)$ should be an asymmetric function as in Definition 1. Otherwise, $\mathbb{E}[g(Z_\varsigma)]$ takes a constant value for all $\varsigma > 0$ due to the Gaussianity, violating the uniqueness of a solution to the minimization problem in (9).

4.1.2. Estimation of Additional Parameter in \bar{Y} . For some types of GLMs, the distribution of \bar{Y} in the SE system has an additional unknown parameter, which should also be estimated. This estimator is needed only when the distribution of $\bar{Y}|Z$ is not determined only by its mean $g(Z)$; e.g., when $\bar{Y}|Z \sim N(g(Z), \sigma_\varepsilon^2)$, the variance parameter $\sigma_\varepsilon^2 > 0$ is the additional unknown parameter. In contrast, for example, if we consider a binary choice model $\bar{Y}|Z \sim \text{Ber}(g(Z))$ with $Z \sim N(0, \gamma^2)$, including a logistic regression model, the distribution of \bar{Y} is fully determined by γ^2 . Hence the SE parameters in the system (7) become available once $\hat{\gamma}^2$ in (9) is achieved.

We consider the case where ε_i in (8) independently follow $N(0, \sigma_\varepsilon^2)$ with unknown $\sigma_\varepsilon > 0$. By the additive model representation (8) and Proposition 4.1 with $\varphi(t) = t^2$, we have

$$\frac{1}{n} \sum_{i=1}^n Y_i^2 = \frac{1}{n} \sum_{i=1}^n \{g(X_i^\top \beta) + \varepsilon_i\}^2 \xrightarrow{\text{a.s.}} \mathbb{E}[g(Z)^2] + \sigma_\varepsilon^2.$$

The last form follows from the independence between ε_i and X_i . Since $n^{-1} \sum_{i=1}^n Y_i^2$ is given and we can simulate $\mathbb{E}[g(Z)^2]$ by plugging-in the developed estimator $\hat{\gamma}^2$, we estimate σ_ε^2 by

$$\hat{\sigma}_\varepsilon^2 := \left(\frac{1}{n} \sum_{i \in I} Y_i^2 \right) - \widehat{\mathbb{E}}_{\hat{\gamma}} [g(Z_{\hat{\gamma}_{I^c}})^2], \quad (10)$$

where $I \subset \{1, \dots, n\}$ and $I^c = \{1, \dots, n\} \setminus I$, and $\hat{\gamma}_{I^c}$ denotes the estimator made only from data in I^c . The data split prevents bias caused by data reuse.

5. STATISTICAL INFERENCE FOR GLMS

Along with the ingredients obtained so far, we construct a confidence interval with a reasonable coverage property even in high dimensions. We also give theoretical guarantees for the estimators and confidence intervals.

5.1. Confidence Interval. We construct a confidence interval for β using the estimators in Section 4 and $\widehat{\beta}$ in (6). Let $(\widehat{\mu}, \widehat{\sigma}^2)$ be the solutions to the SE system (7) with γ^2 replaced by $\widehat{\gamma}^2$. We also introduce an estimator $\widehat{\tau}_j$ of the conditional variance τ_j^2 proposed by [ZSC22], whose detail is deferred to Section A.1. Then, our confidence interval with a confidence level $1 - \alpha \in (0, 1)$ is defined as

$$\mathcal{CI}_{\alpha,j} := \left[\frac{\widehat{\beta}_j}{\widehat{\mu}} + z_{\alpha/2} \frac{\widehat{\sigma}}{\sqrt{n\widehat{\mu}\widehat{\tau}_j}}, \frac{\widehat{\beta}_j}{\widehat{\mu}} - z_{\alpha/2} \frac{\widehat{\sigma}}{\sqrt{n\widehat{\mu}\widehat{\tau}_j}} \right], \quad j = 1, \dots, p. \quad (11)$$

5.2. Theoretical Validation. This section describes the theoretical results of the proposed methods. We give the following assumptions.

Assumption 1. *We consider the following conditions:*

- (A1) *For some $r \in [2, \infty)$, $\nu_p(\beta)$ and $\nu_n(\varepsilon)$ converges in r -Wasserstein distance to the distributions of $\bar{\beta}$ and $\bar{\varepsilon}$ with finite r -th moment, respectively.*
- (A2) *An inverse link function $g : \mathbb{R} \rightarrow \mathbb{R}$ is monotonically increasing, asymmetric (as Definition 1), pseudo-Lipschitz continuous of order r^1 , and L -smooth².*
- (A3) *If we write a GLM as $Y_i = h(X_i^\top \beta, \varepsilon_i)$, $i = 1, \dots, n$ with a given function h and unobserved error ε_i , then $h(\cdot, \cdot)$ is Lipschitz continuous with respect to the first argument.*

(A1) is a technical assumption to employ the generalized approximate message passing framework [Ran11, JM13, FVRS22]. The pseudo-Lipschitz continuity in (A2) roughly means its weak derivatives are polynomially bounded. Although (A2) may be restrictive except for the increasing property, we can transform some GLMs to satisfy this using approximation techniques, see Section A.5. (A3) is a technical requirement for the Lipschitz continuity of the SE parameters with respect to γ^2 .

5.2.1. Consistency of Proposed Estimator for SE Parameters. We show a strong consistency property of the estimators $\widehat{\gamma}^2$ and $\widehat{\sigma}_\varepsilon^2$, as one of our main theoretical contributions.

Theorem 5.1. *Suppose that the conditions (A1)-(A2) in Assumption 1 hold, and $\mathbb{E}[g(Z_\varsigma)] < \infty$ is a strictly monotone function of $\varsigma > 0$. Then, $\widehat{\gamma}^2$ defined in (9) satisfies the following as $n, p \rightarrow \infty$ and $p/n \rightarrow \kappa \in (0, \infty)$:*

$$\widehat{\gamma}^2 \xrightarrow{\text{a.s.}} \gamma^2.$$

For the uniqueness of the estimator, we give a sufficient condition for the monotonicity of $\mathbb{E}[g(Z_\tau)]$ in Proposition A.1.

Proposition 5.1. *Suppose that the random variable ε_i in the model (8) is independently generated as $\varepsilon_i \sim N(0, \sigma_\varepsilon^2)$ for $i = 1, \dots, n$. Then, under the conditions (A1)-(A2) in Assumption 1, $\widehat{\sigma}_\varepsilon^2$ defined in (10) satisfies the following as $n, p \rightarrow \infty$ and $p/n \rightarrow \kappa \in (0, \infty)$:*

$$\widehat{\sigma}_\varepsilon^2 \xrightarrow{\text{a.s.}} \sigma_\varepsilon^2.$$

¹A function $g : \mathbb{R} \rightarrow \mathbb{R}$ is said to be pseudo-Lipschitz continuous of order r if there exists a constant $\widetilde{L} > 0$ such that for any $t_0, t_1 \in \mathbb{R}$, $|g(t_0) - g(t_1)| \leq \widetilde{L}(1 + |t_0|^{r-1} + |t_1|^{r-1})|t_0 - t_1|$.

²We call $g : \mathbb{R} \rightarrow \mathbb{R}$ L -smooth when, for any $t_0, t_1 \in \mathbb{R}$, $|g'(t_0) - g'(t_1)| \leq L|t_0 - t_1|$.

5.2.2. *Asymptotic Validity of Proposed Statistical Inference.* As a next theoretical contribution, we provide asymptotic validity of our adjusted test statistics.

Theorem 5.2. *Suppose all the conditions in Assumption 1 hold, and $\widehat{\tau}_j$ be a consistent estimator of the conditional variance τ_j^2 . Also, suppose that $\widehat{\beta}$ in (6) takes a finite value, and the true j -th coefficient β_j satisfies $\sqrt{n}\tau_j\beta_j = O(1)$ for any $j = 1, \dots, p$. Then, for any confidence level $(1 - \alpha) \in (0, 1)$, we have the following for every $j = 1, \dots, p$ as $n, p \rightarrow \infty$ with $p/n \rightarrow \kappa \in (0, \infty)$:*

$$\mathbb{P}(\beta_j \in \mathcal{CI}_{\alpha,j}) \rightarrow 1 - \alpha.$$

This follows from the subsequent assertion.

Proposition 5.2. *With the setting of Theorem 5.2, the following holds for any $j = 1, \dots, p$ as $n, p \rightarrow \infty$ with $p/n \rightarrow \kappa \in (0, \infty)$:*

$$\frac{\sqrt{n}(\widehat{\beta}_j - \widehat{\mu}\beta_j)}{\widehat{\sigma}/\widehat{\tau}_j} \xrightarrow{d} N(0, 1),$$

Remark 5.1. *One may think the assumption of the existence of the estimator is stringent. Practically, if an estimate seems to diverge, then we have only to consider a regularized estimator which guarantees a norm of the estimate to be bounded by a constant. An extension to the regularized case is given in Section A.6.*

6. EXPERIMENT

6.1. **Empirical Performance of $\widehat{\gamma}$ and $\widehat{\sigma}_\varepsilon^2$.** We evaluate the performance of $\widehat{\gamma}$ in (9) using simulated data. We fix $n = 4000$ and vary $\kappa = p/n$ over $\kappa \in \{0.1, 0.2, 0.3, 0.4, 0.5\}$. We also fix the SS parameter as $\gamma^2 = 1$ and generate n realizations of feature vector $X \in \mathbb{R}^p$ from the p -variate normal distribution $N_p(0, \Sigma)$ with $\Sigma_{ij} = 0.5^{|i-j|}$. The true regression coefficients β_j for $j = 1, \dots, p$ are independently drawn from a normal distribution with the variance determined by γ^2 . We calculate $g(X^\top\beta)$ conditional on X and β , and finally draw the response Y from a given distribution. We consider two cases in this section: (i) the Poisson regression case $g(t) = e^t$, $Y | X \sim \text{Pois}(g(X^\top\beta))$, and (ii) the piecewise regression case $g(t) = \min(5t, 0.1t)$, $Y | X \sim N(g(X^\top\beta), 0.04)$. The results in Figure 1 demonstrates that our estimator $\widehat{\gamma}$ is consistent for any κ .

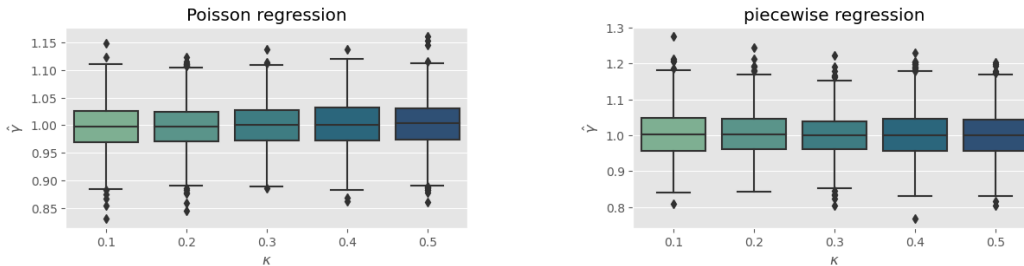


FIGURE 1. Numerical performance of $\widehat{\gamma}$ in (9) to estimate $\gamma = 1$ over 1000 simulations.

With the same data-generating process of X and β as the previous section, we study the performance of $\hat{\sigma}_\varepsilon^2$ (10). Here, we consider two situations: (i) the piecewise regression case $g(t) = \min(5t, 0.1t)$, $Y | X \sim N(g(X^\top\beta), 0.04)$, and (ii) the squared regression case $g(t) = t^2$, $Y | X \sim N(g(X^\top\beta), 0.04)$. The result in Figure 2 shows its numerical consistency.

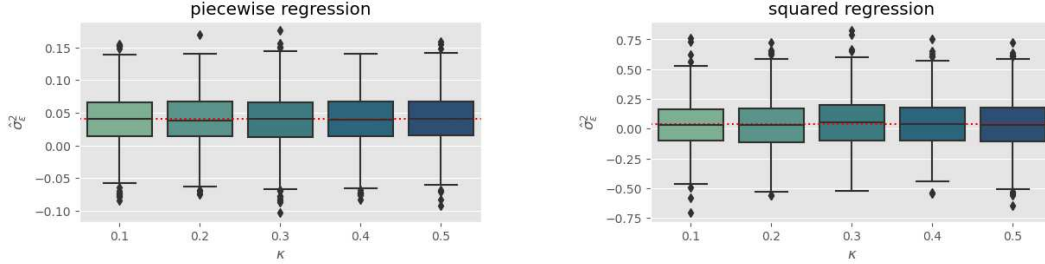


FIGURE 2. Numerical performance of $\hat{\sigma}_\varepsilon^2$ over 1000 simulations. The red dotted line represents the true value $\sigma_\varepsilon^2 = 0.04$.

6.2. Coverage Proportion of Proposed Confidence Interval. We compare the empirical coverage proportion of the proposed confidence interval (11) to the classical confidence interval with $n = 1000$ and $\kappa \in \{0.1, 0.2, 0.3, 0.4, 0.5\}$. The proposed CI is calculated by solving the system of nonlinear equations with the estimated signal strength. The classical CI for $\beta_j, j = 1, \dots, p$ is constructed as $[\hat{\beta}_j - z_{\alpha/2}(\hat{I}_{jj}^{-1}(\hat{\beta})/n)^{1/2}, \hat{\beta}_j + z_{\alpha/2}(\hat{I}_{jj}^{-1}(\hat{\beta})/n)^{1/2}]$ where $\hat{I}(\hat{\beta}) = n^{-1} \sum_{i=1}^n g'(X_i^\top \hat{\beta}) X_i X_i^\top$ is an empirical Fisher information matrix evaluated at $\hat{\beta}$. We analyze the Poisson regression model as in the previous sections. The result in Figure 3 demonstrates that our proposed interval achieves the theoretical coverage in all the cases, while the conventional method decreases coverage as κ increases.

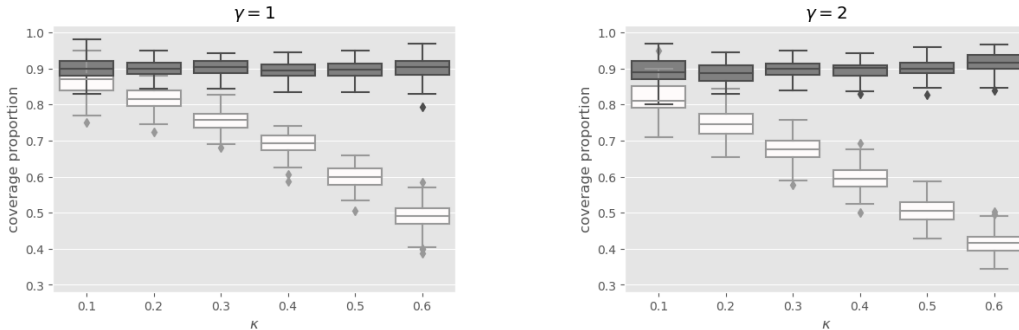


FIGURE 3. Coverage proportion of true coefficient with 90% classical (white) and proposed (gray) CIs over 100 simulations with $n = 1000$.

6.3. Real Data Application. We consider an application to the Cleveland Clinic Heart Disease dataset [DJS⁺89] from the UCI Machine Learning Repository [DG17]. This has 303 observations of 14 variables. The target is the presence of heart disease in the patient, which is integer-valued from 0 (no presence) to 4. We split this data set in half for training and half for testing, and then construct CIs for the results estimated by Poisson regression. Figure 4 shows that the proposed CI covers a higher proportion of the observed response, and is able to evaluate uncertainty of data more accurately.

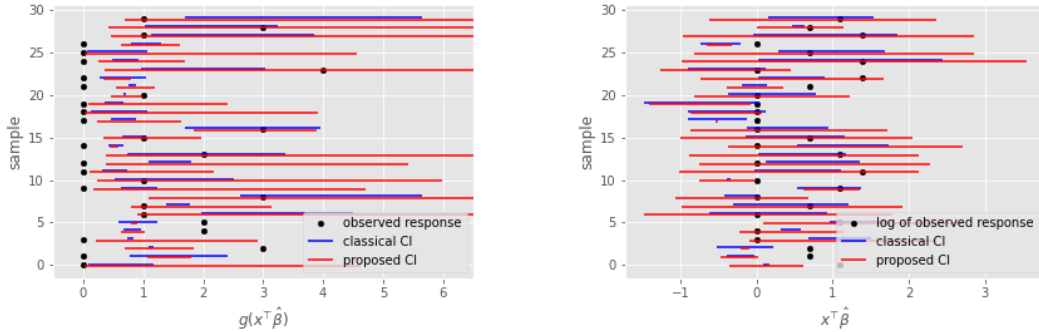


FIGURE 4. Observed response and 90% classical (blue) and proposed (red) CIs for 30 test examples on (a) absolute scale and (b) logarithmic scale. We preclude the responses that take zero in (b).

7. CONCLUSION

We develop the statistical inference method for GLMs with asymmetric inverse link functions in high dimensions. Our approach extends the SE-based inference method designed for logistic regression to GLMs. Precisely, we develop the surrogate estimator for GLMs, its associated SE system, and a method for estimating the necessary parameters in the system. Our methodology works well in terms of theory and experiments. One limitation of our method is that it requires Gaussianity of the covariate; however, this limitation can be relaxed by applying studies on the universality of methodologies in terms of data, e.g., [MS22].

APPENDIX A. SUPPORTIVE INFORMATION

A.1. Construction of $\hat{\tau}_j^2$. To construct the corrected confidence interval (11) with correlated features, we have to estimate the conditional variance parameter, $\tau_j^2 = \text{Var}(X_{ij}|X_{i \setminus j})$, for each $j = 1, \dots, p$. In this article, we follow the way of estimation by [ZSC22]. They consider the residual sum of squares RSS_j obtained by regression of $X_j = (X_{1j}, \dots, X_{nj})^\top \in \mathbb{R}^n$ onto $X_{\setminus j} = (X_1, \dots, X_{j-1}, X_{j+1}, \dots, X_p) \in \mathbb{R}^{n \times (p-1)}$. Owing to the Gaussianity setting on X_i , the term satisfies

$$\text{RSS}_j = X_j^\top P_{X_{\setminus j}}^\perp X_j \sim \tau_j^2 \chi_{n-p+1}^2,$$

where $P_{X_{\setminus j}}^\perp$ is the orthogonal projection matrix onto the orthogonal complement of column space spanned by $X_{\setminus j}$. Then, we immediately obtain an unbiased estimator of τ_j^2 :

$$\hat{\tau}_j^2 = \frac{1}{n-p+1} \text{RSS}_j.$$

A.2. Specification of $h(Z, \bar{\varepsilon})$. In this section, we see several examples of $h(Z, \bar{\varepsilon})$ introduced in (7). Although we set $h(s, t) = g(s) + t$ in our analysis, we give the other specifications of h and $\bar{\varepsilon}$ to complete the description.

- *Bernoulli case (binary choice model)*. When we use a model $\bar{Y}|Z \sim \text{Ber}(g(Z))$ with some $g : \mathbb{R} \rightarrow [0, 1]$, the inverse transformation method yields

$$\bar{Y} = 1\{g(Z) \leq \bar{\varepsilon}\}, \quad \bar{\varepsilon} \sim \text{Unif}[0, 1].$$

- *Exponential case*. If $\bar{Y}|Z \sim \text{Exp}(g(Z))$ with some $g : \mathbb{R} \rightarrow (0, \infty)$, the inverse transformation method yields

$$\bar{Y} = -\frac{1}{g(Z)} \log(\bar{\varepsilon}), \quad \bar{\varepsilon} \sim \text{Unif}[0, 1].$$

- *Poisson case*. If $\bar{Y}|Z \sim \text{Pois}(g(Z))$ with some $g : \mathbb{R} \rightarrow (0, \infty)$, we have

$$\bar{Y} = \sqrt{g(Z)\bar{\varepsilon}}, \quad \bar{\varepsilon} \sim \text{Pois}(1).$$

- *Gaussian case*. If $\bar{Y}|Z \sim N(g(Z), \sigma_{\bar{\varepsilon}}^2)$ with some $g : \mathbb{R} \rightarrow \mathbb{R}$, we have

$$\bar{Y} = g(Z) + \bar{\varepsilon}, \quad \bar{\varepsilon} \sim N(0, \sigma_{\bar{\varepsilon}}^2).$$

As evident from the aforementioned examples, in the case of modeling using a one-parameter distribution, the distribution of $\bar{\varepsilon}$ can be fully determined.

A.3. Uniqueness of $\hat{\gamma}^2$. We state a sufficient condition to ensure the uniqueness of $\hat{\gamma}^2$, i.e., the monotonicity of $\mathbb{E}[g(Z_{\varsigma})]$ with respect to $\varsigma > 0$.

Proposition A.1. *For a function $g : \mathbb{R} \rightarrow \mathbb{R}$, let $g_0, g_1 : \mathbb{R} \rightarrow \mathbb{R}$ be an even part and an odd part of the following even-odd decomposition of g :*

$$g(x) = \frac{g(x) + g(-x)}{2} + \frac{g(x) - g(-x)}{2} =: g_0(x) + g_1(x).$$

Let $\mathbb{E}[g(Z_{\varsigma})] < \infty$ for $\varsigma > 0$. Assume that g_0 is strictly monotone on \mathbb{R}_+ . Then, $\mathbb{E}[g(Z_{\varsigma})]$ is a strictly monotone function of $\varsigma > 0$.

Proof of Proposition A.1. Note that a density function of Gaussian distribution with mean zero is an even function. Since a product of even functions is even and a product of an even function and an odd function is odd, we have

$$\mathbb{E}[g(Z_{\varsigma})] = \frac{1}{\varsigma} \int_{-\infty}^{\infty} g(x) \phi\left(\frac{x}{\varsigma}\right) dx = \int_{-\infty}^{\infty} g(\varsigma y) \phi(y) dy = 2 \int_0^{\infty} g_0(\varsigma y) \phi(y) dy,$$

where the second identity is from a change of variables $y = x/\varsigma$. Thus, For any $\varsigma_1 > \varsigma_0 > 0$, we can say that

$$\mathbb{E}[g(Z_{\varsigma_1})] - \mathbb{E}[g(Z_{\varsigma_0})] = 2 \int_0^{\infty} \{g_0(\varsigma_1 y) - g_0(\varsigma_0 y)\} \phi(y) dy.$$

is strictly positive or negative by $\phi(\cdot) > 0$. Therefore, if the even part g_0 of g is monotone on \mathbb{R}_+ , then $\mathbb{E}[g(Z_{\varsigma})]$ is monotone in $\varsigma > 0$. \square

Proposition A.1 incorporates a wide range of link functions, including exponential, piecewise linear, and squared inverse link functions. However, it excludes certain link functions such as odd inverse link functions and odd-plus-constant inverse link functions, for instance, the linear function and the logistic sigmoid function. This limitation is not overly restrictive,

as we can consider slightly skewed inverse link functions in practical applications. See more details for numerical examples.

Consider a logarithmic inverse link function as an example of g on \mathbb{R}_+ . In this case,

$$\mathbb{E}[\log(Z_\varsigma)] = \frac{1}{2} \left\{ \log\left(\frac{\varsigma^2}{2}\right) + i\pi - c_{\text{EM}} \right\},$$

where $i = \sqrt{-1}$ and c_{EM} is the Euler-Mascheroni constant. Thus it is a monotone function of ς .

A.4. Master Theorem of Generalized Approximate Message Passing. The subsequent lemma is a trivial consequence of Theorem 4.2 in [FVRS22] and Theorem 3.3 in [ZSC22].

Lemma A.1. *Assume that $\{(X_i, Y_i)\}_{i=1}^n$ is an i.i.d. sample, and $X_i \sim N_p(0, \Sigma)$ independent of β and ε . Define $\tau_j^2 = \text{Var}(X_{ij}|X_{i\setminus j})$. For $r \in [2, \infty)$, suppose that $\nu_p(\{\sqrt{n}\tau_j\beta_j\}_{j=1}^p)$ and $\nu_n(\varepsilon)$ converges in the r -Wasserstein sense to the distributions of $\bar{\beta}$ and $\bar{\varepsilon}$ with finite r -th order moment, respectively. Let $Z \sim N(0, \gamma^2)$ be independent of $\bar{\varepsilon}$, and $G, \tilde{G} \sim N(0, 1)$ be independent of $\bar{\beta}$ and Z . Then, for finite $\hat{\beta}$ defined in (6) and any pseudo-Lipschitz function $\psi : \mathbb{R}^2 \rightarrow \mathbb{R}$ and $\tilde{\psi} : \mathbb{R}^3 \rightarrow \mathbb{R}$ of order r ,³ we have*

$$\begin{aligned} \frac{1}{p} \sum_{j=1}^p \psi\left(\sqrt{n}\tau_j\hat{\beta}_j, \sqrt{n}\tau_j\beta_j\right) &\xrightarrow{\text{a.s.}} \mathbb{E}\left[\psi\left(\mu\bar{\beta} + \sigma G, \bar{\beta}\right)\right], \\ \frac{1}{n} \sum_{i=1}^n \tilde{\psi}\left(\hat{\theta}_i, \theta_i, \varepsilon_i\right) &\xrightarrow{\text{a.s.}} \mathbb{E}\left[\tilde{\psi}\left(\mu_Z Z + \sigma_Z \tilde{G}, Z, \bar{\varepsilon}\right)\right], \end{aligned}$$

as $n, p \rightarrow \infty$ with $p/n \rightarrow \kappa \in (0, \infty)$, where $\hat{\theta}_i = X_i^\top \hat{\beta}$ and $\theta_i = X_i^\top \beta$.

The convergence of pseudo-Lipschitz functions of order 1 is equivalent to the convergence of the 1-Wasserstein distance between the empirical distributions of each coordinate, as established through Kantorovich-Rubinstein duality [KR58].

Lemma A.1 provides a statement on the convergence of the distance between 1-dimensional distributions, which is computed by averaging over the coordinates of $\hat{\beta}, \beta \in \mathbb{R}^p$. However, for statistical inference purposes, it is necessary to investigate the limiting behavior of the marginal distributions of each coordinate. Consequently, extracting useful information for statistical inference is not a straightforward task.

Proof of Lemma A.1. This lemma is roughly implied by the general proof strategy discussed in Section 4.4 in [FVRS22]. Since our surrogate loss function has the same form as the logistic loss function and the existence of the estimator is assumed, the validity of the extension to arbitrary covariance and the change of scaling follows from Theorem 3.3 in [ZSC22]. \square

³A function $\psi : \mathbb{R}^m \rightarrow \mathbb{R}$ is said to be pseudo-Lipschitz of order r if there exists a constant $L > 0$ such that for any $t_0, t_1 \in \mathbb{R}^m$, $\|\psi(t_0) - \psi(t_1)\|_2 \leq L(1 + \|t_0\|_2^{k-1} + \|t_1\|_2^{k-1})\|t_0 - t_1\|$.

A.5. Approximation of Inverse Link Functions. In this section, we explore a way to approximate an inverse link function that does not satisfy Assumption 1 with an inverse link function that falls within a manageable range.

Firstly, when dealing with a function g that lacks Lipschitzness or smoothness, we consider the approach of clipping either its value or derivative by a suitably large threshold. This enables us to handle functions that are otherwise difficult to work with. As an example, we approximate the exponential inverse link function $g(t) = e^t$ using the following formulation:

$$\tilde{g}(t) = e^t 1\{t \leq \log(50)\} + 50(t + 1 - \log(50)) 1\{t > \log(50)\}.$$

Here, \tilde{g} satisfies L' -Lipschitz continuity and L' -smoothness with $L' = 50$. In our numerical experiments conducted in Section 6 on Poisson regression, we constructed an estimate for the data generated from the inverse link function $g(t) = e^t$, assuming that \tilde{g} above serves as an approximation of the inverse link function. This construction yielded satisfactory results.

Next, we consider the case where g does not satisfy the symmetry assumption, which is essential for the existence and uniqueness of our estimation for the SS parameter γ^2 . We consider a non-odd approximation of an odd inverse link. Note that our approximation here directly applies to the data-generating process. For example, if g is not exactly linear but follows the form $g(t) = \min(1.1t, 0.9t)$, we can consistently estimate the SS parameter for this model. The same holds true when g is not precisely sigmoid but instead follows $g(t) = 1/(1 + \exp(-t + 0.01))$. In Section B, we demonstrate the successful estimation of γ^2 in these cases.

A.6. Regularized Estimator. In this section, we consider the following regularized estimator:

$$\hat{\beta}_\lambda \in \arg \min_{b \in \mathbb{R}^p} \left\{ \sum_{i=1}^n \ell(b, X_i, Y_i) + \lambda \sum_{j=1}^p J(b_j) \right\},$$

where $J : \mathbb{R} \rightarrow \mathbb{R}$ is some regularization function and $\lambda > 0$ is a tuning parameter. It is important to consider the regularized estimator $\hat{\beta}_\lambda$, because in some cases such as logistic regression, the unregularized estimator $\hat{\beta}$ does not exist (see, for example, [CS20]). The regularization imposes constraints on the estimator within specific regions around the origin. Consequently, the issue of non-existence can be mitigated by employing a suitable regularized estimator. Note that even when we employ the regularized estimator $\hat{\beta}_\lambda$, the method of estimating γ^2 and σ_ε^2 is not affected by the method of estimating β .

In this section, we display the system of nonlinear equations which characterizes the state evolution parameters in L_2 penalized cases. If we set $J(t) = t^2$, we have

$$\begin{cases} \kappa^2 \sigma^2 & = \eta^2 \mathbb{E}_{(Q_1, Q_2, \bar{Y})} \left[(\bar{Y} - g(L))^2 \right], \\ 2\gamma^2 \lambda \mu & = \mathbb{E}_{(Q_1, Q_2, \bar{Y})} \left[Z (\bar{Y} - g(L)) \right], \\ 1 - \kappa + 2\lambda \eta & = \mathbb{E}_{(Q_1, Q_2, \bar{Y})} \left[(1 + \eta g'(L))^{-1} \right], \end{cases}$$

where $L = \text{prox}_{\eta G}(\mu Z + \sqrt{\kappa} \sigma Q_2 + \eta \bar{Y})$, $Z = \gamma Q_1$, $(Q_1, Q_2) \sim N_2(0, I_2)$ and $\bar{Y} = h(Z, \bar{\varepsilon})$.

APPENDIX B. ADDITIONAL NUMERICAL EXPERIMENTS

We first evaluate the coverage proportion of the proposed CI for a piecewise regression model $Y|X \sim N(g(X^\top \beta), \sigma_\varepsilon^2)$ with $g(t) = \min(0.1t, 5t)$ under the same generation process of X and β as in Section 6.

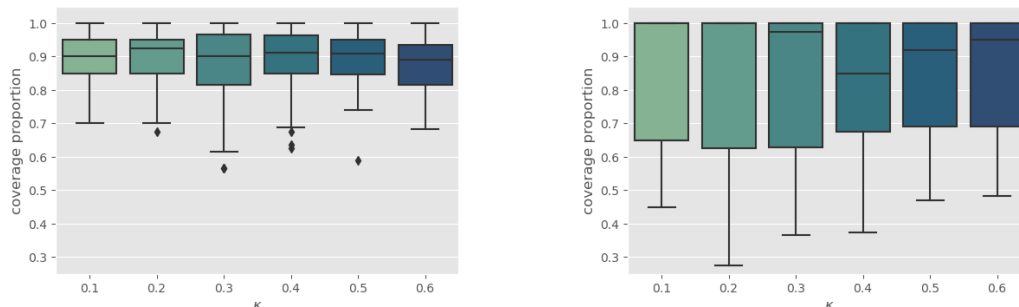


FIGURE 5. Coverage proportion of true coefficient with proposed CIs over 100 simulations with $n = 1000$. We evaluate the cases when (a) the error variance is known (b) and unknown.

We next investigate the signal strength estimate for approximated models discussed in Section A.5. We test two models:

- (a) $Y|X \sim N(g(X^\top \beta), \sigma_\varepsilon^2)$ with $g(t) = \min(1.1t, 0.9t)$,
- (b) $Y|X \sim \text{Bern}(g(X^\top \beta))$ with $g(t) = 1/(1 + \exp(-t + 0.5))$.

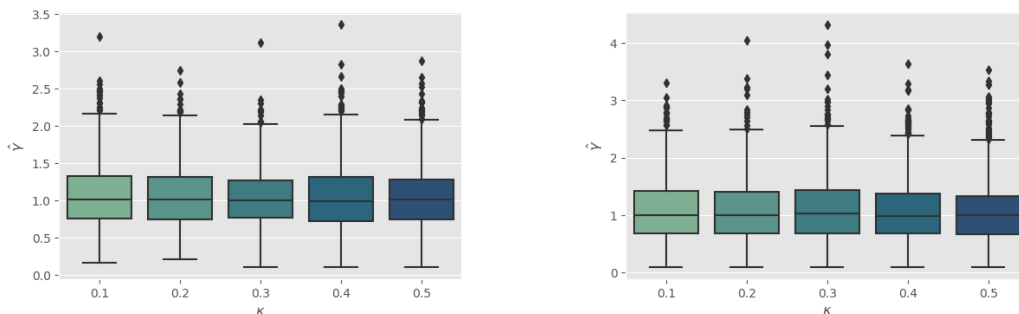


FIGURE 6. Numerical performance of $\hat{\gamma}$ in (9) to estimate $\gamma = 1$ for (a) an approximated linear model and (b) an approximated logistic regression models over 1000 simulations.

We also illustrate how state evolution parameters vary over $\kappa \in [0, 1]$. Simulated models are

- (a) $Y|X \sim \text{Pois}(g(X^\top \beta))$ with $g(t) = e^t$.
- (b) $Y|X \sim N(g(X^\top \beta), \sigma_\varepsilon^2)$ with $g(t) = \min(0.1t, 5t)$.

APPENDIX C. PROOFS OF MAIN RESULTS

Proof of Proposition 3.2. Since the surrogate loss equivalent form of the negative log-likelihood function for logistic regression, it can be derived according to the discussion of [FVRS22] in Section 4.7. Note that the construction of h and the inverse link function g are generalized in our case.

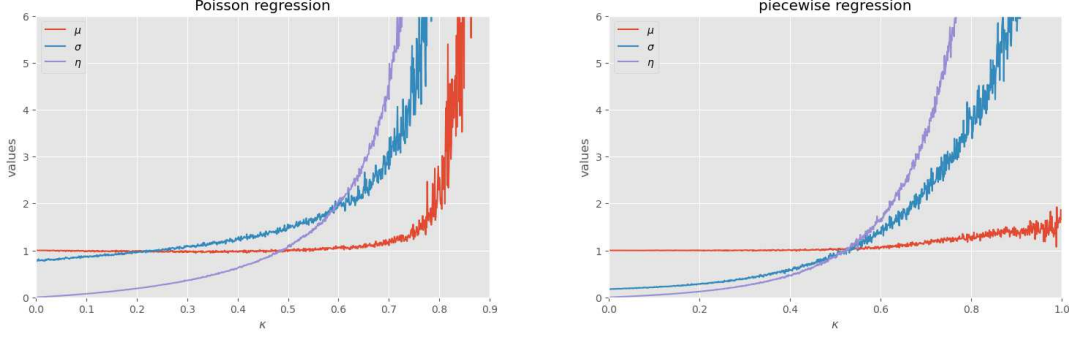


FIGURE 7. Computed state evolution parameters over $\kappa = 0.001, 0.002, \dots$ with $\gamma^2 = 1$.

□

Proof of Theorem 5.1. We assume that the simulated mean satisfies $\widehat{\mathbb{E}}[\cdot] = \mathbb{E}[\cdot]$. Applying Lemma A.1 with $\tilde{\psi}(t, u, v) = g(u) + v$ yields

$$\frac{1}{n} \sum_{i=1}^n Y_i = \frac{1}{n} \sum_{i=1}^n \{g(X_i^\top \beta) + \varepsilon_i\} \xrightarrow{\text{a.s.}} \mathbb{E}[g(Z)], \quad Z \sim N(0, \gamma^2), \quad (12)$$

as $n, p \rightarrow \infty$ with $p/n \rightarrow \kappa \in (0, \infty)$. Here, we use the fact that $\mathbb{E}[\varepsilon_i] = \mathbb{E}[\mathbb{E}[\varepsilon_i | X_i]] = 0$. Let $\Psi_n(\varsigma^2) = n^{-1} \sum_{i=1}^n \{Y_i - \mathbb{E}[g(Z_\varsigma)]\}$ and $\Psi(\varsigma^2) = \mathbb{E}[\Psi_n(\varsigma^2)]$. Then, (12) yields

$$\sup_{\varsigma^2 > 0} |\Psi_n(\varsigma^2) - \Psi(\varsigma^2)| = \left| \frac{1}{n} \sum_{i=1}^n Y_i - \mathbb{E}[Y_1] \right| \xrightarrow{\text{a.s.}} 0, \quad (13)$$

by the fact that $\mathbb{E}[Y_1] = \mathbb{E}[g(X_1^\top \beta)] = \mathbb{E}[g(Z)]$. Since $\mathbb{E}[g(Z_\varsigma)]$ is a strictly monotone function of $\varsigma > 0$ by an assumption, for every $\epsilon > 0$, we have

$$\inf_{\varsigma^2: |\varsigma^2 - \gamma^2| > \epsilon} |\Psi(\varsigma^2)| > 0 = \Psi(\gamma^2). \quad (14)$$

Finally, (13) and (14) together implies $\hat{\gamma}^2 \xrightarrow{\text{a.s.}} \gamma^2$ by Theorem 5.9 in [vdV00]. □

Proof of Proposition 5.1. We assume that the simulated mean satisfies $\widehat{\mathbb{E}}[\cdot] = \mathbb{E}[\cdot]$. Since $r \geq 2$ by (A2), applying Lemma A.1 to $\tilde{\psi}(t, u, v) = (g(u) + v)^2$ implies

$$\frac{1}{n} \sum_{i=1}^n Y_i^2 = \frac{1}{n} \sum_{i=1}^n \{g(X_i^\top \beta) + \varepsilon_i\}^2 \xrightarrow{\text{a.s.}} \mathbb{E}[g(Z)^2] + \sigma_\varepsilon^2,$$

as $n, p \rightarrow \infty$ with $p/n \rightarrow \kappa \in (0, \infty)$. Here we use the independence between Z and $\bar{\varepsilon}$. By Theorem 5.1 and the continuous mapping theorem, $g(Z_{\hat{\gamma}}) \xrightarrow{\text{a.s.}} g(Z)$ by the fact that $Z = \gamma Z_1$. Thus, $\mathbb{E}[g(Z_{\hat{\gamma}})] \rightarrow \mathbb{E}[g(Z)]$ by Theorem 2 (b) in [Fer96]. At last, we obtain

$$\hat{\sigma}_\varepsilon^2 = \left(\frac{1}{n} \sum_{i=1}^n Y_i^2 \right) - \mathbb{E}[g(Z_{\hat{\gamma}})^2] \xrightarrow{\text{a.s.}} \mathbb{E}[g(Z)^2] + \sigma_\varepsilon^2 - \mathbb{E}[g(Z)^2] = \sigma_\varepsilon^2.$$

□

Proof of Theorem 5.2 By Proposition 5.2, $\mathcal{CI}_{\alpha,j}$ is clearly asymptotically level $(1 - \alpha)$ confidence interval since

$$\begin{aligned} & \Pr \left(\frac{\widehat{\beta}_j}{\widehat{\mu}} + z_{\alpha/2} \frac{\widehat{\sigma}}{\sqrt{n\widehat{\mu}\widehat{\tau}_j}} \leq \beta_j \leq \frac{\widehat{\beta}_j}{\widehat{\mu}} - z_{\alpha/2} \frac{\widehat{\sigma}}{\sqrt{n\widehat{\mu}\widehat{\tau}_j}} \right) \\ &= \Pr \left(z_{\alpha/2} \leq \frac{\sqrt{n}(\widehat{\beta}_j - \widehat{\mu}\beta_j)}{\widehat{\sigma}/\widehat{\tau}_j} \leq z_{(1-\alpha/2)} \right) \\ &\rightarrow (1 - \alpha). \end{aligned}$$

□

Proof of Proposition 5.2. In this proof, we denote L_f as the Lipschitz constant of a function f . First, note that, as discussed in Section 4.4 in [FVRS22], the solutions to the system of nonlinear equations (7) can be rewritten as fixed points of the following recursions:

$$\begin{aligned} \eta_{k+1}(\gamma) &= \kappa \eta_k(\gamma) \left(1 - \mathbb{E}_{(Q_1, Q_2, U)} \left[\frac{1}{1 + \eta_k(\gamma) g'(d_k(\gamma))} \right] \right)^{-1} \\ \mu_{k+1}(\gamma) &= \frac{\eta_{k+1}(\gamma)}{\gamma^2} \mathbb{E}_{(Q_1, Q_2, U)} [\gamma Q_1 \{h(\gamma Q_1, U) - g(d_k(\gamma))\}] \\ \sigma_{k+1}^2(\gamma) &= \frac{\eta_{k+1}^2(\gamma)}{\kappa^2} \mathbb{E}_{(Q_1, Q_2, U)} [\{h(\gamma Q_1, U) - g(d_k(\gamma))\}^2], \end{aligned}$$

where

$$\begin{aligned} d_k(\gamma) &= \text{prox}_{\eta_k(\gamma)G}(\mu_k(\gamma)\gamma Q_1 + \sqrt{\kappa}\sigma_k(\gamma)Q_2 + \eta_k(\gamma)h(\gamma Q_1, U)), \\ (Q_1, Q_2) &\sim N_2(0, I_2), \quad U \perp\!\!\!\perp (Q_1, Q_2), \end{aligned}$$

and $h(\gamma Q_1, U)$ is designed to have the same distribution as Y .

Step 1. In this step, we inductively show that in each step $k \in \mathbb{N}$, $(\eta_k(\widehat{\gamma}), \mu_k(\widehat{\gamma}), \sigma_k(\widehat{\gamma}))$ of the recursion converges to $(\eta_k(\gamma), \mu_k(\gamma), \sigma_k(\gamma))$ using the fact that $\widehat{\gamma}^2 \xrightarrow{\text{a.s.}} \gamma^2$ by Theorem 5.1. Let $(\eta_0, \mu_0, \sigma_0)$ be a given triplet of the initializers, and assume $\eta_0 > 0$ and $\max\{|\eta_{k-1}(\widehat{\gamma}) - \eta_{k-1}(\gamma)|, |\mu_{k-1}(\widehat{\gamma}) - \mu_{k-1}(\gamma)|, |\sigma_{k-1}(\widehat{\gamma}) - \sigma_{k-1}(\gamma)|\} = o_p(1)$.

• **Bound for d_0 .** We have

$$\begin{aligned} & |d_0(\widehat{\gamma}) - d_0(\gamma)| \\ &= |\text{prox}_{\eta_0 G}(\mu_0 \widehat{\gamma} Q_1 + \sqrt{\kappa} \sigma_0 Q_2 + \eta_0 h(\widehat{\gamma} Q_1, U)) - \text{prox}_{\eta_0 G}(\mu_0 \gamma Q_1 + \sqrt{\kappa} \sigma_0 Q_2 + \eta_0 h(\gamma Q_1, U))| \\ &\leq |\mu_0(\widehat{\gamma} - \gamma) Q_1 + \eta_0 h(\widehat{\gamma} Q_1, U) - \eta_0 h(\gamma Q_1, U)| \\ &\leq ((\mu_0 + L_h \eta_0) Q_1) |\widehat{\gamma} - \gamma| := L_{d_0} |\widehat{\gamma} - \gamma|, \end{aligned}$$

where the first inequality follows from the Lipschitz continuous of the proximal operator by Lemma D.1 (i), and the last inequality is from the Lipschitz condition on h and the triangle inequality. Thus, $|d_0(\widehat{\gamma}) - d_0(\gamma)| = o_p(1)$

• **Bound for η_1 .** We use the fact that $|\frac{1}{1-a} - \frac{1}{1-b}| \leq \frac{1}{(1-a)(1-b)} |a-b|$ for $0 < a, b < 1$, and $|\frac{1}{1+a} - \frac{1}{1+b}| \leq |a-b|$ for $0 < a, b$. Define a constant

$$C_{\eta_1} = \left(1 - \mathbb{E} \left[\frac{1}{1 + \eta_0 g'(d_0(\widehat{\gamma}))} \right] \right)^{-1} \left(1 - \mathbb{E} \left[\frac{1}{1 + \eta_0 g'(d_0(\gamma))} \right] \right)^{-1} > 0.$$

Since $1 + \eta_0 g'(\cdot) > 1$ by the monotonically increasing property of g , we have

$$\begin{aligned} |\eta_1(\widehat{\gamma}) - \eta_1(\gamma)| &\leq \kappa \eta_0 C_{\eta_1} \mathbb{E} \left[\left| \frac{1}{1 + \eta_0 g'(d_0(\widehat{\gamma}))} - \frac{1}{1 + \eta_0 g'(d_0(\gamma))} \right| \right] \\ &\leq \kappa \eta_0^2 C_{\eta_1} \mathbb{E} [|g'(d_0(\widehat{\gamma})) - g'(d_0(\gamma))|] \\ &\leq \kappa \eta_0^2 C_{\eta_1} L_{g'} L_{d_0} |\widehat{\gamma} - \gamma|, \end{aligned}$$

where the last inequality uses the $L_{g'}$ -smoothness of the inverse link function g and the Lipschitz continuity of $d_0(\gamma)$. Then, $|\eta_1(\widehat{\gamma}) - \eta_1(\gamma)| = o_p(1)$.

• **Bound for μ_1 .** By the triangle inequality,

$$\begin{aligned} &|\mu_1(\widehat{\gamma}) - \mu_1(\gamma)| \\ &\leq \left| \left(\frac{\eta_1(\widehat{\gamma})}{\widehat{\gamma}} - \frac{\eta_1(\gamma)}{\gamma} \right) \mathbb{E} [Q_1 \{h(\widehat{\gamma}Q_1, U) - g(d_0(\widehat{\gamma}))\}] \right| \\ &\quad + \left| \frac{\eta_1(\gamma)}{\gamma} \mathbb{E} [Q_1 \{h(\widehat{\gamma}Q_1, U) - h(\gamma Q_1, U) - g(d_0(\widehat{\gamma})) + g(d_0(\gamma))\}] \right|. \end{aligned}$$

Using the fact that $\frac{c}{a+b} = \frac{c}{a} - \frac{cb}{a(a+b)}$ for any $a \neq 0, b \neq -a, c \in \mathbb{R}$, we have

$$\frac{\eta_1(\widehat{\gamma})}{\widehat{\gamma}} - \frac{\eta_1(\gamma)}{\gamma} = \frac{\eta_1(\widehat{\gamma})}{\gamma} - \frac{\eta_1(\widehat{\gamma})(\widehat{\gamma} - \gamma)}{\gamma \widehat{\gamma}} - \frac{\eta_1(\gamma)}{\gamma} = \frac{\eta_1(\widehat{\gamma}) - \eta_1(\gamma)}{\gamma} - o_p(1) = o_p(1).$$

Thus, by the Lipschitz continuity of h, g , and d_0 , we have

$$|\mu_1(\widehat{\gamma}) - \mu_1(\gamma)| \leq \left| \frac{\eta_1(\gamma)}{\gamma} (\widehat{\gamma} - \gamma) \mathbb{E} [Q_1 (L_h Q_1 - L_g L_{d_0})] \right| + o_p(1) = o_p(1).$$

• **Bound for σ_1 .** By the triangle inequality and Jensen's inequality,

$$\begin{aligned} &|\sigma_1^2(\widehat{\gamma}) - \sigma_1^2(\gamma)| \\ &\leq \frac{1}{\kappa^2} |(\eta_1^2(\widehat{\gamma}) - \eta_1^2(\gamma)) \mathbb{E} [\{h(\widehat{\gamma}Q_1, U) - g(d_0(\widehat{\gamma}))\}^2]| \\ &\quad + \frac{\eta_1^2(\gamma)}{\kappa^2} \mathbb{E} |\{h(\widehat{\gamma}Q_1, U) - g(d_0(\widehat{\gamma}))\}^2 - \{h(\gamma Q_1, U) - g(d_0(\gamma))\}^2| \\ &\leq \frac{1}{\kappa^2} |\widehat{\gamma} - \gamma| (\eta_1(\widehat{\gamma}) + \eta_1(\gamma)) \mathbb{E} [\{h(\widehat{\gamma}Q_1, U) - g(d_0(\widehat{\gamma}))\}^2] \\ &\quad + \frac{\eta_1^2(\gamma)}{\kappa^2} \mathbb{E} [|\{h(\widehat{\gamma}Q_1, U) - g(d_0(\widehat{\gamma}))\} - \{h(\gamma Q_1, U) - g(d_0(\gamma))\}| \\ &\quad \cdot \{h(\widehat{\gamma}Q_1, U) - g(d_0(\widehat{\gamma})) + h(\gamma Q_1, U) - g(d_0(\gamma))\}] \\ &\leq o_p(1) + \frac{\eta_1^2(\gamma)}{\kappa^2} |\widehat{\gamma} - \gamma| \mathbb{E} |(L_h Q_1 - L_g L_{d_0}) (h(\widehat{\gamma}Q_1, U) - g(d_0(\widehat{\gamma})) + h(\gamma Q_1, U) - g(d_0(\gamma)))| \\ &= o_p(1). \end{aligned}$$

Also, since $|a - b| \leq \sqrt{|a^2 - b^2|}$ for $a, b > 0$, we have $|\sigma_1(\hat{\gamma}) - \sigma_1(\gamma)| = o_p(1)$.

• **Bound for d_{k-1} .** By the triangle inequality,

$$\begin{aligned}
& |d_{k-1}(\hat{\gamma}) - d_{k-1}(\gamma)| \\
&= \left| \text{prox}_{\eta_{k-1}(\hat{\gamma})G}(\mu_{k-1}(\hat{\gamma})\hat{\gamma}Q_1 + \sqrt{\kappa}\sigma_{k-1}(\hat{\gamma})Q_2 + \eta_{k-1}(\hat{\gamma})h(\hat{\gamma}Q_1, U)) \right. \\
&\quad \left. - \text{prox}_{\eta_{k-1}(\gamma)G}(\mu_{k-1}(\gamma)\gamma Q_1 + \sqrt{\kappa}\sigma_{k-1}(\gamma)Q_2 + \eta_{k-1}(\gamma)h(\gamma Q_1, U)) \right| \\
&\leq \left| \text{prox}_{\eta_{k-1}(\hat{\gamma})G}(\mu_{k-1}(\hat{\gamma})\hat{\gamma}Q_1 + \sqrt{\kappa}\sigma_{k-1}(\hat{\gamma})Q_2 + \eta_{k-1}(\hat{\gamma})h(\hat{\gamma}Q_1, U)) \right. \\
&\quad \left. - \text{prox}_{\eta_{k-1}(\gamma)G}(\mu_{k-1}(\hat{\gamma})\hat{\gamma}Q_1 + \sqrt{\kappa}\sigma_{k-1}(\hat{\gamma})Q_2 + \eta_{k-1}(\hat{\gamma})h(\hat{\gamma}Q_1, U)) \right| \\
&\quad + \left| \text{prox}_{\eta_{k-1}(\gamma)G}(\mu_{k-1}(\hat{\gamma})\hat{\gamma}Q_1 + \sqrt{\kappa}\sigma_{k-1}(\hat{\gamma})Q_2 + \eta_{k-1}(\hat{\gamma})h(\hat{\gamma}Q_1, U)) \right. \\
&\quad \left. - \text{prox}_{\eta_{k-1}(\gamma)G}(\mu_{k-1}(\gamma)\gamma Q_1 + \sqrt{\kappa}\sigma_{k-1}(\gamma)Q_2 + \eta_{k-1}(\gamma)h(\gamma Q_1, U)) \right| \\
&\leq C |\eta_{k-1}(\hat{\gamma}) - \eta_{k-1}(\gamma)| + |Q_1(\mu_{k-1}(\hat{\gamma})\hat{\gamma} - \mu_{k-1}(\gamma)\gamma)| + \sqrt{\kappa} |Q_2(\sigma_{k-1}(\hat{\gamma}) - \sigma_{k-1}(\gamma))| \\
&\quad + |\eta_{k-1}(\hat{\gamma})h(\hat{\gamma}Q_1, U) - \eta_{k-1}(\gamma)h(\gamma Q_1, U)|,
\end{aligned}$$

where C is some positive constant, and the last inequality follows from Lemma D.2 and Lemma D.1 (i). Using the triangle inequality again, we obtain

$$\begin{aligned}
& |d_{k-1}(\hat{\gamma}) - d_{k-1}(\gamma)| \\
&\leq |Q_1\mu_{k-1}(\hat{\gamma})(\hat{\gamma} - \gamma)| + |Q_1(\mu_{k-1}(\hat{\gamma}) - \mu_{k-1}(\gamma))\gamma| \\
&\quad + |\eta_{k-1}(\hat{\gamma})Q_1L_h(\hat{\gamma} - \gamma)| + |(\eta_{k-1}(\hat{\gamma}) - \eta_{k-1}(\gamma))h(\gamma Q_1, U)| + o_p(1) = o_p(1).
\end{aligned}$$

• **Bound for η_k .** Define a constant

$$C_{\eta_k} = \left(1 - \mathbb{E} \left[\frac{1}{1 + \eta_{k-1}(\hat{\gamma})g'(d_{k-1}(\hat{\gamma}))} \right] \right)^{-1} \left(1 - \mathbb{E} \left[\frac{1}{1 + \eta_{k-1}(\gamma)g'(d_{k-1}(\gamma))} \right] \right)^{-1} > 0.$$

By the triangle inequality and the technique that we use for bounding η_1 ,

$$\begin{aligned}
& |\eta_k(\hat{\gamma}) - \eta_k(\gamma)| \\
&\leq \kappa\eta_{k-1}(\gamma)C_{\eta_k}\mathbb{E}[|\eta_{k-1}(\hat{\gamma})g'(d_{k-1}(\hat{\gamma})) - \eta_{k-1}(\gamma)g'(d_{k-1}(\gamma))|] + O_p(|\eta_{k-1}(\hat{\gamma}) - \eta_{k-1}(\gamma)|) \\
&\leq \kappa\eta_{k-1}^2(\gamma)C_{\eta_k}L_{g'}\mathbb{E}[O_p(|d_{k-1}(\hat{\gamma}) - d_{k-1}(\gamma)|)] + O_p(|\eta_{k-1}(\hat{\gamma}) - \eta_{k-1}(\gamma)|) \\
&= o_p(1).
\end{aligned}$$

• **Bound for μ_k and σ_k .** By the same way to show the bound for μ_1 and σ_1 , we have

$$|\mu_k(\hat{\gamma}) - \mu_k(\gamma)| = |\sigma_k(\hat{\gamma}) - \sigma_k(\gamma)| = o_p(1).$$

Thus, we obtain

$$|\eta_k(\hat{\gamma}) - \eta_k(\gamma)| = |\mu_k(\hat{\gamma}) - \mu_k(\gamma)| = |\sigma_k(\hat{\gamma}) - \sigma_k(\gamma)| = o_p(1), \quad (15)$$

for any $k \in \mathbb{N}$ by induction.

Step 2. In this step, we get the conclusion from the results in Step 1. First, we obtain

$$|\eta(\hat{\gamma}) - \eta(\gamma)| = |\mu(\hat{\gamma}) - \mu(\gamma)| = |\sigma(\hat{\gamma}) - \sigma(\gamma)| = o_p(1). \quad (16)$$

This follows from the fact that

$$|\eta(\widehat{\gamma}) - \eta(\gamma)| \leq |\eta(\widehat{\gamma}) - \eta_k(\widehat{\gamma})| + |\eta(\gamma) - \eta_k(\gamma)| + o_p(1),$$

by (15) and the first two terms on the right-hand side converge to zero for a large k limit. The results for μ and σ also follow in the same manner. Note that $\mu(\widehat{\gamma}) \equiv \widehat{\mu}$, $\sigma(\widehat{\gamma}) \equiv \widehat{\sigma}$, $\mu(\gamma) \equiv \mu$, and $\sigma(\gamma) \equiv \sigma$. Thus, we have

$$\begin{aligned} \sqrt{n}\tau_j \frac{\widehat{\beta}_j - \widehat{\mu}\beta_j}{\widehat{\sigma}} &= \sqrt{n}\tau_j \frac{\widehat{\beta}_j - \mu\beta_j}{\sigma} \frac{\sigma}{\widehat{\sigma}} - \sqrt{n}\tau_j \frac{(\mu - \widehat{\mu})\beta_j}{\widehat{\sigma}} \\ &= \sqrt{n}\tau_j \frac{\widehat{\beta}_j - \mu\beta_j}{\sigma} - \sqrt{n}\tau_j \frac{\widehat{\beta}_j - \mu\beta_j}{\sigma} \frac{\widehat{\sigma} - \sigma}{\widehat{\sigma}} - \sqrt{n}\tau_j \frac{(\mu - \widehat{\mu})\beta_j}{\widehat{\sigma}} \\ &= \sqrt{n}\tau_j \frac{\widehat{\beta}_j - \mu\beta_j}{\sigma} - o_p(1), \end{aligned}$$

where the last identity follows from (16) and the assumption that $\sqrt{n}\beta_j\tau_j = O(1)$. Finally, since we use the same loss function as the MLE for a logistic regression model, Theorem 3.1 in [ZSC22] and Lemma A.1 concludes the proof. \square

APPENDIX D. TECHNICAL LEMMAS

Define $\|f\|_\infty := \sup_{t \in \mathbb{R}} |f(t)|$ for a function $f : \mathbb{R} \rightarrow \mathbb{R}$.

Lemma D.1. *A proximal operator $\text{prox}(x, f, b) \equiv \text{prox}_{bF}(x)$ with $x \in \mathbb{R}$, $b > 0$, and a monotone continuous function $f = F'$, is Lipschitz continuous with respect to*

- (i) $x \in \mathbb{R}$ with constant 1,
- (ii) a monotone continuous function $f : \mathbb{R} \rightarrow \mathbb{R}$ in terms of L^∞ norm $\|\cdot\|_\infty$ with constant $b > 0$,
- (iii) and $b > 0$ with constant $\|f\|_\infty$.

Proof of Lemma D.1. For any $x, y \in \mathbb{R}$ and fixed monotone f , suppose that $u = \text{prox}(x, f, b)$ and $v = \text{prox}(y, f, b)$ and $u > v$ without loss of generality. Note that F is convex since its derivative f is a monotonically increasing function. By the first-order condition, we have $x = u + bf(u)$ and $y = v + bf(v)$. Since f is monotonically increasing, $0 \leq (u - v)(f(u) - f(v))$. Using this,

$$0 \leq (u - v)(bf(u) - bf(v)) = (u - v)(x - u - y + v) = (u - v)(x - y) - (u - v)^2,$$

by $b > 0$. This immediately implies $|u - v| \leq |x - y|$, i.e., $\text{prox}(x, f, b)$ is 1-Lipschitz continuous with respect to the first argument.

Next, set any two continuous monotone functions f and g . Suppose that $\text{prox}(x, f, b) \geq \text{prox}(x, g, b)$ with fixed $x \in \mathbb{R}$ without loss of generality. Then,

$$\begin{aligned} |\text{prox}(x, f, b) - \text{prox}(x, g, b)| &= \text{prox}(x, f, b) - \text{prox}(x, g, b) \\ &= b(g(\text{prox}(x, g, b)) - f(\text{prox}(x, f, b))) \\ &\leq b(g(\text{prox}(x, f, b)) - f(\text{prox}(x, f, b))) \\ &\leq b\|f - g\|_\infty, \end{aligned} \tag{17}$$

where the second identity follows from the fact that $\text{prox}(x, f) = x - b f(\text{prox}(x, f, b))$, and the first inequality is from monotonicity of g . This means $\text{prox}(x, f, b)$ is Lipschitz continuous for the second argument with constant $b > 0$ in terms of $\|\cdot\|_\infty$.

At last, using the fact that $\text{prox}(x, g, b) = \text{prox}(x, f, \alpha b)$ for $g(x) = \alpha f(x)$, $\alpha > 0$ by the definition of the proximal operator, we have, for any $b, b' > 0$,

$$\begin{aligned} |\text{prox}(x, f, b) - \text{prox}_{b'}(x, f, b')| &= \left| \text{prox}_b(x, f, b) - \text{prox}\left(x, \frac{b'}{b}f, b\right) \right| \\ &\leq b \left\| f - \frac{b'}{b}f \right\|_\infty \\ &= \|bf - b'f\|_\infty \\ &= |b - b'| \|f\|_\infty, \end{aligned}$$

where the inequality follows from (17). □

Lemma D.2. *Let $F : \mathbb{R} \rightarrow \mathbb{R}$ be a strictly convex function and $f = F'$. Suppose that f takes bounded values on bounded domains. For any bounded $x \in \mathbb{R}$ and $c, c' > 0$, we have*

$$|\text{prox}_{cF}(x) - \text{prox}_{c'F}(x)| \leq C |c - c'|,$$

for some positive constant C .

Proof of Lemma D.2. By the proofs of Lemma D.1 (ii) and (iii), we can improve Lemma D.1 (iii) as

$$|\text{prox}_{cF}(x) - \text{prox}_{c'F}(x)| \leq |f(\text{prox}_{cF}(x))| |c - c'|.$$

Thus, we can complete the proof by showing that $\text{prox}_{cF}(x)$ is bounded. Remind that the definition of the proximal operator is

$$\text{prox}_{cF}(x) = \arg \min_{z \in \mathbb{R}} \left\{ cF(z) + \frac{1}{2}(z - x)^2 \right\}.$$

We denote the objective function as $H(z) := cF(z) + \frac{1}{2}(z - x)^2 = H_1(z) + H_2(z)$. Obviously, H_2 has the minimum value at x .

(i) For the case that a minimizer \tilde{z} of H_1 is bounded. Note that the minimizer is unique by the strict convexity of H_1 . Without loss of generality, suppose that $\tilde{z} \leq x$. In this case, we have $H_1'(z') < 0$ and $H_2'(z') < 0$ for $z' < \tilde{z}$, and also have $H_1'(z') > 0$ and $H_2'(z') > 0$ for $z < z'$. Hence, $H'(z') < 0$ holds for $z' < \tilde{z}$ and $H'(z') > 0$ holds for $z < z'$, thus $\text{prox}_{cF}(x) \notin [-\infty, \tilde{z}) \cup (z, \infty]$. In contrast, $H'(z')$ may be both positive or negative for $z' \in [\tilde{z}, z]$. Hence, $\text{prox}_{cF}(x) \in [\tilde{z}, z]$ holds and thus bounded itself.

(ii) For the case when H_1 has a minimum at an unbounded point, such as $H_1(z) = ce^z$, we can also show that $\text{prox}_{cF}(x)$ is bounded. In this case, we can assume that H_1 is monotonically increasing without loss of generality. For $z > x$, we have $H'(z) > 0$ by $H_1'(z) > 0$ and $H_2(z) > 0$. Since $H_1'(z)$ is positive and monotonically increasing by the monotonicity and the convexity of $H_1(z)$, there exists a constant $\tilde{C} < x$ such that $H_1'(z) = cf(z) < -H_2'(z) = -(z - x)$ for any $z < \tilde{C}$. Putting together the results, we have $\text{prox}_{cF}(x) \in [\tilde{C}, x]$. □

REFERENCES

- [AKK⁺14] Alekh Agarwal, Sham Kakade, Nikos Karampatziakis, Le Song, and Gregory Valiant. Least squares revisited: Scalable approaches for multi-class prediction. In *International Conference on Machine Learning*, pages 541–549. PMLR, 2014.
- [AO81] Francisco J Aranda-Ordaz. On two families of transformations to additivity for binary response data. *Biometrika*, 68(2):357–363, 1981.
- [Bel22] Pierre C Bellec. Observable adjustments in single-index models for regularized m-estimators. *arXiv preprint arXiv:2204.06990*, 2022.
- [BKM⁺19] Jean Barbier, Florent Krzakala, Nicolas Macris, Léo Miolane, and Lenka Zdeborová. Optimal errors and phase transitions in high-dimensional generalized linear models. *Proceedings of the National Academy of Sciences*, 116(12):5451–5460, 2019.
- [BM11] Mohsen Bayati and Andrea Montanari. The dynamics of message passing on dense graphs, with applications to compressed sensing. *IEEE Transactions on Information Theory*, 57(2):764–785, 2011.
- [CGM21] T Tony Cai, Zijian Guo, and Rong Ma. Statistical inference for high-dimensional generalized linear models with binary outcomes. *Journal of the American Statistical Association*, pages 1–14, 2021.
- [CS20] Emmanuel J Candès and Pragma Sur. The phase transition for the existence of the maximum likelihood estimate in high-dimensional logistic regression. *The Annals of Statistics*, 48(1):27–42, 2020.
- [DG17] Dheeru Dua and Casey Graff. UCI machine learning repository, 2017.
- [DJS⁺89] Robert Detrano, Andras Janosi, Walter Steinbrunn, Matthias Pfisterer, Johann-Jakob Schmid, Sarbjit Sandhu, Kern H Guppy, Stella Lee, and Victor Froelicher. International application of a new probability algorithm for the diagnosis of coronary artery disease. *The American Journal of Cardiology*, 64(5):304–310, 1989.
- [EK18] Nouredine El Karoui. On the impact of predictor geometry on the performance on high-dimensional ridge-regularized generalized robust regression estimators. *Probability Theory and Related Fields*, 170:95–175, 2018.
- [EKBB⁺13] Nouredine El Karoui, Derek Bean, Peter J Bickel, Chinghay Lim, and Bin Yu. On robust regression with high-dimensional predictors. *Proceedings of the National Academy of Sciences*, 110(36):14557–14562, 2013.
- [Fer96] Thomas S Ferguson. *A Course in Large Sample Theory*. CRC Press, 1996.
- [FVRS22] Oliver Y Feng, Ramji Venkataramanan, Cynthia Rush, and Richard J Samworth. A unifying tutorial on approximate message passing. *Foundations and Trends® in Machine Learning*, 15(4):335–536, 2022.
- [GC16] Bin Guo and Song Xi Chen. Tests for high dimensional generalized linear models. *Journal of the Royal Statistical Society. Series B (Statistical Methodology)*, pages 1079–1102, 2016.

- [HMRT22] Trevor Hastie, Andrea Montanari, Saharon Rosset, and Ryan J Tibshirani. Surprises in high-dimensional ridgeless least squares interpolation. *The Annals of Statistics*, 50(2):949–986, 2022.
- [JDP⁺13] Xun Jiang, Dipak K Dey, Rachel Prunier, Adam M Wilson, and Kent E Holsinger. A new class of flexible link functions with application to species co-occurrence in cape floristic region. *The Annals of Applied Statistics*, pages 2180–2204, 2013.
- [JK17] Nels Johnson and Inyoung Kim. Generalized linear models with covariate measurement error and unknown link function. *Journal of Applied Statistics*, 44(5):833–852, 2017.
- [JM13] Adel Javanmard and Andrea Montanari. State evolution for general approximate message passing algorithms, with applications to spatial coupling. *Information and Inference: A Journal of the IMA*, 2(2):115–144, 2013.
- [Jør87] Bent Jørgensen. Exponential dispersion models. *Journal of the Royal Statistical Society: Series B (Methodological)*, 49(2):127–145, 1987.
- [JSBS20] Jana Janková, Rajen D Shah, Peter Bühlmann, and Richard J Samworth. Goodness-of-fit testing in high dimensional generalized linear models. *Journal of the Royal Statistical Society Series B: Statistical Methodology*, 82(3):773–795, 2020.
- [JVDG16] Jana Janková and Sara Van De Geer. Confidence regions for high-dimensional generalized linear models under sparsity. *arXiv preprint arXiv:1610.01353*, 2016.
- [KR58] Leonid Vasilevich Kantorovich and SG Rubinshtein. On a space of totally additive functions. *Vestnik of the St. Petersburg University: Mathematics*, 13(7):52–59, 1958.
- [LGC⁺21] Bruno Loureiro, Cédric Gerbelot, Hugo Cui, Sebastian Goldt, Florent Krzakala, Marc Mézard, and Lenka Zdeborová. Capturing the learning curves of generic features maps for realistic data sets with a teacher-student model. *arXiv preprint arXiv:2102.08127*, 2021.
- [LZCL23] Sai Li, Linjun Zhang, T Tony Cai, and Hongzhe Li. Estimation and inference for high-dimensional generalized linear models with knowledge transfer. *Journal of the American Statistical Association*, pages 1–12, 2023.
- [MG94] Bani K Mallick and Alan E Gelfand. Generalized linear models with unknown link functions. *Biometrika*, 81(2):237–245, 1994.
- [MM21] Léo Miolane and Andrea Montanari. The distribution of the lasso: Uniform control over sparse balls and adaptive parameter tuning. *The Annals of Statistics*, 49(4):2313–2335, 2021.
- [MM22] Song Mei and Andrea Montanari. The generalization error of random features regression: Precise asymptotics and the double descent curve. *Communications on Pure and Applied Mathematics*, 75(4):667–766, 2022.
- [MS22] Andrea Montanari and Basil N Saeed. Universality of empirical risk minimization. In *Conference on Learning Theory*, pages 4310–4312. PMLR, 2022.

- [NCC96] Michael A Newton, Claudia Czado, and Rick Chappell. Bayesian inference for semiparametric binary regression. *Journal of the American Statistical Association*, 91(433):142–153, 1996.
- [Pre80] Daryl Pregibon. Goodness of link tests for generalized linear models. *Journal of the Royal Statistical Society: Series C (Applied Statistics)*, 29(1):15–24, 1980.
- [Ran11] Sundeep Rangan. Generalized approximate message passing for estimation with random linear mixing. In *2011 IEEE International Symposium on Information Theory Proceedings*, pages 2168–2172. IEEE, 2011.
- [SAH19] Fariborz Salehi, Ehsan Abbasi, and Babak Hassibi. The impact of regularization on high-dimensional logistic regression. *Advances in Neural Information Processing Systems*, 32, 2019.
- [SC19] Pragma Sur and Emmanuel J Candès. A modern maximum-likelihood theory for high-dimensional logistic regression. *Proceedings of the National Academy of Sciences*, 116(29):14516–14525, 2019.
- [SCC19] Pragma Sur, Yuxin Chen, and Emmanuel J Candès. The likelihood ratio test in high-dimensional logistic regression is asymptotically a rescaled chi-square. *Probability theory and related fields*, 175(1):487–558, 2019.
- [TAH15] Christos Thrampoulidis, Ehsan Abbasi, and Babak Hassibi. Lasso with non-linear measurements is equivalent to one with linear measurements. *Advances in Neural Information Processing Systems*, 28, 2015.
- [TAH18] Christos Thrampoulidis, Ehsan Abbasi, and Babak Hassibi. Precise error analysis of regularized m -estimators in high dimensions. *IEEE Transactions on Information Theory*, 64(8):5592–5628, 2018.
- [vdV00] Aad W van der Vaart. *Asymptotic statistics*, volume 3. Cambridge University Press, 2000.
- [WRZ18] Xin Wang, Vivekananda Roy, and Zhengyuan Zhu. A new algorithm to estimate monotone nonparametric link functions and a comparison with parametric approach. *Statistics and Computing*, 28(5):1083–1094, 2018.
- [YYMD21] Steve Yadlowsky, Taedong Yun, Cory Y McLean, and Alexander D’Amour. Sloe: A faster method for statistical inference in high-dimensional logistic regression. *Advances in Neural Information Processing Systems*, 34:29517–29528, 2021.
- [ZLX15] Wenyang Zhang, Degui Li, and Yingcun Xia. Estimation in generalised varying-coefficient models with unspecified link functions. *Journal of Econometrics*, 187(1):238–255, 2015.
- [ZSC22] Qian Zhao, Pragma Sur, and Emmanuel J Candès. The asymptotic distribution of the mle in high-dimensional logistic models: Arbitrary covariance. *Bernoulli*, 28(3):1835–1861, 2022.