

Testing for the Markov Property in Time Series via Deep Conditional Generative Learning

Yunzhe Zhou[‡], Chengchun Shi[†], Lexin Li[‡], and Qiwei Yao[†]

[†]*London School of Economics and Political Science, London, UK*

[‡]*University of California at Berkeley, California, USA*

Abstract

The Markov property is widely imposed in analysis of time series data. Correspondingly, testing the Markov property, and relatedly, inferring the order of a Markov model, are of paramount importance. In this article, we propose a nonparametric test for the Markov property in high-dimensional time series via deep conditional generative learning. We also apply the test sequentially to determine the order of the Markov model. We show that the test controls the type-I error asymptotically, and has the power approaching one. Our proposal makes novel contributions in several ways. We utilize and extend state-of-the-art deep generative learning to estimate the conditional density functions, and establish a sharp upper bound on the approximation error of the estimators. We derive a doubly robust test statistic, which employs a nonparametric estimation but achieves a parametric convergence rate. We further adopt sample splitting and cross-fitting to minimize the conditions required to ensure the consistency of the test. We demonstrate the efficacy of the test through both simulations and the three data applications.

Key Words: Deep conditional generative learning; High-dimensional time series; Hypothesis testing; Markov property; Mixture density network.

1 Introduction

The Markov property is fundamental and is commonly imposed in time series analysis. For instance, in economics and reinforcement learning, the Markov property is the foundation of the Markov decision process that provides a general framework for modeling sequential decision making. In finance and marketing, the Markov property is widely assumed in most continuous time modeling. See Chen and Hong (2012) for a review. Correspondingly, testing the Markov property, and relatedly, inferring the order of a Markov model, are of paramount importance in a broad range of applications.

Such a testing problem, however, is highly nontrivial and poses many challenges, especially for high-dimensional time series. For the Markov property test, Aït-Sahalia (1997) proposed a nonparametric test based on the Chapman-Kolmogorov equation and smoothing kernels. Chen and Hong (2012) tackled the testing problem based on the conditional characteristic function (CCF) estimated by local polynomial regressions. However, kernel smoothers, including local polynomial regressions, suffer from a poor estimation accuracy in moderate to high-dimensional settings, leading to an inflated type-I error or a low power for the tests. For the order determination in nonparametric autoregression, Cheng and Tong (1992); Yao and Tong (1994); Vieu (1995) developed some cross-validation based methods, and Auestad and Tjøstheim (1990); Tschernig and Yang (2000) proposed a final prediction error based criterion. But none of those order determination methods are based on hypothesis testing, and they all assume the dimension of the time series is fixed. More recently, Shi et al. (2020) developed a quantile random forest algorithm and a doubly robust procedure to test the Markov assumption in the context of reinforcement learning. But their method, as we show later in Section 5, would fail to control the type-I error in the time series setting.

In this article, we propose a nonparametric testing procedure for the Markov property in high-dimensional time series via deep conditional generative learning. The proposed test can be sequentially applied for order selection of the Markov model as well. Our proposal makes unique and useful contributions in several ways.

Particularly, we utilize some state-of-the-art deep conditional generative learning meth-

ods to address a classical yet challenging statistical inference problem in time series analysis. Deep conditional generative models include mixture density networks (Bishop, 1994), conditional generative adversarial networks (Mirza and Osindero, 2014), conditional variational autoencoders (Sohn et al., 2015), and normalizing flow models (Kobyzev et al., 2020). They provide a powerful set of tools to flexibly learn conditional probability distributions, and have been used in numerous applications, such as computer vision, imaging processing, and artificial intelligence (Yan et al., 2016; Shu et al., 2017; Wang et al., 2018; Jo et al., 2021). Nevertheless, these tools are much less used and studied in the statistics literature. We employ this family of models to learn highly complex conditional distributions in a nonparametric fashion, and demonstrate their advantages over the more traditional kernel smoothers including local polynomial regressions, especially in a high-dimensional setting.

Meanwhile, it is far from a simple application of some ready-to-use deep learning tools, but instead it requires both crucial modification of the methods and careful characterization of their theoretical properties. We build our testing procedure based upon mixture density networks (Bishop, 1994, MDN), combined with several crucial new components. First, we propose a new MDN architecture to model the conditional distribution of a multivariate response. Based on such an architecture, we learn two distributional generators, a forward generator and a backward generator, then properly integrate the two generators to construct the test statistic. Second, we derive the convergence rate of the MDN estimator in Theorem 3, which is crucial to establish the consistency of our proposed test, but is not currently available in the MDN literature. In particular, we provide a sharp upper bound on the approximation error of MDN in Lemma 1 when the underlying conditional density function follows an infinite conditional Gaussian mixture model. We remark that, although it is possible to obtain a bound by directly applying Lemma 1 of Barron (1993), it would only yield a very loose bound; see Section 4.1 for more details. To our knowledge, we are among the first to systematically study the error bound of MDN, and our results are useful for the general theory of deep (generative) learning methods (see e.g., Farrell et al., 2021; Liang, 2021; Zhou et al., 2022; Chen et al., 2020; Zhou et al., 2022). Third, we show the proposed test controls the type-I error in Theorem

5, and has the power approaching one in Theorem 6. We show that our test statistic achieves a parametric convergence rate and a parametric power guarantee while its components are estimated nonparametrically. This is made possible because the way in which we combine the two distribution generators yields a doubly robust estimator of the test statistic (Tsiatis, 2007). Thanks to this double robustness, the bias of our test statistic estimator decays to zero faster than the rate of the individual nonparametric distribution generator. Finally, to avoid the requirement of certain metric entropy conditions for the distribution generator estimators (Chernozhukov et al., 2018, Equation (1.6)), we further employ the sample splitting and cross-fitting strategy (Romano and DiCiccio, 2019) to ensure the size control of the test.

The rest of the article is organized as follows. We formulate the hypotheses and propose a doubly robust test statistic in Section 2. We develop the corresponding test, as well as a forward sequential procedure for order determination in Section 3. We establish the theoretical guarantees in Section 4. We carry out simulations in Section 5, and illustrate with three real datasets in Section 6. We relegate all technical proofs to the Supplementary Appendix.

2 Hypotheses and Test Statistic

2.1 Hypotheses

We first formulate the hypotheses of interest. Consider a strictly stationary d -dimensional time series, $X_t = (X_{t,1}, X_{t,2}, \dots, X_{t,d})^\top$, $t \geq 1$. We target the following pair of hypotheses:

$$\begin{aligned} H_0 &: \mathbb{P}(X_{t+1} \leq x | I_t) = \mathbb{P}(X_{t+1} \leq x | X_t), \text{ almost surely for all } x \in \mathbb{R}^d \text{ and } t > 0; \\ H_A &: \mathbb{P}(X_{t+1} \leq x | I_t) \neq \mathbb{P}(X_{t+1} \leq x | X_t), \text{ for some } x \in \mathbb{R}^d \text{ and } t > 0, \end{aligned} \quad (1)$$

where I_t denotes the data history $\{X_t, X_{t-1}, \dots\}$. The Markov property holds under H_0 . Intuitively, this property requires the past and future values to be independent, conditionally on the present. To test H_0 , it suffices to test a sequence of conditional independences

$$X_{t+q} \perp\!\!\!\perp \{X_j\}_{t \leq j < t+q-1} \mid X_{t+q-1}, \quad (2)$$

for any time $t > 0$ and any lag $q \geq 2$, where $\perp\!\!\!\perp$ denotes the conditional independence.

We next characterize the conditional independence using the conditional characteristic function (CCF). A similar result is given in (Chen and Hong, 2012, Equation (2.6)). For any vector $\mu \in \mathbb{R}^d$ of the same dimension as X_t , define the CCF of X_{t+1} given X_t as

$$\varphi^*(\mu|x) = \mathbb{E} \{ \exp(i\mu^\top X_{t+1}) | X_t = x \}.$$

Theorem 1. *The conditional independence (2) holds if and only if*

$$\varphi^*(\mu|X_{t+q-1})\mathbb{E}[\exp(i\nu^\top X_t)|\{X_j\}_{t<j<t+q}] = \mathbb{E} [\exp(i\mu^\top X_{t+q} + i\nu^\top X_t)|\{X_j\}_{t<j<t+q}] \quad (3)$$

almost surely, for any $t > 0$, $q \geq 2$, and $\mu, \nu \in \mathbb{R}^d$.

2.2 Doubly robust test statistic

Theorem 1 suggests a possible test for the hypotheses in (1). That is, under H_0 , taking another expectation on both sides of (3), we obtain that

$$\mathbb{E} \left[\{ \exp(i\mu^\top X_{t+q}) - \varphi^*(\mu|X_{t+q-1}) \} \exp(i\nu^\top X_t) \right] = 0,$$

for any t, q, μ, ν . This suggests the following test statistic,

$$\tilde{S}(q, \mu, \nu) = \frac{1}{T-q} \sum_{t=1}^{T-q} \{ \exp(i\mu^\top X_{t+q}) - \hat{\varphi}(\mu|X_{t+q-1}) \} \{ \exp(i\nu^\top X_t) - \bar{\varphi}(\nu) \}, \quad (4)$$

where $\hat{\varphi}$ denotes some estimator of the CCF φ^* , and $\bar{\varphi}(\nu) = T^{-1} \sum_{1 \leq t \leq T} \exp(i\nu^\top X_t)$. Aggregating $\tilde{S}(q, \mu, \nu)$ over different combinations of (q, μ, ν) yields the test statistic proposed in Chen and Hong (2012, Equation (2.18)).

Computing (4) requires a suitable estimator $\hat{\varphi}$ for φ^* . Chen and Hong (2012) proposed to use the local polynomial regression to estimate φ^* . However, the local polynomial regression tends to perform poorly when the dimension d of X_t increases (Taylor and Einbeck, 2013), and the corresponding test would fail to be consistent. More recently, deep conditional generative learning models have demonstrated an exceptional capacity of estimating complex conditional distributions (e.g., Sohn et al., 2015; Kobyzev et al., 2020). These tools can be potentially employed to estimate $\mathbb{P}_{X_t|X_{t-1}}$, and subsequently the CCF φ^* . However, naively plugging in a

deep conditional generative learning estimator for φ^* would induce a heavy bias in (4), which would fail to guarantee a tractable limiting distribution for the test statistic.

To address this issue, we propose to construct a doubly robust test statistic. Specifically, for any vector $\nu \in \mathbb{R}^d$ of the same dimension as X_t , define the CCF of X_t given X_{t+1} as

$$\psi^*(\nu|x) = \mathbb{E} \{ \exp(i\nu^\top X_t) | X_{t+1} = x \}.$$

We introduce a doubly robust estimating equation in the next theorem.

Theorem 2. *Under H_0 , for any $t \geq 0$, $q \geq 2$, $\mu, \nu \in \mathbb{R}^d$, we have*

$$\mathbb{E} \{ \exp(i\mu^\top X_{t+q}) - \varphi^*(\mu|X_{t+q-1}) \} \{ \exp(i\nu^\top X_t) - \psi^*(\nu|X_{t+1}) \} = 0. \quad (5)$$

In addition, (5) is doubly-robust, in that, for any CCFs φ and ψ , as long as either $\varphi = \varphi^$, or $\psi = \psi^*$, we have that $\mathbb{E} \{ \exp(i\mu^\top X_{t+q}) - \varphi(\mu|X_{t+q-1}) \} \{ \exp(i\nu^\top X_t) - \psi(\nu|X_{t+1}) \} = 0$.*

Motivated by (5), we propose the following test statistic,

$$S(q, \mu, \nu) = \frac{1}{T-q} \sum_{t=1}^{T-q} \{ \exp(i\mu^\top X_{t+q}) - \widehat{\varphi}(\mu|X_{t+q-1}) \} \{ \exp(i\nu^\top X_t) - \widehat{\psi}(\nu|X_{t+1}) \}, \quad (6)$$

where $\widehat{\varphi}$ and $\widehat{\psi}$ denote some estimators of φ^* and ψ^* , respectively. This statistic, as suggested by Theorem 2, is doubly robust. A key advantage is that the bias of this test statistic can decay to zero at a faster rate than the convergence rate of the individual estimator $\widehat{\varphi}$ and $\widehat{\psi}$. By contrast, the bias of the test statistic in (4) has the same order of magnitude as that of $\widehat{\varphi}$; see Theorem 4. This double robustness property thus enables us to employ some highly flexible nonparametric estimators for φ^* and ψ^* . In the next section, we extend mixture density networks (Bishop, 1994) to estimate the CCFs, and develop the corresponding testing procedure.

3 Testing Procedure

3.1 Mixture density networks

The mixture density network is a classical deep generative model that combines the Gaussian mixture model with deep neural networks (Bishop, 1994), and has shown promising performance in conditional density estimation (Koohababni et al., 2018; Rothfuss et al., 2019). In

effect it integrates the universal approximation property of the Gaussian mixture model to approximate any smooth density function (Nguyen and McLachlan, 2019), with the capacity of deep neural networks (DNNs) to approximate both smooth and non-smooth conditional mean and variance functions in high dimension. See Assumption 2(iii) for the class of smooth functions, and Imaizumi and Fukumizu (2019) for the class of non-smooth functions that can be well approximated by DNNs. Next, we first introduce the standard MDN model, then propose a new MDN architecture to model the conditional distribution of a multivariate response.

We aim to estimate an unknown conditional probability density function of some univariate response Y given a predictor vector $X \in \mathbb{R}^{d_0}$ with d_0 being the input dimension. Suppose the conditional density of Y given X follows a mixture density network model,

$$f(y|x) = \sum_{g=1}^G \alpha_g(x) \frac{1}{\sqrt{2\pi}\sigma_g(x)} \exp \left[-\frac{\{y - \mu_g(x)\}^2}{2\sigma_g^2(x)} \right], \quad (7)$$

where G is the number of mixture components, and deep neural networks are used to estimate the mean vector $\mu(x) = (\mu_1(x), \dots, \mu_G(x))^\top$, the standard deviation vector $\sigma = (\sigma_1(x), \dots, \sigma_G(x))^\top$, and the weight vector $\alpha = (\alpha_1(x), \dots, \alpha_G(x))^\top$. Figure 1 depicts the structure of the model. The input layer is the d_0 -dimension vector x . Then there are H hidden layers, each with a number of hidden units. A hidden layer is between the input and output layers, which takes in a set of weighted inputs and produces an output through an activation function. The last hidden layer outputs a G -dimensional vector $h^{(H)}(x)$, and is connected to three parallel layers whose outputs are given by

$$h_\alpha(x) = \Theta_1^\top h^{(H)}(x), \quad h_\mu(x) = \Theta_2 h^{(H)}(x), \quad h_\sigma(x) = \Theta_3^\top h^{(H)}(x),$$

respectively, where Θ_j is a $G \times G$ coefficient matrix that is to be trained via back propagation, $j = 1, 2, 3$. Next, two of those functions pass through activation functions, yielding

$$\alpha(x) = \text{softmax}(h_\alpha(x)), \quad \mu(x) = h_\mu(x), \quad \sigma(x) = \text{softplus}(h_\sigma(x)),$$

respectively, where $\alpha(x)$, $h_\alpha(x)$, $\mu(x)$, $h_\mu(x)$, $\sigma(x)$ and $h_\sigma(x)$ are all G -dimensional vectors, and the activation functions are applied in an element-wise fashion. Finally, all these components are combined to parametrize $f(y|x)$ according to (7) with a total of W parameters.

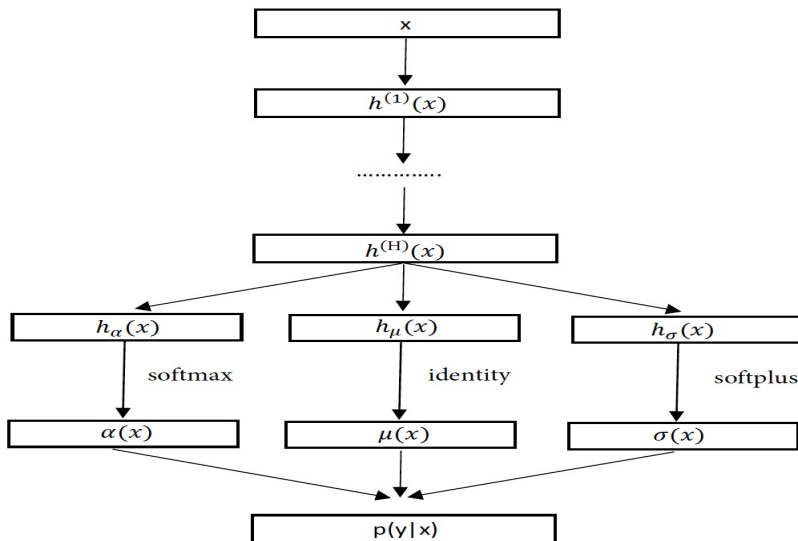


Figure 1: Structure of the mixture density network.

Next, we propose a new MDN architecture to model the conditional density of a multivariate response variable $Y \in \mathbb{R}^{d_y}$. The main idea is to factorize the joint conditional density function $f(y|x)$ as the product of d_y conditional densities, each with a univariate response,

$$f(y|x) = f_1(y_1|x)f_2(y_2|x, y_1)\dots f_{d_y}(y_{d_y}|x, y_1, y_2, \dots, y_{d_y-1}). \quad (8)$$

It then suffices to model each $f_j(y_j|x, y_1, \dots, y_{j-1})$ separately. When the individual component of Y is a continuous variable, we use the MDN model (7) to estimate the conditional density, whereas when it is a categorical variable, we use a supervised learning method, such as a random forest (Breiman, 2001), or a deep neural network (LeCun et al., 2015) to estimate the probability mass function. We briefly note that, Bishop (1994) also considered a version of MDN for the multivariate response, by extending (7) to a mixture of multivariate normal densities. However, such an extension does not work well when the components of the response have mixed type of continuous and categorical variables.

We also comment that, most of the existing MDN literature study i.i.d. data. In our setting, the observed data are time-dependent. We later show that MDN is equally applicable, as long as the time series satisfies some mixing conditions such as β -mixing (Wu and Shao, 2004).

3.2 Testing Markov property

Next, we develop a testing procedure for the hypotheses in (1), where the key idea is to build upon the doubly robust test statistic (6) and estimate the CCFs using MDN. Moreover, to avoid requiring the estimators of the CCFs to satisfy some restrictive metric entropy conditions, we employ the sample splitting and cross-fitting strategy. We first summarize our testing procedure in Algorithm 1, then discuss the main steps in detail.

In Step 1 of the algorithm, we divide the time series into L non-overlapping chunks of similar sizes. For simplicity, suppose the length T of the observed time series is a multiple of L , and let $n = T/L$. Let $\mathcal{I}^{(\ell)} = \{(\ell - 1)n + 1, (\ell - 1)n + 2, \dots, \ell n\}$ denote the indices of the ℓ th chunk of the time series, and let $\bar{\mathcal{I}}^{(\ell)} = \cup_{j=1}^{\ell} \mathcal{I}^{(j)}$ denote the union of indices of the first ℓ chunks, $\ell = 1, \dots, L$. Data splitting allows us to use part of the data, i.e., the data $\bar{\mathcal{I}}^{(\ell)}$ up to chunk ℓ , to train the MDN model, and another part, i.e., $\mathcal{I}^{(\ell+1)}$, to construct the test statistic. We then aggregate the estimates over all chunks to improve the estimation efficiency.

In Step 2, we employ MDN to estimate the CCFs. Specifically, for each subset $\ell = 1, \dots, L - 1$, we first apply MDN to the data $\bar{\mathcal{I}}^{(\ell)}$ up to the ℓ th chunk to obtain the estimates of two conditional probability density functions, a forward generator $\hat{f}_{X_t|X_{t-1}}^{(\ell)}$, and a backward generator $\hat{f}_{X_{t-1}|X_t}^{(\ell)}$. For the forward generator, the ‘‘predictor’’ for the MDN model (8) is $(X_1, X_2, \dots, X_{\ell n-1})^\top$ and the ‘‘response’’ is $(X_2, X_3, \dots, X_{\ell n})^\top$, whereas for the backward generator, the ‘‘predictor’’ for (8) is $(X_2, X_3, \dots, X_{\ell n})^\top$ and the ‘‘response’’ is $(X_1, X_2, \dots, X_{\ell n-1})^\top$. Given the two estimated density functions $\hat{f}_{X_t|X_{t-1}}^{(\ell)}$ and $\hat{f}_{X_{t-1}|X_t}^{(\ell)}$, we then randomly sample M copies of d -dimensional time series observations $\{X_{m,f}^*\}_{m=1}^M$ and $\{X_{m,b}^*\}_{m=1}^M$, respectively. Next, we consider different combinations of (μ, ν) for the test statistic $S(q, \mu, \nu)$ in (6). Toward that end, we randomly sample B i.i.d. pairs of $\{(\mu_b, \nu_b)\}_{b=1}^B$ from a multivariate normal distribution with zero mean and identity covariance matrix. Finally, by noting that $\varphi^*(\mu|x) = \mathbb{E}\{\exp(i\mu^\top X_t)|X_{t-1} = x\}$ and $\psi^*(\nu|x) = \mathbb{E}\{\exp(i\nu^\top X_{t-1})|X_t = x\}$, we obtain the Monte Carlo estimators of $\varphi^*(\mu|x)$ and $\psi^*(\nu|x)$ for each pair of (μ_b, ν_b) as

$$\hat{\varphi}^{(\ell)}(\mu_b|x) = \frac{1}{M} \sum_{m=1}^M \exp(i\mu_b^\top X_{m,f}^*), \quad \hat{\psi}^{(\ell)}(\nu_b|x) = \frac{1}{M} \sum_{m=1}^M \exp(i\nu_b^\top X_{m,b}^*). \quad (9)$$

Algorithm 1 Testing procedure for the Markov property.

Input: Data $\{X_t\}_{t=1,\dots,T}$, the number of data chunks L , the number of pairs B , the largest number of lags Q , and the number of samples from the generators M .

Step 1: Divide the time series data into L non-overlapping chunks, where $n = T/L$, $\mathcal{I}^{(\ell)} = \{(\ell - 1)n + 1, (\ell - 1)n + 2, \dots, \ell n\}$, and $\bar{\mathcal{I}}^{(\ell)} = \cup_{j=1}^{\ell} \mathcal{I}^{(j)}$, $\ell = 1, \dots, L$.

Step 2: Deep conditional forward-backward generative learning.

- (2a) Obtain the estimators of a forward generator $\hat{f}_{X_t|X_{t-1}}^{(\ell)}$, and a backward generator $\hat{f}_{X_{t-1}|X_t}^{(\ell)}$, using the data $\bar{\mathcal{I}}^{(\ell)}$ up to chunk ℓ , $\ell = 1, \dots, L - 1$.
- (2b) Randomly sample M copies of d -dimensional time series observations $\{X_{m,f}^*\}_{m=1}^M$ and $\{X_{m,b}^*\}_{m=1}^M$ from each generator.
- (2c) Randomly sample B pairs $\{(\mu_b, \nu_b)\}_{1 \leq b \leq B}$ from a multivariate normal distributions with zero mean and identity covariance matrix.
- (2d) Compute the CCF estimators $\hat{\varphi}^{(\ell)}(\mu_b|x)$ and $\hat{\psi}^{(\ell)}(\nu_b|x)$ according to (9), for $\ell = 1, \dots, L - 1$, and $b = 1, \dots, B$.

Step 3: Construct the test statistic.

- (3a) Compute $\hat{S}(q, \mu_b, \nu_b)$ according to (10), for $q = 2, \dots, Q$, $b = 1, \dots, B$.
- (3b) Construct the test statistic \hat{S} according to (11).

Step 4: Compute the critical value.

- (4a) Compute the covariance matrix $\hat{\Sigma}^{(q)}$ according to (12), for $q = 2, \dots, Q$.
- (4b) Compute the critical value according to (13).

Step 5: Reject H_0 if \hat{S} is greater than \hat{c}_α .

Due to the use of both forward and backward generators and deep neural networks, we refer to this step as deep conditional forward-backward generative learning.

In Step 3, we construct our final composite test statistic given the estimates of $\hat{\varphi}^{(\ell)}(\mu_b|x)$ and $\hat{\psi}^{(\ell)}(\nu_b|x)$. We first compute $S(q, \mu, \nu)$ in (6) using the cross-fitting strategy, i.e.,

$$\begin{aligned} \hat{S}(q, \mu_b, \nu_b) = & \frac{1}{T - n - (q - 1)(L - 1)} \sum_{\ell=1}^{L-1} \sum_{t=1}^{n-q+1} \left\{ \exp(i\mu_b^\top X_{\ell n+t+q-1}) \right. \\ & \left. - \hat{\varphi}^{(\ell)}(\mu_b|X_{\ell n+t+q-2}) \right\} \left\{ \exp(i\nu_b^\top X_{\ell n+t-1}) - \hat{\psi}^{(\ell)}(\nu_b|X_{\ell n+t}) \right\}, \end{aligned} \quad (10)$$

for a given $q = 2, \dots, Q$, and Q denotes the largest number of lags to consider in the test. We note that, for any given $\ell = 1, \dots, L - 1$, the set of random variables $\{X_{\ell n+t}\}_{1 \leq t \leq n}$ that appear in (10) are from the $(\ell + 1)$ th chunk of the data, and are, under H_0 , independent of $\widehat{\varphi}^{(\ell)}$ and $\widehat{\psi}^{(\ell)}$ given $X_{\ell n+1}$. This allows us to avoid imposing certain entropy growth condition that limits the growth rate of the VC dimension of the MDN model with respect to the sample size (Chernozhukov et al., 2018). A similar cross-fitting procedure has also been utilized by Luedtke and Van Der Laan (2016) and Shi et al. (2022) for evaluation of an optimal policy, as well as by Luedtke and Laan (2018) and Shi et al. (2021) for high-dimensional statistical inference. Next, since $\widehat{S}(q, \mu_b, \nu_b)$ is complex-valued, we use $\widehat{S}_R(q, \mu_b, \nu_b)$ and $\widehat{S}_I(q, \mu_b, \nu_b)$ to denote its real and imaginary part, respectively. We construct our final test statistic as

$$\widehat{S} = \max_{b \in \{1, \dots, B\}} \max_{q \in \{2, \dots, Q\}} \sqrt{T - n - (q - 1)(L - 1)} \max \left(|\widehat{S}_R(q, \mu_b, \nu_b)|, |\widehat{S}_I(q, \mu_b, \nu_b)| \right). \quad (11)$$

In (11), we take the maximum absolute value over multiple combinations of (q, μ_b, ν_b) to construct the test statistic, while we generate μ_b and ν_b from a Gaussian or uniform distribution. This way, we do not have to impose a bounded support for (μ_b, ν_b) , and avoid grid search that can be computationally intensive in a high-dimensional setting.

In Step 4, we compute the critical value of the test statistic \widehat{S} . A key observation is that, under H_0 , each $\widehat{S}_R(q, \mu_b, \nu_b)$ and $\widehat{S}_I(q, \mu_b, \nu_b)$ corresponds to a sum of martingale difference sequences. Since the sum of martingale difference is a martingale (Hamilton, 2020), it follows from the high-dimensional martingale central limit theorem that \widehat{S} converges in distribution to a maximum of some Gaussian random variables. This allows us to employ the high-dimensional multiplier bootstrap method of Belloni and Oliveira (2018) to estimate the critical value. Specifically, we stack $\widehat{S}_R(q, \mu_b, \nu_b)$ and $\widehat{S}_I(q, \mu_b, \nu_b)$ for a given q and all $b = 1, \dots, B$ together to form a $2B$ -dimensional vector, and estimate the covariance matrix of this vector by

$$\widehat{\Sigma}^{(q)} = \sum_{\ell=1}^{L-1} \sum_{t=1}^{n-q+1} \frac{(\lambda_{R,\ell,q,t}^\top, \lambda_{I,\ell,q,t}^\top)^\top (\lambda_{R,\ell,q,t}^\top, \lambda_{I,\ell,q,t}^\top)}{(T - n - (q - 1)(L - 1))}, \quad (12)$$

where $\lambda_{R,\ell,q,t}, \lambda_{I,\ell,q,t}, \ell = 1, \dots, L - 1, t = 1, \dots, n - q + 1$, are both B -dimensional vectors,

whose b th element is, respectively, the real and imaginary part of

$$\left\{ \exp(i\mu^\top X_{t+q-1+\ell n}) - \widehat{\varphi}^{(-\ell)}(\mu|X_{t+q-2+\ell n}) \right\} \left\{ \exp(i\nu^\top X_{t-1+\ell n}) - \widehat{\psi}^{(-\ell)}(\nu|X_{t+\ell n}) \right\}.$$

We then compute the critical value \widehat{c}_α by simulating the upper $(\alpha/2)$ th critical value of

$$\max_{q \in \{2, \dots, Q\}} \left\| \{\widehat{\Sigma}^{(q)}\}^{1/2} Z_q \right\|_\infty, \quad (13)$$

using Monte Carlo, where Z_0, \dots, Z_Q are i.i.d. $2B$ -dimensional standard normal vectors.

In Step 5, we reject H_0 , if $\widehat{S} > \widehat{c}_\alpha$, under a given significance level $\alpha > 0$.

We make a few remarks. First, in terms of the computational cost, step 2(a) is the most intensive step in Algorithm 1, as it involves fitting multiple MDN models. Second, there are a number of hyper-parameters in our test, including the number of mixture components G , the number of data chunks L , the number of pairs B of (μ, ν) , the number of samples M from the forward and backward generators, and the largest number of lags Q considered in the test. We proposed to choose G using cross-validation, and take the rest as the input parameters. We further discuss their theoretical choices in Section 4, and their empirical choices in Section 5.

3.3 Determining Markov order

The proposed test can be used to determine the order of the Markov model. Specifically, let $X_t^{(k)} = (X_t^\top, \dots, X_{t+k-1}^\top)^\top$ denote the multivariate time series that concatenates the most recent k observations at each time point. Suppose the data follows a K th order Markov model. Then the null hypothesis H_0 holds for the concatenated time series $X_t^{(k)}$ for any $k \geq K$, but does not hold for any $k < K$. This suggests we can sequentially test the Markov property on the concatenated time series $X_t^{(k)}$ for $k = 1, 2, \dots$. We set the estimated order to be the first integer k by which we fail to reject H_0 . We also briefly remark that K is different from Q . The former denotes the largest possible order of the underlying Markov model, whereas the latter denotes the largest number of lags considered in our test for a series of conditional dependences.

4 Theory

4.1 Convergence rate of MDN

We first establish the error bound of the mixture density network estimator, then establish the consistency of the proposed test. We begin with some regularity conditions, and argue they are relatively mild and reasonable.

Let $f_{X_{t+1}|X_t}^*(\cdot|x)$ and $f_{X_t|X_{t+1}}^*(\cdot|x)$ denote the true conditional density function of X_{t+1} given $X_t = x$, and that of X_t given $X_{t+1} = x$, respectively. A key observation is that $f_{X_{t+1}|X_t}^* = \arg \max_f \mathbb{E}[\log\{f(X_{t+1}|X_t)\}]$, and $f_{X_t|X_{t+1}}^* = \arg \max_f \mathbb{E}[\log\{f(X_t|X_{t+1})\}]$, where f belongs to a Sobolev ball with the smoothness $\gamma \in \mathbb{N}_+ : \{f : \max_{\nu, \|\nu\|_1 \leq \gamma} \sup_x |D^\nu f(x)| < +\infty\}$. Given the data $\bar{\mathcal{I}}^{(\ell)}$ up to chunk ℓ , the estimated density functions are

$$\hat{f}_{X_{t+1}|X_t}^{(\ell)} = \arg \max_f \sum_{t=1}^{T-1} \log\{f(X_{t+1}|X_t)\}, \quad \hat{f}_{X_t|X_{t+1}}^{(\ell)} = \arg \max_f \sum_{t=1}^{T-1} \log\{f(X_t|X_{t+1})\},$$

based on the maximum likelihood. In the following, we focus on establishing the statistical properties of $\hat{f}_{X_{t+1}|X_t}^{(\ell)}$. The properties of $\hat{f}_{X_t|X_{t+1}}^{(\ell)}$ can be derived in similar manner.

Assumption 1. *Suppose the following conditions hold for the time series X_t .*

- (i) *Let X_t be stationary, and its β -mixing coefficient satisfy the that $\beta(t) \leq c_1 \exp(-c_2 t)$ for some constants $c_1, c_2 > 0$.*
- (ii) *Let \mathcal{X} denote the support of X_t , and \mathcal{X} be a compact subset of \mathbb{R}^d .*

Assumption 1(i) requires the β -mixing coefficient to decay exponentially with respect to t . Under the Markov property, it is equivalent to the geometric ergodicity condition (Bradley, 2005). Such a condition is commonly imposed in the time series literature (see, e.g., Cline and Pu, 1999; Liebscher, 2005; Wu and Shao, 2004). We also note that the β -mixing condition is not limited to a Markov process. For instance, Neumann (2011) considered a class of observation-driven Poisson count process, which is β -mixing but non-Markovian.

Assumption 2. *Suppose the following conditions hold for the true density function $f_{X_{t+1}|X_t}^*$.*

(i) Suppose $f_{X_{t+1}|X_t}^*(y|x)$ can be well-approximated by a conditional Gaussian mixture model with G components, in that, there exists some constant $\omega_1 > 0$, such that

$$\left| f_{X_{t+1}|X_t}^*(y|x) - \sum_{g=1}^G \frac{\alpha_g^*(x)}{\sqrt{2\pi}\sigma_g^*(x)} \exp\left\{-\frac{(y - \mu_g^*(x))^2}{2\sigma_g^{*2}(x)}\right\} \right| = O(G^{-\omega_1}),$$

where the big- O term is uniform in x and y .

(ii) Suppose $\{\mu_g^*\}_{g=1}^G$ and $\{\sigma_g^*\}_{g=1}^G$ are uniformly bounded away from infinity, and there exist a constant $C_0 > 0, \omega_2 \geq 0$, such that $\sigma_g^*(x) \geq C_0 G^{-\omega_2}$ for any g and x .

(iii) Suppose $\alpha_g^*(\cdot), \mu_g^*(\cdot),$ and $\sigma_g^*(\cdot), g = 1, \dots, G$, all lie in the Sobolev ball with the smoothness $\gamma \in \mathbb{N}_+ : \{f : \max_{\nu, \|\nu\|_1 \leq \gamma} \sup_x |D^\nu f(x)| < +\infty\}$, where the maximum is taken over all d -dimensional non-negative integer-valued vectors ν the sum of whose elements is no greater than γ , and $D^\alpha f$ is the weak derivative (Giné and Nickl, 2015).

(iv) Suppose $f_{X_{t+1}|X_t}^*(\cdot|\cdot)$ is uniformly bounded away from zero on $\mathcal{X} \times \mathcal{X}$.

Assumption 2(i) requires the true conditional density function $f_{X_{t+1}|X_t}^*$ can be well approximated by a conditional Gaussian mixture model, with a sufficiently large number of components G . This is reasonable, since the Gaussian mixture model can approximate any smooth density function, and the conditional Gaussian mixture model can approximate any smooth conditional density function (Dalal and Hall, 1983). Assumption 2(ii) to (iv) impose certain boundedness and smoothness conditions on the mean, variance, and weight functions used in the approximation of $f_{X_{t+1}|X_t}^*$, as well as on $f_{X_{t+1}|X_t}^*$ itself. All these conditions are reasonably mild and hold under numerous settings. We consider three examples to further illustrate.

Example 1. Suppose the true conditional density function $f_{X_{t+1}|X_t}^*$ follows a finite conditional Gaussian mixture model with bounded and smooth mean, variance, and weight functions. Then Assumption 2 trivially holds.

Example 2. Suppose $f_{X_{t+1}|X_t}^*$ follows an infinite conditional Gaussian mixture model, i.e.

$$f_{X_{t+1}|X_t}^*(y|x) = \int g(y_0|x) \phi_\sigma(y - y_0) dy_0, \quad (14)$$

where g denotes a certain conditional density function, and ϕ_σ denotes the probability density function of a Gaussian random variable with mean zero and variance σ^2 . Then under some mild conditions on g , the next lemma show that Assumption 2 holds.

Lemma 1. *Suppose (14) holds, with a conditional density function g bounded away from infinity. Suppose the support of $g(\cdot|x)$ is a subset of $[-C_1, C_1]$ for any x . It follows that*

$$\left| f_{X_{t+1}|X_t}^*(y|x) - \sum_{g=1}^G \alpha_g^*(x) \phi_\sigma \left(y + C_1 - \frac{2C_1(g-1)}{G} \right) \right| \leq c_4 G^{-1},$$

where $\alpha_g^*(x) = \int_{-C_1 + \frac{2C_1(g-1)}{G}}^{-C_1 + \frac{2C_1g}{G}} g(z|x) dz$, and c_4 is a positive constant independent of x and y .

According to Lemma 1, the mean $\{\mu_g^*(x)\}_{g=1}^G$ and variance $\{\sigma_g^*(x)\}_{g=1}^G$ are constant functions of x , which are equal to $2C_1(g-1)/K - C_1$ and σ . Then Assumption 2(i) holds with $\omega_1 = 1$, and Assumption 2(ii) holds with $\omega_2 = 0$. When g lies in the Sobolev ball with the smoothness parameter γ , so are the weight functions $\{\alpha_g^*\}_{g=1}^G$, and Assumption 2(iii) holds. Assumption 2(iv) holds as g is bounded away from zero. Besides, the approximation error rate obtained in Lemma 1 is $O(G^{-1})$ in L_∞ norm, which is shaper than the $O(G^{-1/2})$ rate in L_2 norm obtained in Barron (1993, Lemma 1), as we focus on the Gaussian mixture and one-dimensional case.

Example 3. *Suppose $f_{X_{t+1}|X_t}^*$ satisfies Assumption 2(iv), and is Lipschitz continuous, i.e., $|f^*(y_1|x) - f^*(y_2|x)| = O(|y_1 - y_2|)$ where the big- O -term is uniform in x . It follows from Nguyen and McLachlan (2019, Theorem 9) that f^* can be well-approximated by an infinite conditional Gaussian mixture model specified in (14) with $g = f^*$, with the approximation error $O(\sigma)$. In addition, similar to Lemma 1, we can show that this infinite conditional Gaussian mixture model can be approximated by the finite conditional Gaussian mixture model, with the approximation error $O(\sigma^{-1}G^{-1})$. By setting $\sigma = G^{-1/2}$, Assumption 2(i) holds with $\omega_1 = 1/2$. The mean and variance are both constant functions of x , and the variance is lower bounded by $G^{-1/2}$. Assumption 2(ii) thus holds with $\omega_2 = 1/2$. When f^* lies in the Sobolev ball with the smoothness parameter γ , so are the weight functions α_g^* , and Assumption 2(iii) holds.*

Assumption 3. *Suppose the following conditions hold for the MDN model.*

(i) Suppose the MDN function class is given by, for some sufficiently large constant C_2 ,

$$\mathcal{F} = \left\{ f(y|x) = \sum_{g=1}^G \frac{\alpha_g(x)}{\sqrt{2\pi}\sigma_g(x)} \exp \left\{ -\frac{(y - \mu_g(x))^2}{2\sigma_g^2(x)} \right\} : \inf_{x,y} f(y|x) \geq C_2^{-1}, \right. \\ \left. \sup_{x,g} |\mu_g(x)| \leq C_2, C_2^{-1}G^{-\omega_2} \leq \inf_{x,g} \sigma_g(x) \leq \sup_{x,g} \sigma_g(x) \leq C_2 \right\},$$

where α_g , μ_g and σ_g are parametrized via deep neural networks.

(ii) The total number of parameters W in the MDN model is proportional to $G^{(d+\gamma)/\gamma} T^{d/(2\gamma+d)} \log(GT)$, where γ is the smoothness parameter specified in Assumption 2(iii).

Assumption 3(i) is mainly to simplify the technical proof, since the estimated functions are bounded when both the model parameters and the data support are bounded. It is easy to enforce Assumption 3(i) in practice, by imposing range constraints on the model parameters. Assumption 3(ii) specifies the total number of parameters W , which represents a trade-off. On one hand, since we model $\{\alpha_g\}_{g=1}^G$, $\{\mu_g\}_{g=1}^G$ and $\{\sigma_g\}_{g=1}^G$ via deep neural networks, their approximation errors decay as W increases. On the other hand, the estimation error of MDN increases with W . We require W to be proportional to $G^{(d+\gamma)/\gamma} T^{d/(2\gamma+d)} \log(GT)$ to balance the bias-variance trade-off, and optimize the convergence rate of the MDN estimator. See the proof of Theorem 3 in the Appendix for more details.

Next, we establish the error bound of the MDN estimator $\widehat{f}_{X_{t+1}|X_t}^{(\ell)}$. The bound of $\widehat{f}_{X_t|X_{t+1}}^{(\ell)}$ is the same, and can be derived similarly.

Theorem 3. *Suppose Assumptions 1 and 2 hold. Then, there exist a certain MDN function class satisfying Assumption 3, such that the resulting MDN estimator $\widehat{f}_{X_{t+1}|X_t}^{(\ell)}$ satisfies that*

$$\left\| \widehat{f}_{X_{t+1}|X_t}^{(\ell)} - f_{X_{t+1}|X_t}^* \right\|_2 = \sqrt{\int_{x,y} |\widehat{f}_{X_{t+1}|X_t}^{(\ell)}(y|x) - f_{X_{t+1}|X_t}^*(y|x)|^2 dx dy} \\ \leq cd \left\{ G^{-\omega_1} + G^{\frac{\gamma+d}{2\gamma} + 4\omega_2} T^{-\frac{\gamma}{2\gamma+d}} \log^3(TG) \right\}, \quad (15)$$

for some constant $c > 0$, and any $\ell = 1, \dots, L$, with probability at least $1 - O(T^{-1})$.

We remark that the first term of the error bound in (15) is due to the approximation error of the conditional Gaussian mixture model, while the second term is due to the approximation

error of the deep neural networks and the estimation error of the MDN estimator. In general, the error bound increases with d and ω_2 , and decreases with γ and ω_1 . We next revisit Examples 1 to 3, and discuss the corresponding rate of convergence.

Example 1 revisited. In this example, the finite conditional Gaussian mixture model holds. As a result, G is finite and ω_1 can be chosen arbitrarily large. The error bound is then of the same order of magnitude as $dT^{-\gamma/\{2\gamma+d\}} \log^3(T)$. If the mean, variance, and weight functions are infinitely differentiable, i.e., $\gamma = +\infty$, then the MDN estimator achieves a convergence rate of $dT^{-1/2}$ up to some logarithmic term.

Example 2 revisited. In this example, the infinite conditional Gaussian mixture model holds. As a result, $\omega_1 = 1$ and $\omega_2 = 0$. By setting G to be proportional to $T^{2\gamma^2/\{(2\gamma+d)(3\gamma+d)\}}$, the error bound is minimized and is proportional to $dT^{-2\gamma^2/\{(2\gamma+d)(3\gamma+d)\}} \log^3(T)$. If $\gamma = +\infty$, then the MDN estimator achieves a convergence rate of $dT^{-1/3}$ up to some logarithmic term.

Example 3 revisited. In this example, we have $\omega_1 = \omega_2 = 1/2$. The error bound is minimized when G is proportional to $T^{2\gamma^2/\{(2\gamma+d)(6\gamma+d)\}}$, and the resulting convergence rate is $dT^{-\gamma^2/\{(2\gamma+d)(6\gamma+d)\}} \log^3(T)$. If $\gamma = +\infty$, then the MDN estimator achieves a convergence rate of $dT^{-1/12}$ up to some logarithmic term.

Finally, we remark on the problem of determining the order of a Markov model. In this case, we are interested in estimating the conditional density function of X_{t+K} given $X_t^{(K)}$ and X_{t-1} given $X_t^{(K)}$. Similar to Theorem 3, we can show that the corresponding error bound is of the same order of magnitude as

$$d[G^{-\omega_1} + G^{(\gamma+dK)/(2\gamma)+4\omega_2} T^{-\gamma/\{2\gamma+dK\}} \log^3(TG)].$$

We note that this upper bound depends on the order K only through the exponents of G and T .

4.2 Consistency of the proposed test

Given the error bound of the MDN estimator, we now establish the consistency, i.e., the size and power properties of our proposed test. We first show the bias of $\widehat{S}(q, \mu, \nu)$ converges at a faster rate than the forward and backward generators.

Assumption 4. Suppose $\widehat{f}_{X_{t+1}|X_t}^{(\ell)}$ and $\widehat{f}_{X_t|X_{t+1}}^{(\ell)}$ converge at a rate of $O(T^{-\kappa_0})$ for some $\kappa_0 > 0$.

More specifically, suppose

$$\sqrt{\mathbb{E} \int_{x,y} |\widehat{f}_{X_{t+1}|X_t}^{(\ell)}(y|x) - f_{X_{t+1}|X_t}^*(y|x)|^2 dx dy} = O(T^{-\kappa_0}),$$

$$\sqrt{\mathbb{E} \int_{x,y} |\widehat{f}_{X_t|X_{t+1}}^{(\ell)}(y|x) - f_{X_t|X_{t+1}}^*(y|x)|^2 dx dy} = O(T^{-\kappa_0}),$$

where the expectation is taken with respect to $\widehat{f}_{X_{t+1}|X_t}^{(\ell)}$ and $\widehat{f}_{X_t|X_{t+1}}^{(\ell)}$.

Theorem 4. Suppose Assumption 4 holds. Then under the null hypothesis H_0 ,

$$\sup_{q,\mu,\nu} |\mathbb{E} \widehat{S}(q, \mu, \nu)| = O(f_{\max} T^{-2\kappa_0}),$$

where $f_{\max} = \sup_x \max_{1 \leq t \leq T} f_{X_t}(x)$, and f_{X_t} denotes the marginal density function of X_t .

We note that, when the marginal density functions are uniformly bounded, Theorem 4 formally verifies the faster convergence rate of the bias of $\widehat{S}(q, \mu, \nu)$.

Next, we establish the size property of the proposed test.

Assumption 5. Suppose the following conditions hold.

- (i) The convergence rates for $\widehat{f}_{X_{t+1}|X_t}^{(\ell)}$ and $\widehat{f}_{X_t|X_{t+1}}^{(\ell)}$ are both $O(T^{-\kappa_0})$ for some $\kappa_0 > 1/4$.
- (ii) Suppose there exists some $\epsilon > 0$, such that the real and imaginary parts of $\{\exp(i\mu^\top X_{t+q}) - \varphi^*(\mu|X_{t+q-1})\} \{\exp(i\nu^\top X_t) - \psi^*(\nu|X_{t+1})\}$ have their variances greater than ϵ , for any μ, ν and $q \in \{0, \dots, Q\}$.
- (iii) Suppose $M = \kappa_1 T^{\kappa_2}$ for some $\kappa_1 > 0, \kappa_2 \geq 1/2$, and $Q \leq \max(\rho_0 T, T - 2)$ for some constant $0 < \rho_0 < 1$.
- (iv) Suppose B grows polynomially fast with respect to T .

Assumption 5(i) requires the convergence rates of $\widehat{f}_{X_{t+1}|X_t}^{(\ell)}$ and $\widehat{f}_{X_t|X_{t+1}}^{(\ell)}$ to be $o(T^{-1/4})$, which allows us to derive the size property of the test based upon Theorem 3. This condition is reasonable. For instance, when the time series dimension d is fixed, this corresponds to requiring that $\gamma > d/2$ for Example 1, and $\gamma > 2.69d$ for Example 2. Meanwhile, we may also relax this

condition, by using the theory of higher order influence functions (Robins et al., 2017). Assumption 5(ii) is a technical condition to help simplify the theoretical analysis. Essentially, it is used to guarantee that the diagonal elements of the asymptotic covariance matrix are bounded away from zero. When the fitted MDN is consistent, it follows that the diagonal elements of the estimated covariance matrix are bounded away from zero as well, with probability tending to 1. This allows us to apply Theorem 1 of Chernozhukov et al. (2017) to establish the size property. This condition automatically holds when the conditional density functions $f_{X_{t+1}|X_t}^*$, $f_{X_t|X_{t+1}}^*$, $\|\mu_b\|_{2S}$ and $\|\nu_b\|_{2S}$ are uniformly bounded away from zero. Meanwhile, if we truncate the diagonal elements of the estimated covariance matrix from below by some small positive constant, then this condition is not needed, and the subsequent test remains valid to control the type-I error. Finally, Assumption 5(iii) and (iv) impose some requirements on the parameters M, Q and B . In particular, B is allowed to diverge with T . Therefore, the classical weak convergence theorem is not applicable to show the asymptotic equivalence between the distribution of the test statistic and that of the bootstrap samples given the data. To overcome this issue, we employ the high-dimensional martingale central limit theorem recently developed by Belloni and Oliveira (2018).

Theorem 5. *Suppose Assumptions 1 and 5 hold. Then, as $T \rightarrow \infty$, $\mathbb{P}(\widehat{S} > \widehat{c}_\alpha) = \alpha + o(1)$ under the null hypothesis.*

Next, we establish the power property of the proposed test.

Assumption 6. *Suppose the following conditions hold.*

- (i) *Suppose $\sup_{q,\mu,\nu} S_0(q, \mu, \nu) \gg T^{-1/2} \log^{1/2}(T)$, where $S_0(q, \mu, \nu) = |\mathbb{E}\{\exp(i\mu^\top X_{t+q}) - \varphi^*(\mu|X_{t+q-1})\} \{\exp(i\nu^\top X_t) - \psi^*(\nu|X_{t+1})\}|$.*
- (ii) *Suppose $B = \kappa_3 T^{\kappa_4}$ for some $\kappa_3 > 0, \kappa_4 \geq 1/2$.*

Assumption 6(i) measures the degree to which the alternative hypothesis deviates from the null. This is because, for $q = 1, \dots, Q$, the quantity

$$\sup_{f,g} |\mathbb{E}[f(X_{t+q}) - \mathbb{E}\{f(X_{t+q})|X_{t+q-1}\}] [g(X_t) - \mathbb{E}\{g(X_t)|X_{t+1}\}]| \quad (16)$$

measures the weak conditional dependence between X_{t+q} and X_t given X_{t+q-1} and X_{t+1} (Daudin, 1980). Here, the supremum is taken with respect to the class of all squared integrable functions of X , i.e., $L_2(X)$. According to the Weierstrass approximation theorem, the class of trigonometric polynomials are dense in $L_2(X)$. As such, (16) is equal to zero if and only if $\sup_{\mu, \nu} S_0(q, \mu, \nu) = 0$. Therefore, $\sup_{q, \mu, \nu} S_0(q, \mu, \nu)$ measures the degree to which the alternative hypothesis deviates from the null, and we require it to be lower bounded. Assumption 6(ii) is mild as B is user-specified.

Theorem 6. *Suppose Assumptions 1, 5(i) to (iii), and 6 hold. Then, as $T \rightarrow \infty$, $\mathbb{P}(\widehat{S} > \widehat{c}_\alpha) \rightarrow 1$ under the alternative hypothesis.*

We remark that our proposed test is built on weak conditional independence, and thus is not consistent against *all* alternatives. There are cases when (16) equals zero but (2) does not hold, since weak conditional independence does not fully characterize conditional independence. In those cases, our test becomes powerless. A possible remedy is to consider an alternative doubly robust test statistics based on

$$\mathbb{E} \left[\left\{ \exp(i\mu^\top X_{t+q}) - \varphi^*(\mu | X_{t+q-1}) \right\} \left\{ \exp(i\nu^\top X_t) - \psi^*(i\nu^\top X_{t+1}) \right\} \exp\{i(X_{t+1}^\top, \dots, X_{t+q-1}^\top)\omega_q\} \right].$$

The above expectation equals zero for any $q \geq 2$, $\mu, \nu \in \mathbb{R}^d$, and $\omega_q \in \mathbb{R}^{d(q-1)}$, and the resulting supremum type test is consistent against all alternative hypotheses. However, it is computationally more expensive, since a large number of Monte Carlo samples $\{(\mu_b, \nu_b, \omega_{q,b})\}_b$ are needed to approximate the supremum over the space of $\mathbb{R} \times \mathbb{R} \times \mathbb{R}^{d(q-1)}$ when q is large. In addition, our numerical analysis finds this test less powerful compared to our proposed test. This agrees with the observation in the literature that, even though the test based on weak conditional dependence is not consistent against all alternatives, it may benefit from a simple procedure, and thus a better power property (Li and Fan, 2020).

We also note that, Theorems 5 to 6 have suggested some theoretical choices of the parameters L, B, M, Q . In practice, we recommend to set L fixed, and set M to be proportional to the

sample size. Besides, we choose a large value for Q that is proportional to T , and also choose a large B . We discuss their empirical choices in the next section.

5 Simulations

We study the empirical performance of our proposed test through simulations. We consider three different Markov time series models, each with order $K = 3$, dimension $d = 3$, and varying length $T = \{500, 1000, 1500, 2000\}$. We apply the proposed sequential testing procedure for $k = 1, 2, \dots, 5$, and report the percentage of times out of 500 data replications when the null hypothesis is rejected. When $k < K$, this percentage reflects the empirical power of the test, and when $k \geq K$, it shows the empirical size.

We consider a linear type VAR model, a nonlinear type threshold model, and a nonlinear type GARCH model, all of which are commonly used in the time series literature (e.g., Auestad and Tjøstheim, 1990; Cheng and Tong, 1992; Tschernig and Yang, 2000).

Model 1: VAR Model

$$A_1 = \begin{pmatrix} 0.5 & -0.2 & -0.2 \\ -0.2 & 0.5 & -0.2 \\ -0.2 & -0.2 & 0.5 \end{pmatrix}, A_2 = \begin{pmatrix} -0.5 & 0.2 & 0.2 \\ 0.2 & -0.5 & 0.2 \\ 0.2 & 0.2 & -0.5 \end{pmatrix}, A_3 = \begin{pmatrix} 0.4 & -0.1 & -0.1 \\ -0.1 & 0.4 & -0.1 \\ -0.1 & -0.1 & 0.4 \end{pmatrix},$$

$$X_t = A_1 X_{t-1} + A_2 X_{t-2} + A_3 X_{t-3} + \varepsilon_t$$

where $X_t, \varepsilon_t \in \mathbb{R}^3$, and $\varepsilon_{t,1}, \varepsilon_{t,2}, \varepsilon_{t,3} \stackrel{iid}{\sim} \text{Normal}(0, 0.5)$.

Model 2: Threshold Model

$$A_1 = \begin{pmatrix} 0.5 & -0.2 & -0.2 \\ -0.2 & 0.5 & -0.2 \\ -0.2 & -0.2 & 0.5 \end{pmatrix}, A_2 = \begin{pmatrix} -0.5 & 0.2 & 0.2 \\ 0.2 & -0.5 & 0.2 \\ 0.2 & 0.2 & -0.5 \end{pmatrix}, A_3 = \begin{pmatrix} 0.4 & -0.1 & -0.1 \\ -0.1 & 0.4 & -0.1 \\ -0.1 & -0.1 & 0.4 \end{pmatrix},$$

$$B_1 = \begin{pmatrix} 0.3 & -0.1 & -0.1 \\ -0.1 & 0.3 & -0.1 \\ -0.1 & -0.3 & 0.3 \end{pmatrix}, B_2 = \begin{pmatrix} -0.3 & 0.1 & 0.1 \\ 0.1 & -0.3 & 0.1 \\ 0.1 & 0.1 & -0.3 \end{pmatrix}, B_3 = \begin{pmatrix} 0.25 & -0.05 & -0.05 \\ -0.05 & 0.25 & -0.05 \\ -0.05 & -0.05 & 0.25 \end{pmatrix},$$

$$\begin{cases} X_t = A_1 X_{t-1} + A_2 X_{t-2} + A_3 X_{t-3} + \varepsilon_t & \text{if } \sum_{j=1}^3 X_{t-1,j} \leq 0 \\ X_t = B_1 X_{t-1} + B_2 X_{t-2} + B_3 X_{t-3} + \varepsilon_t & \text{if } \sum_{j=1}^3 X_{t-1,j} > 0 \end{cases}$$

where $X_t, \varepsilon_t \in \mathbb{R}^3$, and $\varepsilon_{t,1}, \varepsilon_{t,2}, \varepsilon_{t,3} \stackrel{iid}{\sim} \text{Normal}(0, 0.5)$.

Model 3: Multivariate ARCH Model

$$\begin{cases} X_t = A\tilde{X}_t, \quad \tilde{X}_t = (\tilde{X}_{t,1}, \tilde{X}_{t,2}, \tilde{X}_{t,3})^\top, \quad \tilde{X}_{t,j} = h_{t,j}^{\frac{1}{2}}\varepsilon_{t,j}, \quad j = 1, 2, 3 \\ h_{t,1} = 0.1 + 0.6\tilde{X}_{t-1,1}^2 + 0.35\tilde{X}_{t-3,1}^2 \\ h_{t,2} = 0.2 + 0.8\tilde{X}_{t-1,2}^2 + 0.05\tilde{X}_{t-2,2}^2 + 0.1\tilde{X}_{t-3,2}^2 \\ h_{t,3} = 0.1 + 0.3\tilde{X}_{t-1,3}^2 + 0.65\tilde{X}_{t-3,3}^2 \end{cases} \quad A = \begin{pmatrix} 1 & 0.2 & 0.2 \\ 0.2 & 1 & 0.2 \\ 0.2 & 0.2 & 1 \end{pmatrix},$$

where $X_t, \varepsilon_t \in \mathbb{R}^3$, and $\varepsilon_{t,1}, \varepsilon_{t,2}, \varepsilon_{t,3} \stackrel{iid}{\sim} \text{Normal}(0, 0.5)$.

We apply the proposed test. For the hyper-parameters, we propose to select the number of mixture components G using cross-validation, as its choice is important to the empirical performance. When G is small, the fitted MDN model may suffer from a large bias, leading to an inflated type-I errors, whereas when G is large, the model may be overfitted, yielding a more variable test statistic. For the number of pairs B , a larger value of B generally improves the power of the test, but also increases the computational cost. We thus fix it at $B = 1000$ to achieve a trade-off between the power and the computational cost. For the rest of parameters, including the number of data chunks L , the number of pseudo samples M , and the largest number of lags Q , we conduct a sensitivity analysis in Section .2.1 of the Supplementary Appendix. We find that the proposed test is not overly sensitive to the choice of these parameters, as long as they are in a reasonable range. We thus set $L = 3$, $M = 100$, and $Q = 10$ in our numerical studies. For MDN, we fix the number of layers $H = 1$, and vary the number of nodes U per hidden layer to vary the total number of parameters, and correspondingly the overall complexity of MDN. We carry out another sensitivity analysis for U in Section .2.1, and again find a similar performance of the test in a range of values of U , so we fix $U = 20$ for the first two models, and $U = 40$ for the last model, as the last one is more complex. We estimate the parameters of MDN through maximum likelihood, where the derivative of the likelihood function with respect to each parameter is derived and the back-propagation is employed. In our implementation, we employ the Adam algorithm (Kingma and Ba, 2015), and use Python and Tensorflow (Dillon et al., 2017). We publish our code on GitHub¹.

¹https://github.com/yunzhe-zhou/markov_test

Table 1: Percentage of times out of 500 data replications when the null hypothesis is rejected under the significance level $\alpha = 0.05$. The true order of the Markov model is $K = 3$ in all examples. Three methods are compared: our proposed test (MDN), Shi et al. (2020)’s method (RF), and Chen and Hong (2012)’s method (LPF).

Model 1: VAR Model									
	T = 500			T = 1000			T = 1500		
k	MDN	RF	LPF	MDN	RF	LPF	MDN	RF	LPF
1	0.952	0.980	0.010	1.000	1.000	0.280	1.000	1.000	0.722
2	0.258	0.508	0.016	0.856	0.954	0.116	0.992	1.000	0.204
3	0.052	0.422	0.020	0.042	0.762	0.132	0.060	0.934	0.200
4	0.042	0.060	0.020	0.044	0.048	0.112	0.058	0.048	0.200
5	0.056	0.052	0.032	0.044	0.050	0.134	0.048	0.044	0.220
Model 2: Threshold Model									
	T = 500			T = 1000			T = 1500		
k	MDN	RF	LPF	MDN	RF	LPF	MDN	RF	LPF
1	0.614	0.704	0.000	0.998	0.998	0.168	1.000	1.000	0.484
2	0.160	0.246	0.028	0.716	0.692	0.122	0.976	0.966	0.278
3	0.062	0.126	0.026	0.056	0.128	0.118	0.066	0.234	0.170
4	0.040	0.070	0.028	0.036	0.042	0.112	0.048	0.052	0.188
5	0.060	0.068	0.030	0.056	0.038	0.096	0.034	0.038	0.146
Model 3: Multivariate ARCH Model									
	T = 1000			T = 1500			T = 2000		
k	MDN	RF	LPF	MDN	RF	LPF	MDN	RF	LPF
1	0.368	0.842	0.244	0.648	0.966	0.552	0.846	1.000	0.840
2	0.332	0.826	0.240	0.642	0.960	0.528	0.838	1.000	0.734
3	0.064	0.398	0.098	0.044	0.520	0.210	0.058	0.794	0.284
4	0.042	0.286	0.090	0.050	0.356	0.202	0.054	0.554	0.236
5	0.064	0.252	0.094	0.058	0.328	0.154	0.064	0.484	0.228

We compare our proposed test with two baseline tests for the Markov property, including the test by Chen and Hong (2012), which used local polynomial regressions (LPF) to estimate the CCFs, and a version of the random forest-based test by Shi et al. (2020), which was designed for reinforcement learning, and is modified and adapted to our setting. In addition, Chen and Hong (2012) suggested two methods to compute the p -value for their test. The first method estimates the asymptotic variance of the test and uses a normal approximation. The second method employs bootstrap. In our settings, we find that the bootstrap procedure is extremely slow for a large T . As such, we calculate the p -value based on the normal approximation.

Tables 1 reports the empirical rejection rate of each test under the significance level $\alpha = 0.05$, aggregated over 500 data replications. It can be seen that the proposed test effectively controls the type-I error when $k \geq 3$, and is very powerful when $k < 3$. To the contrary, both the two baseline tests suffer from inflated type-I errors for large T . For instance, when $T \geq 1000$, the type-I error of the test of Chen and Hong (2012) exceeds 0.09 in all cases. This is probably due to that the local polynomial regression tends to suffer with a larger dimension in the multivariate setting (Taylor and Einbeck, 2013). The test of Shi et al. (2020) has considerably large type-I errors when applied to the multivariate ARCH model. This is likely due to the fact that their test was not designed for time series data.

Finally, we report the computation time of the proposed test. We ran all simulations on savio2 htc node of the UC Berkeley Computing Platform, with 12 CPUs and 128 GB RAM, and it took around 2 minutes on average for a single data replication. We also run an example on a regular laptop computer with a single CPU and 8 GB memory RAM, and it took around 20 minutes on average for one data replication.

6 Real Data Applications

We illustrate our method with three datasets: the temperature dataset (Example 1 of Chang et al., 2018), the PM2.5 dataset (Example 4 of Chang et al., 2018), and the diabetes dataset (Marling and Bunescu, 2018).

The first dataset consists of the monthly temperature of seven cities in Eastern China from January 1954 to December 1998. To remove the seasonal trend, we subtract the average across the same month of the year. This ensures that the resulting time series is stationary. The resulting time series has dimension $d = 7$ and length $T = 528$.

The second dataset consists of the daily average PM2.5 concentration readings, in the logarithmic scale, at 74 monitoring stations in Beijing and nearby areas of China from January 1, 2015 to December 31, 2016. PM2.5 refers to the mix of solid and liquid particles whose diameters are smaller than 2.5 micrometers, and is a key measure of air quality and pollution. We again subtract the average across the same day of the year. The resulting times series has

dimension $d = 74$ and length $T = 731$.

The third dataset consists of measurements, recorded every 5 minutes, involving blood glucose level, meal, exercise and insulin treatment from six patients with type-I diabetes over eight weeks. We divide each day into one-hour intervals, and compute the average blood glucose level, the carbohydrate estimate for the meal, the exercise intensity, and the amount of insulin received during the one-hour interval. For each patient, the resulting time series has dimension $d = 4$ and length $T = 1100$.

We note that the third data example is different from the other two examples as well as the setting of our problem in several ways. First, for each d_0 -dimensional time series, there are $N = 6$ replications corresponding to 6 patients. Second, for the $d_0 = 4$ variables, it is of interest to test the Markov property for three of them, but not the insulin amount, because the amount of insulin is determined by the patients themselves. In addition, the insulin amount should be included in the conditioning set, because it directly affects the blood glucose level. Finally, for the carbohydrate estimate of the meal and the exercise intensity, a good portion of the measurements are zero, because no meal or exercise was taken in those time intervals. We modify the test in Algorithm 1 to accommodate these differences. Specifically, in Step 1, to tackle multiple replications, instead of splitting a single time series into multiple chunks, we now randomly split N replications into multiple chunks of similar sizes. In Step 2, to test the Markov property of a subset of variables of the multivariate time series, instead of estimating $\hat{f}_{X_t|X_{t-1}}^{(\ell)}$, we now estimate the forward generator $\hat{f}_{\tilde{X}_t|X_{t-1}}^{(\ell)}$, where \tilde{X}_t only includes those variables to test about. Meanwhile, we still estimate the backward generator $\hat{f}_{X_t|X_{t-1}}^{(\ell)}$ as before. Also in Step 2, to tackle the issue that some observed time series involve many zeros, we fit a logistic regression to estimate the conditional densities, while we still use MDN for other continuous time series. The rest of steps remain essentially the same as in Algorithm 1.

We apply the proposed test, as well as the two alternative tests of Chen and Hong (2012) and Shi et al. (2020), for $k = 1, 2, \dots, 12$ sequentially, to the three datasets. Table 2 reports the corresponding p -values. For both the temperature and PM2.5 datasets, our test suggests the Markov property holds. This result is consistent with the findings in the literature, as a simple

Table 2: The p -values of the sequential tests for $k = 1, 2, \dots, 12$ for the three datasets: the temperature data, the PM2.5 data, and the diabetes data, by the three methods: our proposed test (MDN), Shi et al. (2020)’s method (RF), and Chen and Hong (2012)’s method (LPF).

Order k	1	2	3	4	5	6	7	8	9	10	11	12
MDN												
Temperature data	0.110	0.187	0.371	0.591	0.454	0.282	0.186	0.049	0.206	0.117	0.780	0.027
PM2.5 data	0.394	0.365	0.259	0.467	0.706	0.140	0.288	0.437	0.312	0.168	0.355	0.470
Diabetes data	0	0.010	0.030	0.240	0.243	0.421	0.436	0.485	0.360	0.338	0.485	0.411
RF												
Temperature data	0	0.097	0.154	0.063	0.023	0.052	0.052	0.026	0.025	0.037	0.019	0.031
PM2.5 data	0.052	0.004	0.067	0.047	0.056	0.044	0.029	0.006	0.052	0.119	0.137	0.119
Diabetes data	0	0.001	0.003	0.097	0.084	0.092	0.066	0.069	0.091	0.103	0.124	0.096
LPF												
Temperature data	0.805	0.847	0.513	0.807	0.250	0.754	0.705	0.144	0.448	0.214	0.948	0.315
PM2.5 data	0.201	0.645	0.522	0.336	0.493	0.265	0.245	0.035	0.676	0.091	0.857	0.491
Diabetes data	0	0.225	0.036	0.001	0.915	0.131	0.668	0.866	0.135	0.068	0.935	0.013

vector autoregressive model of order 1 is sufficient to model these high-dimensional datasets (see, e.g., Chang et al., 2018). For the diabetes data, the test suggests the order of the Markov model is 4, which is consistent with the finding of Shi et al. (2020). By contrast, the test of Chen and Hong (2012) yields a large p -value when $k = 2$ then a very small p -value when $k = 4$ for the diabetes dataset. The test of Shi et al. (2020) tends to select a large value of k for both the temperature dataset and the PM2.5 dataset.

References

- Ait-Sahalia, B. Y. (1997). Do interest rates really follow continuous-time markov diffusions? *Technical Report*, 1–43.
- Anthony, M., P. L. Bartlett, P. L. Bartlett, et al. (1999). *Neural network learning: Theoretical foundations*, Volume 9. cambridge university press Cambridge.
- Auestad, B. and D. Tjøstheim (1990, 12). Identification of nonlinear time series: First order characterization and order determination. *Biometrika*.
- Barron, A. R. (1993). Universal approximation bounds for superpositions of a sigmoidal function. *IEEE Transactions on Information theory*, 930–945.

- Bartlett, P. L., O. Bousquet, and S. Mendelson (2005). Local rademacher complexities. *The Annals of Statistics* 33(4), 1497–1537.
- Belloni, A. and R. I. Oliveira (2018). A high dimensional central limit theorem for martingales, with applications to context tree models. *arXiv preprint arXiv:1809.02741*.
- Berbee, H. C. P. (1979). Random walks with stationary increments and renewal theory.
- Bercu, B. and A. Touati (2008). Exponential inequalities for self-normalized martingales with applications. *Ann. Appl. Probab.* 18(5), 1848–1869.
- Bishop, C. (1994, 01). Mixture density networks. *Technical Report*, 1–26.
- Bradley, R. C. (2005). Basic properties of strong mixing conditions. A survey and some open questions. *Probab. Surv.* 2, 107–144. Update of, and a supplement to, the 1986 original.
- Breiman, L. (2001). Random forests. *Machine learning*, 5–32.
- Chang, J., B. Guo, and Q. Yao (2018, 10). Principal component analysis for second-order stationary vector time series. *The Annals of Statistics*, 2094–2124.
- Chen, B. and Y. Hong (2012). Testing for the Markov property in time series. *Econometric Theory* 28(1), 130–178.
- Chen, M., Y. Wang, T. Liu, Z. Yang, X. Li, Z. Wang, and T. Zhao (2020). On computation and generalization of generative adversarial imitation learning. *arXiv preprint arXiv:2001.02792*.
- Cheng, B. and H. Tong (1992, 01). On consistent nonparametric order determination and chaos. *Journal of the Royal Statistical Society: Series B (Methodological)*, 427–449.
- Chernozhukov, V., D. Chetverikov, M. Demirer, E. Duflo, C. Hansen, W. Newey, and J. Robins (2018). Double/debiased machine learning for treatment and structural parameters.
- Chernozhukov, V., D. Chetverikov, and K. Kato (2012, 12). Gaussian approximation of suprema of empirical processes. *The Annals of Statistics*.

- Chernozhukov, V., D. Chetverikov, and K. Kato (2013). Gaussian approximations and multiplier bootstrap for maxima of sums of high-dimensional random vectors. *The Annals of Statistics* 41(6), 2786–2819.
- Chernozhukov, V., D. Chetverikov, and K. Kato (2017). Detailed proof of nazarov’s inequality. *arXiv preprint arXiv:1711.10696*.
- Cline, D. B. and H.-m. H. Pu (1999). Geometric ergodicity of nonlinear time series. *Statistica Sinica*, 1103–1118.
- Dalal, S. and W. Hall (1983). Approximating priors by mixtures of natural conjugate priors. *Journal of the Royal Statistical Society: Series B (Methodological)* 45(2), 278–286.
- Daudin, J. (1980). Partial association measures and an application to qualitative regression. *Biometrika*, 581–590.
- Dedecker, J. and S. Louhichi (2002). Maximal inequalities and empirical central limit theorems. In *Empirical process techniques for dependent data*, pp. 137–159. Springer.
- Dillon, J. V., I. Langmore, D. Tran, E. Brevdo, S. Vasudevan, D. Moore, B. Patton, A. Alemi, M. Hoffman, and R. A. Saurous (2017). Tensorflow distributions. *arXiv preprint arXiv:1711.10604*.
- Farrell, M., T. Liang, and S. Misra (2021, 01). Deep neural networks for estimation and inference. *Econometrica*, 181–213.
- Giné, E. and R. Nickl (2015). *Mathematical Foundations of Infinite-Dimensional Statistical Models*. Cambridge Series in Statistical and Probabilistic Mathematics. Cambridge University Press.
- Hamilton, J. D. (2020). *Time series analysis*. Princeton university press.
- Imaizumi, M. and K. Fukumizu (2019). Deep neural networks learn non-smooth functions effectively. In *The 22nd international conference on artificial intelligence and statistics*, pp. 869–878. PMLR.

- Jo, Y., S. Yang, and S. J. Kim (2021). Srflow-da: Super-resolution using normalizing flow with deep convolutional block. In *Proceedings of the IEEE/CVF Conference on Computer Vision and Pattern Recognition*, pp. 364–372.
- Kingma, D. P. and J. Ba (2015). Adam: A method for stochastic optimization. In *ICLR (Poster)*.
- Kobyzev, I., S. Prince, and M. Brubaker (2020). Normalizing flows: An introduction and review of current methods. *IEEE Transactions on Pattern Analysis and Machine Intelligence*.
- Koohababni, N. A., M. Jahanifar, A. Gooya, and N. Rajpoot (2018). Nuclei detection using mixture density networks. In *International Workshop on Machine Learning in Medical Imaging*, pp. 241–248. Springer.
- LeCun, Y., Y. Bengio, and G. Hinton (2015). Deep learning. *Nature*, 436–444.
- Li, C. and X. Fan (2020). On nonparametric conditional independence tests for continuous variables. *WIREs Computational Statistics* 12(3), e1489.
- Liang, T. (2021). How well generative adversarial networks learn distributions. *The Journal of Machine Learning Research* 22(1), 10366–10406.
- Liebscher, E. (2005). Towards a unified approach for proving geometric ergodicity and mixing properties of nonlinear autoregressive processes. *Journal of Time Series Analysis*, 669–689.
- Luedtke, A. R. and M. J. v. d. Laan (2018). Parametric-rate inference for one-sided differentiable parameters. *Journal of the American Statistical Association* 113(522), 780–788.
- Luedtke, A. R. and M. J. Van Der Laan (2016). Statistical inference for the mean outcome under a possibly non-unique optimal treatment strategy. *Annals of statistics*, 713.
- Marling, C. and R. C. Bunescu (2018). The ohio1dm dataset for blood glucose level prediction. In *KHD@ IJCAI*.
- Mendelson, S. (2003). A few notes on statistical learning theory. In *Advanced lectures on machine learning*, pp. 1–40. Springer.

- Mirza, M. and S. Osindero (2014). Conditional generative adversarial nets. *arXiv preprint arXiv:1411.1784*.
- Neumann, M. H. (2011). Absolute regularity and ergodicity of poisson count processes. *Bernoulli* 17(4), 1268–1284.
- Nguyen, H. D. and G. McLachlan (2019). On approximations via convolution-defined mixture models. *Communications in Statistics-Theory and Methods*, 3945–3955.
- Robins, J. M., L. Li, R. Mukherjee, E. T. Tchetgen, and A. van der Vaart (2017). Minimax estimation of a functional on a structured high-dimensional model. *The Annals of Statistics*, 1951–1987.
- Romano, J. P. and C. DiCiccio (2019). *Multiple data splitting for testing*. Department of Statistics, Stanford University.
- Rothfuss, J., F. Ferreira, S. Walther, and M. Ulrich (2019). Conditional density estimation with neural networks: Best practices and benchmarks. *arXiv preprint arXiv:1903.00954*.
- Shi, C., R. Song, W. Lu, and R. Li (2021). Statistical inference for high-dimensional models via recursive online-score estimation. *Journal of the American Statistical Association* 116(535), 1307–1318.
- Shi, C., R. Wan, R. Song, W. Lu, and L. Leng (2020). Does the markov decision process fit the data: Testing for the markov property in sequential decision making. In *Thirty-Seventh International Conference on Machine Learning*.
- Shi, C., S. Zhang, W. Lu, and R. Song (2022). Statistical inference of the value function for reinforcement learning in infinite-horizon settings. *Journal of the Royal Statistical Society: Series B (Statistical Methodology)* 84(3), 765–793.
- Shu, R., H. H. Bui, and M. Ghavamzadeh (2017). Bottleneck conditional density estimation. In *International Conference on Machine Learning*, pp. 3164–3172. PMLR.

- Sohn, K., H. Lee, and X. Yan (2015). Learning structured output representation using deep conditional generative models. *Advances in neural information processing systems*, 3483–3491.
- Taylor, J. and J. Einbeck (2013). Challenging the curse of dimensionality in multivariate local linear regression. *Computational Statistics* 28(3), 955–976.
- Tschernig, R. and L. Yang (2000, 02). Nonparametric lag selection for time series. *Journal of Time Series Analysis*.
- Tsiatis, A. (2007). *Semiparametric theory and missing data*. Springer Science & Business Media.
- Vieu, P. (1995). Order choice in nonlinear autoregressive models. *Statistics* 26(4), 307–328.
- Wang, T.-C., M.-Y. Liu, J.-Y. Zhu, A. Tao, J. Kautz, and B. Catanzaro (2018, June). High-resolution image synthesis and semantic manipulation with conditional gans. In *Proceedings of the IEEE Conference on Computer Vision and Pattern Recognition (CVPR)*.
- Wu, W. and X. Shao (2004, 06). Limit theorems for iterated random functions. *Journal of Applied Probability*.
- Yan, X., J. Yang, K. Sohn, and H. Lee (2016). Attribute2image: Conditional image generation from visual attributes. In *European Conference on Computer Vision*, pp. 776–791. Springer.
- Yao, Q. W. and H. Tong (1994). On subset selection in non-parametric stochastic regression. *Statistica Sinica* 4(1), 51–70.
- Zhou, X., Y. Jiao, J. Liu, and J. Huang (2022). A deep generative approach to conditional sampling. *Journal of the American Statistical Association in press*.
- Zhou, X., W. Su, C. Liu, Y. Jiao, X. Zhao, and J. Huang (2022). Deep generative survival analysis: Nonparametric estimation of conditional survival function. *arXiv preprint arXiv:2205.09633*.

In this supplement, we first present the proofs of all the theoretical results in the paper, and some useful auxiliary lemmas. We then present some additional numerical results.

.1 Proofs

.1.1 Proof of Lemma 1

Denote a G -partition of the interval $[-C_1, C_1]$ as $a_1 = -C_1, a_2 = -C_1 + 2C_1/G, \dots, a_g = -C_1 + 2C_1(g-1)/G, \dots, a_{G+1} = C_1$. Since the support of g belongs to the interval $[-C_1, C_1]$,

$$f^*(y|x) = \int_{-C_1}^{C_1} g(y_0|x) \phi_\sigma(y - y_0) dy_0 = \sum_{g=1}^G \int_{a_g}^{a_{g+1}} g(y_0|x) \phi_\sigma(y - y_0) dy_0. \quad (17)$$

It follows from Taylor's theorem that

$$\phi_\sigma(y - y_0) = \phi_\sigma(y - a_g) - \phi'_\sigma(y - \eta_{g,y_0})(y_0 - a_g) \leq \phi_\sigma(y - a_g) + c(y_0 - a_g),$$

for some η_{g,y_0} that lies between y_0 and a_g , where the constant $c = 2C_1/\sqrt{2\pi\sigma^3}$ is uniform in (g, y_0) . This, together with (17), yields that

$$f^*(y|x) \leq \sum_{g=1}^G \int_{a_g}^{a_{g+1}} g(y_0|x) dy_0 \phi_\sigma(y - a_g) + c \sum_{g=1}^G \int_{a_g}^{a_{g+1}} g(y_0|x) (y_0 - a_g) dy_0.$$

Given that g is uniformly bounded away from infinity, the second term on the right-hand-side is of the order of magnitude $O(G^{-1})$. This completes the proof of Lemma 1. \square

.1.2 Proof of Theorem 1

The proof is similar to that of Theorem 1 of Shi et al. (2020), and we outline the key steps here.

Specifically, if the conditional independence (2) holds, it follows that

$$\varphi^*(\mu|X_{t+q-1}) \mathbb{E}[\exp(i\nu^\top X_t) | \{X_j\}_{t < j \leq t+q-1}] = \mathbb{E}[\exp(i\mu^\top X_{t+q} + i\nu^\top X_t) | \{X_j\}_{t < j \leq t+q-1}],$$

almost surely, for any $t > 0, q \geq 2$ and the vectors $\mu, \nu \in \mathbb{R}^d$.

When (3) holds, we begin with $q = 2$. We have that

$$\varphi^*(\mu|X_{t+1}) \mathbb{E}\{\exp(i\nu^\top X_t) | X_{t+1}\} = \mathbb{E}[\exp(i\mu^\top X_{t+2} + i\nu^\top X_t) | X_{t+1}],$$

almost surely, for any $t > 0$ and $\mu, \nu \in \mathbb{R}^d$. By Lemma 3 of Shi et al. (2020), we obtain that

$$X_{t+2} \perp\!\!\!\perp X_t \mid X_{t+1}, \quad \text{for any } t > 0.$$

For $q = 3$, by (3), we have that

$$\varphi^*(\mu|X_{t+2})\mathbb{E}\{\exp(i\nu^\top X_t)|\{X_j\}_{t < j \leq t+2}\} = \mathbb{E}[\exp(i\mu^\top X_{t+q} + i\nu^\top X_t)|\{X_j\}_{t < j \leq t+2}], \quad (18)$$

for any $t > 0, \mu, \nu \in \mathbb{R}^d$. For any $v \in \mathbb{R}^d$, multiplying both sides of (18) by $\exp(i\nu^\top X_{t+1})$ and taking the expectation with respect to X_{t+1} conditional on X_{t+2} , we obtain that

$$\begin{aligned} & \mathbb{E}\{\exp(i\mu^\top X_{t+3}) | X_{t+2}\} \mathbb{E}\{\exp(i\nu^\top X_t + i\nu^\top X_{t+1}) | X_{t+2}\} \\ &= \mathbb{E}\{\exp(i\mu^\top X_{t+3} + i\nu^\top X_t + i\nu^\top X_{t+1}) | X_{t+2}\}. \end{aligned}$$

By Lemma 3 of Shi et al. (2020) again, we obtain that

$$X_{t+3} \perp\!\!\!\perp X_t, X_{t+1} | X_{t+2}, \quad \text{for any } t > 0.$$

Similarly, we can show that, for any $q > 4$,

$$X_{t+q} \perp\!\!\!\perp \{X_j\}_{t \leq j < t+q-1} | X_{t+q-1}, \quad \text{for any } t > 0.$$

This completes the proof of Theorem 1. \square

.1.3 Proof of Theorem 2

When $\varphi = \varphi^*$, we have that,

$$\mathbb{E}[\exp(i\mu^\top X_{t+q+1}) - \varphi^*(\mu|X_{t+q})|\{X_j\}_{j \leq t+q}] = 0,$$

under the Markov property. Therefore, Equation (5) in Theorem 2 holds. In addition, we have $X_{t-1} \perp\!\!\!\perp \{X_j\}_{j > t} | X_t$ for any $t > 1$. When $\psi = \psi^*$, we can similarly show that,

$$\mathbb{E}[\exp(i\nu^\top X_{t-1}) - \psi^*(\nu|X_t)|\{X_j\}_{j > t}] = 0.$$

The doubly-robustness property thus follows. This completes the proof of Theorem 2. \square

.1.4 Proof of Theorem 3

We begin with some definitions. Let \mathcal{F}_{DNN} denote the deep neural network for modeling each unit of MDN. The total number of parameters of \mathcal{F}_{DNN} is W , and the number of hidden layers is H . For a given conditional density estimator \hat{f} , define the following norms,

$$\|f\|_\infty = \sup_{x,y} |f(y|x)|, \quad \|\hat{f} - f^*\|_n = \sqrt{\frac{1}{T} \sum_{i=1}^T |\hat{f}(y_i|x_i) - f^*(y_i|x_i)|^2}.$$

where $x_i = X_i$ and $y_i = X_{i+1}$. Since L is fixed, the convergence rate of $\widehat{f}_{X_{t+1}|X_t}^{(\ell)}$ is the same as that of $\widehat{f}_{X_{t+1}|X_t}$, which is trained based on the entire dataset. We thus focus on establishing the upper error bound for $\widehat{f}_{X_{t+1}|X_t}$ in the rest of the proof.

We divide the proof into three major steps. In Step 1, we temporarily ignore the dependence over time and apply the machinery of Farrell et al. (2021) to derive the error bounds,

$$\begin{aligned} \mathbb{E}_T(\log f^* - \log f_T) &\leq \frac{1}{2C^2} \{C'_2 G^{4\omega_2} \epsilon + O(G^{-\omega_1})\}^2 \\ &\quad + \{C'_2 G^{4\omega_2} \epsilon + O(G^{-\omega_1})\} \sqrt{\frac{2\tilde{r}}{C^2(T-1)}} + \frac{7AG^{\omega_2}\tilde{r}}{C(T-1)}, \end{aligned} \quad (19)$$

$$\begin{aligned} (\mathbb{E} - \mathbb{E}_T)(\log f^* - \log \widehat{f}) &\leq 3C_4 r_0 G^{\omega_2} \sqrt{\frac{G \cdot \text{Pdim}(\mathcal{F}_{\text{DNN}})}{T}} \log T \\ &\quad + 2r_0 G^{\omega_2} \sqrt{\frac{\tilde{r}}{C^2 T}} + \frac{23AG^{\omega_2}\tilde{r}}{CT} \end{aligned} \quad (20)$$

under the i.i.d. setting. In this step, compared to Farrell et al. (2021), our main contribution lies in analyzing a new deep generative learning model architecture.

We further divide this step into three sub-steps.

In Step 1.1, we show that the MDN model satisfies Condition (2.1) of Farrell et al. (2021). Then similar to Farrell et al. (2021), we decompose the error bound into the sum of the approximation error and the estimation error, i.e.,

$$\mathbb{E}_T \left(\log f_{X_{t+1,1}|X_t}^* - \log f_{T,X_{t+1,1}|X_t} \right), \quad \text{and} \quad (\mathbb{E} - \mathbb{E}_T) \left(\log f_{X_{t+1,1}|X_t}^* - \log \widehat{f}_{X_{t+1,1}|X_t} \right),$$

where $X_{t+1,1}$ denotes the first element of X_{t+1} , and $f_T \in \mathcal{F}$ denotes the best MDN approximation whose explicit form is given in Lemma 3 in Section .1.8. Here we consider the first element of X_{t+1} as an example of one dimension case. We will generalize the result to high-dimension case in Step 3. The expectation \mathbb{E} is taken with respect to the stationary distribution of (X_t, X_{t+1}) , and \mathbb{E}_T denotes the empirical mean operator, i.e., $\mathbb{E}_T[g] = (T-1)^{-1} \sum_{t=1}^{T-1} g(X_{t+1}|X_t)$.

In Step 1.2, We obtain Lemma 3 in Section .1.8, then combine it with the arguments in Section A.1 of Farrell et al. (2021) to upper bound our approximation error.

In Step 1.3, we follow Section A.2 of Farrell et al. (2021) to upper bound the Rademacher complexity of the MDN function class, which in turn upper bounds our estimation error.

Next, in Step 2, we extend our results to the time-dependent setting based on Lemma 5 in Section .1.8, which itself is based on Berbee’s lemma (Berbee, 1979). We note that most existing deep learning theories are derived under the i.i.d. setting, whereas our arguments can potentially be used to help establish other deep learning theories under the time-dependent setting. This is another contribution of our theoretical analysis.

Finally, in Step 3, we combine the first two steps and establish the finite-sample convergence rate of $\widehat{f}_{X_{t+1,1}|X_t}$. We also note that our analysis applies to high-dimensional time series.

To simplify the notation, we omit the subscript $X_{t+1,1}|X_t$ in Steps 1 and 2, and write $\widehat{f}_{X_{t+1,1}|X_t}$, $f_{X_{t+1,1}|X_t}^*$, $f_{T,X_{t+1,1}|X_t}$ as \widehat{f} , f^* and f_T , whenever there is no confusion.

Step 1.1 We start with the i.i.d. setting. We first check that Conditions (2.1) of Farrell et al. (2021) holds. Letting $A = C_2/\sqrt{2\pi}$, a uniform upper bound for any $f \in \mathcal{F}$ is given by,

$$\|f\|_\infty \leq \sum_{g=1}^G \frac{\alpha_g(x)}{\sqrt{2\pi}\sigma_g(x)} \leq \sum_{g=1}^G \frac{\alpha_g(x)C_2G^{\omega_2}}{\sqrt{2\pi}} = \frac{C_2G^{\omega_2}}{\sqrt{2\pi}} = AG^{\omega_2}. \quad (21)$$

Under Assumption 3(i), the function class \mathcal{F} is uniformly lower bounded. By Taylor’s expansion, for any $f, g \in \mathcal{F}$, there exists a constant $C = \inf_{x,y} f(y|x) \wedge \inf_{x,y} g(y|x) > 0$, such that

$$|\log f(y|x) - \log g(y|x)| \leq \frac{1}{C}|f(y|x) - g(y|x)|.$$

Similar to (21), we can obtain a lower bound for $|\log f(y|x) - \log g(y|x)|$. It follows that,

$$\frac{1}{2A^2G^{2\omega_2}}\mathbb{E}\{(f - f^*)^2\} \leq \mathbb{E}(\log f^*) - \mathbb{E}(\log f) \leq \frac{1}{2C^2}\mathbb{E}\{(f - f^*)^2\}.$$

where we use the Taylor expansion for the derivation of the inequalities. Specifically, we can show that there $\exists \widetilde{f} \in \mathcal{F}$ such that $\mathbb{E}(\log f^*) - \mathbb{E}(\log f) = \mathbb{E}[\frac{1}{2\widetilde{f}^2}(f - f^*)^2]$ since the expectation for the gradient of $\log f^*$ is 0. Then the inequalities can be derived according to the lower and upper bound of \widetilde{f} . Recall that $\widehat{f} = \arg \max_f \mathbb{E}_T \log f$. We apply the decomposition in Section A.1 of Farrell et al. (2021) and obtain that

$$\begin{aligned} \frac{1}{2A^2G^{2\omega_2}}\mathbb{E}\{(\widehat{f} - f^*)^2\} &\leq \mathbb{E}(\log f^*) - \mathbb{E}(\log \widehat{f}) \\ &\leq \mathbb{E}(\log f^*) - \mathbb{E}(\log \widehat{f}) - \mathbb{E}_T(\log f_T) + \mathbb{E}_T(\log \widehat{f}) \\ &= (\mathbb{E} - \mathbb{E}_T)(\log f^* - \log \widehat{f}) + \mathbb{E}_T(\log f^* - \log f_T). \end{aligned} \quad (22)$$

Recall that f_T is the best MDN approximation.

Step 1.2 We upper bound the approximation error. Applying Lemma 3 in Section .1.8 yields an upper error bound for $\epsilon = \|f^* - f_T\|_\infty$. This together with the Bernstein's inequality leads to an upper bound for $\mathbb{E}_T(\log f^* - \log f_T)$. Combining these two bounds, for any constant $\tilde{r} > 0$, we obtain that, with probability at least $1 - e^{-\tilde{r}}$,

$$\begin{aligned} \mathbb{E}_T(\log f^* - \log f_T) &\leq \frac{1}{2C^2} \{C'_2 G^{4\omega_2} \epsilon + O(G^{-\omega_1})\}^2 \\ &\quad + \{C'_2 G^{4\omega_2} \epsilon + O(G^{-\omega_1})\} \sqrt{\frac{2\tilde{r}}{C^2(T-1)} + \frac{7AG^{\omega_2}\tilde{r}}{C(T-1)}}. \end{aligned} \quad (23)$$

where the constant term $\frac{1}{2C^2}$ comes from the use of the inequality $\mathbb{E}(\log f^*) - \mathbb{E}(\log f) \leq \frac{1}{2C^2} \mathbb{E}\{(f - f^*)^2\}$ derived from Step 1.1. Note that we assume \mathcal{F} is a bounded function class, and that f^* is upper bounded. As a result, the Bernstein inequality's conditions are satisfied.

Step 1.3 We upper bound the estimation error. Suppose there exists a constant $r_0 > 0$ such that $\|f - f^*\|_2 \leq r_0 G^{\omega_2}$. This holds true if we set $r_0 = 3A$, where A is defined in Step 1.1. It then follows that,

$$\mathbb{E} \{ |\log(f) - \log(f^*)|^2 \} \leq \frac{\mathbb{E}(f - f^*)^2}{C^2} \leq \frac{r_0^2 G^{2\omega_2}}{C^2}.$$

Applying Theorem 2.1 of Bartlett et al. (2005) to the function class $\mathcal{G} = \{g = \log f - \log f^* : f \in \mathcal{F}, \|f - f^*\|_2 \leq r_0 G^{\omega_2}\}$, we obtain that, with probability at least $1 - 2e^{-\tilde{r}}$,

$$(\mathbb{E} - \mathbb{E}_T)(\log f^* - \log \hat{f}) \leq 3\mathbb{E}_\eta R_n \mathcal{G} + \sqrt{\frac{2r_0^2 G^{2\omega_2} \tilde{r}}{C^2(T-1)}} + \frac{23AG^{\omega_2}\tilde{r}}{C(T-1)} \quad (24)$$

where the empirical Rademacher complexity $\mathbb{E}_\eta R_n \mathcal{G}$ is defined by,

$$\mathbb{E}_\eta \sup_{g \in \mathcal{G}} \left\{ \frac{1}{(T-1)} \sum_{t=1}^{(T-1)} \eta_t g(x_{t+1}|x_t) \right\},$$

in which $\{\eta_\tau\}_\tau$ are i.i.d. samples from the Rademacher distribution, and \mathbb{E}_η is the expectation over this distribution.

Next, by contraction and Dudley's chaining properties (Mendelson, 2003), we obtain that, with probability at least $1 - e^{-\tilde{r}}$,

$$\mathbb{E}_\eta R_n \mathcal{G} = \mathbb{E}_\eta [R_n \{g : g = \log(f) - \log(f^*), f \in \mathcal{F}, \|f - f^*\|_{L_2} \leq r_0 G^{\omega_2}\}]$$

$$\begin{aligned}
&\leq \frac{2}{C} \mathbb{E}_\eta [R_n \{f - f^*, f \in \mathcal{F}, \|f - f^*\|_{L_2} \leq r_0 G^{\omega_2}\}] \\
&\leq \frac{2}{C} \mathbb{E}_\eta R_n \{f - f^*, f \in \mathcal{F}, \|f - f^*\|_n \leq 2r_0 G^{\omega_2}\} \\
&\leq \frac{2}{C} \inf_{0 < \alpha < 2r_0 G^{\omega_2}} \left\{ 4\alpha + \frac{12}{\sqrt{(T-1)}} \int_\alpha^{2r_0 G^{\omega_2}} \sqrt{\log \mathcal{T}(\delta, \mathcal{F}, \|\cdot\|_n)} d\delta \right\} \\
&\leq \frac{2}{C} \inf_{0 < \alpha < 2r_0 G^{\omega_2}} \left\{ 4\alpha + \frac{12}{\sqrt{(T-1)}} \int_\alpha^{2r_0 G^{\omega_2}} \sqrt{G \log \mathcal{T}\left(\frac{\delta}{C_3 G^{3/2+3\omega_2}}, \mathcal{F}_{\text{DNN}}, \|\cdot\|_n\right)} d\delta \right\} \\
&\leq \frac{2}{C} \inf_{0 < \alpha < 2r_0 G^{\omega_2}} \left\{ 4\alpha + \frac{12}{\sqrt{(T-1)}} \int_\alpha^{2r_0 G^{\omega_2}} \sqrt{G \log \mathcal{T}\left(\frac{\delta}{C_3 G^{3/2+3\omega_2}}, \mathcal{F}_{\text{DNN}}, \|\cdot\|_\infty\right)} d\delta \right\},
\end{aligned}$$

where \mathcal{F} is the MDN function class, and \mathcal{F}_{DNN} is the DNN class defined at the beginning. The second last inequality is due to Lemma 4 in Section .1.8, and α is some positive constant that will be specified later.

Next, applying Theorems 12.2 and 14.1 in Anthony et al. (1999), we further upper bound the entropy integral using the pseudo VC dimension of the neural network function class, denoted by $\text{Pdim}(\mathcal{F}_{\text{DNN}})$. Specifically, we have,

$$\begin{aligned}
\mathbb{E}_\eta R_n \mathcal{G} &\leq \frac{2}{C} \inf_{0 < \alpha < 2r_0 G^{\omega_2}} \left\{ 4\alpha + \frac{12}{\sqrt{(T-1)}} \int_\alpha^{2r_0 G^{\omega_2}} \sqrt{G \cdot \text{Pdim}(\mathcal{F}_{\text{DNN}}) \log \frac{eAT \cdot C_3 G^{3/2+4\omega_2}}{\delta \cdot \text{Pdim}(\mathcal{F}_{\text{DNN}})}} d\delta \right\} \\
&\leq \frac{64r_0 G^{\omega_2}}{C} \left\{ \sqrt{\frac{G \cdot \text{Pdim}(\mathcal{F}_{\text{DNN}})}{T-1} \left(\log \frac{eAC_3 G^{3/2+4\omega_2}}{r_0} + \frac{3}{2} \log T \right)} \right\},
\end{aligned}$$

by setting $\alpha = 2r_0 G^{\omega_2} \sqrt{G \cdot \text{Pdim}(\mathcal{F}_{\text{DNN}})/(T-1)}$.

Therefore, whenever $r_0 \geq 1/(T-1)$, and $T = O(G)$, there exists a constant $C_4 > 0$, such that, with probability at least $1 - e^{-\tilde{r}}$,

$$\mathbb{E}_\eta R_n \mathcal{G} \leq C_4 r_0 G^{\omega_2} \sqrt{\frac{G \cdot \text{Pdim}(\mathcal{F}_{\text{DNN}})}{T} \log T} \quad (25)$$

Plugging (25) into (24), we obtain that,, with probability at least $1 - 6e^{-\tilde{r}}$,

$$\begin{aligned}
&(\mathbb{E} - \mathbb{E}_T)(\log f^* - \log \hat{f}) \\
&\leq 3C_4 r_0 G^{\omega_2} \sqrt{\frac{G \cdot \text{Pdim}(\mathcal{F}_{\text{DNN}})}{T} \log T} + 2r_0 G^{\omega_2} \sqrt{\frac{\tilde{r}}{C^2 T}} + \frac{23AG^{\omega_2} \tilde{r}}{CT} \quad (26)
\end{aligned}$$

Step 2. The data observations in our setting are time-dependent. Nevertheless, thanks to the exponential β -mixing condition in Assumption 1, and the decoupling lemma, i.e., Lemma 5

in Section .1.8, the estimation error is of the same order of magnitude as that under the i.i.d. setting, up to some logarithmic factors. More specifically, by Lemma 5, we can construct two i.i.d. sequences, $\{U_{2i}^0\}_{i \geq 0}$ and $\{U_{2i+1}^0\}_{i \geq 0}$, such that $U_i^0 = (X_{ip+1}^0, X_{ip+2}^0, \dots, X_{ip+p}^0)$ equals $U_i = (X_{ip+1}, X_{ip+2}, \dots, X_{ip+p})$ with probability at least $1 - \beta(p)$. Without loss of generality, suppose $T - 1$ is divisible by $2p$. Then with probability at least $1 - T\beta(p)/p$, we have that,

$$\mathbb{E}_T(\log f^* - \log f_T) = \mathbb{E}_T^0(\log f^* - \log f_T), \quad (27)$$

where $\mathbb{E}_T^0 \log f = (T - 1)^{-1} \sum_{t=1}^{T-1} \log f(X_{t+1}^0 | X_t^0)$.

We next bound the approximation error (27). By construction, the sequence $\{U_{2t}^0\}_{t \geq 0}$ is i.i.d., and so is $\{U_{2t+1}^0\}_{t \geq 0}$. We thus divide the original empirical sum into multiple pieces, and apply the empirical process theory to derive the upper error bound for each of these pieces separately.

More specifically, we have that,

$$\mathbb{E}_T^0(\log f^* - \log f_T) = \frac{1}{2p} \left\{ \frac{1}{(T-1)/(2p)} \sum_{\tau=1}^{(T-1)/(2p)} \zeta_{p,2\tau-1} + \frac{1}{(T-1)/(2p)} \sum_{\tau=1}^{(T-1)/(2p)} \zeta_{p,2\tau} \right\} \quad (28)$$

where $\zeta_{p,\tau} = \sum_{t=(\tau-1)p+1}^{\tau p} \{\log f^*(X_{t+1,1}^0 | X_t^0) - \log f_T(X_{t+1,1}^0 | X_t^0)\}$.

Following the same procedure of Step 1.2, for any constant $\tilde{r} > 0$, we have that, with probability at least $1 - e^{-\tilde{r}}$,

$$\begin{aligned} \mathbb{E}_T^0(\log f^* - \log f_T) &\leq \frac{1}{2C^2} \{C_2' G^{4\omega_2} \epsilon + O(G^{-\omega_1})\}^2 \\ &\quad + \{C_2' G^{4\omega_2} \epsilon + O(G^{-\omega_1})\} \sqrt{\frac{4p\tilde{r}}{C^2(T-1)}} + \frac{14pAG^{\omega_2}\tilde{r}}{C(T-1)}. \end{aligned} \quad (29)$$

Similarly, we have that, with probability at least $1 - T\beta(p)/p$,

$$(\mathbb{E} - \mathbb{E}_T)(\log f^* - \log \hat{f}) = (\mathbb{E} - \mathbb{E}_T^0)(\log f^* - \log \hat{f}). \quad (30)$$

This allows us to extend the result of Step 1.3 to obtain that, with probability at least $1 - 6e^{-\tilde{r}}$,

$$\begin{aligned} &(\mathbb{E} - \mathbb{E}_T^0)(\log f^* - \log \hat{f}) \\ &\leq 3C_4 r_0 G^{\omega_2} \sqrt{\frac{pG \cdot \text{Pdim}(\mathcal{F}_{\text{DNN}})}{T}} \log T + 2r_0 G^{\omega_2} \sqrt{\frac{p\tilde{r}}{C^2 T}} + \frac{23pAG^{\omega_2}\tilde{r}}{CT} \end{aligned} \quad (31)$$

By Lemma 6 of Farrell et al. (2021), the pseudo VC dimension $\text{Pdim}(\mathcal{F}_{\text{DNN}})$ is of the order $O(WH \log W)$, where H is the number of layers in DNN. Using (30), (27), plugging (29) and (31) into (22), and setting $p = 2/c_2 \log T$, we obtain that, with probability at least $1 - 7e^{-\tilde{r}} - T^{-1}c_1$,

$$\begin{aligned} \|\hat{f} - f^*\|_2 \leq C_5 \log T & \left[r_0 G^{\omega_2} \sqrt{\frac{GWH \log W}{T}} + r_0 G^{\omega_2} \sqrt{\frac{\tilde{r}}{T}} + \frac{G^{\omega_2} \tilde{r}}{T} + \epsilon^2 G^{8\omega_2} \right. \\ & \left. + \epsilon G^{4\omega_2} \left\{ \sqrt{\frac{\tilde{r}}{T}} + O(G^{-\omega_1}) \right\} \right] + O(G^{-2\omega_1}), \end{aligned}$$

for some constant $C_5 > 0$, and c_1, c_2 are as defined in Assumption 1.

We next employ the techniques in Appendices A.2.3 and A.2.4 of Farrell et al. (2021) to recursively improve the upper bound r_0 , which leads to that, for any constant $\tilde{r} > 0$, with probability at least $1 - 7e^{-\tilde{r}} - O(T^{-1})$,

$$\|\hat{f} - f^*\|_2 \leq C_6 \left\{ \left(\sqrt{\frac{GWH \log W}{T}} \log^2 T + \log T \sqrt{\frac{\log \log T + \tilde{r}}{T}} + \epsilon \log T \right) G^{4\omega_2} + O(G^{-\omega_1}) \right\},$$

for some constant $C_6 > 0$.

Recall that the approximation error ϵ of DNN depends on the model structure. By Lemma 3, there exists a DNN function class with the approximation error ϵ , such that

$$H \leq C_1 \{\log(G/\epsilon) + 1\}, \quad W \leq C_1 G^{\frac{d}{\gamma}} \epsilon^{-\frac{d}{\gamma}} \{\log(G/\epsilon) + 1\},$$

for some constant $C_1 > 0$. Setting $\epsilon = T^{-\gamma/(2\gamma+d)}$, with probability at least $1 - 7e^{-\tilde{r}} - O(T^{-1})$,

$$\begin{aligned} & \|\hat{f} - f^*\|_2 \\ \leq C_7 & \left(\left[\sqrt{\frac{G^{\frac{\gamma+d}{\gamma}} \epsilon^{-\frac{d}{\gamma}} \{\log(G/\epsilon) + 1\}^3}{T}} \log^2 T + \log T \sqrt{\frac{\log \log T + \tilde{r}}{T}} + \epsilon \log T \right] G^{4\omega_2} + O(G^{-\omega_1}) \right) \\ \leq C_8 & \left[\left\{ G^{\frac{\gamma+d}{2\gamma}} T^{-\frac{\gamma}{2\gamma+d}} \log^3(TG) + \log T \sqrt{\frac{\log \log T + \tilde{r}}{T}} \right\} G^{4\omega_2} + O(G^{-\omega_1}) \right]. \end{aligned}$$

Setting $\tilde{r} = \log T$, we obtain that, with probability at least $1 - O(T^{-1})$,

$$\|\hat{f} - f^*\|_2 \leq O(G^{\frac{\gamma+d}{2\gamma} + 4\omega_2} T^{-\frac{\gamma}{2\gamma+d}} \log^3(TG)) + O(G^{-\omega_1}).$$

Step 3. According to the factorization rule, the true joint conditional density can be decomposed as: $f_{X_{t+1}|X_t}^* = \prod_{i=1}^d f_{X_{t+1,i}|X_t, X_{t+1,1}, \dots, X_{t+1,i-1}}^*$. By Steps 1 and 2, we have obtained the upper bound for $\|\widehat{f}_{X_{t+1,1}|X_t} - f_{X_{t+1,1}|X_t}^*\|_2$. Following similar arguments, we can show that the same bound holds for $\|\widehat{f}_{X_{t+1,i}|X_t, X_{t+1,1}, \dots, X_{t+1,i-1}} - f_{X_{t+1,i}|X_t, X_{t+1,1}, \dots, X_{t+1,i-1}}^*\|_2$ for each $i = 1, \dots, d$. Then applying triangle inequality iteratively, we have, with probability at least $1 - O(T^{-1})$,

$$\begin{aligned}
& \|\widehat{f}_{X_{t+1}|X_t} - f_{X_{t+1}|X_t}^*\|_2 \\
&= \left\| \prod_{i=1}^d \widehat{f}_{X_{t+1,i}|X_t, X_{t+1,1}, \dots, X_{t+1,i-1}} - \prod_{i=1}^d f_{X_{t+1,i}|X_t, X_{t+1,1}, \dots, X_{t+1,i-1}}^* \right\|_2 \\
&\leq \left\| \prod_{i=2}^d \widehat{f}_{X_{t+1,i}|X_t, X_{t+1,1}, \dots, X_{t+1,i-1}} - \prod_{i=2}^d f_{X_{t+1,i}|X_t, X_{t+1,1}, \dots, X_{t+1,i-1}}^* \right\|_2 \\
&+ O(1) \left\| \widehat{f}_{X_{t+1,1}|X_t, X_{t+1,1}, \dots, X_{t+1,0}} - f_{X_{t+1,1}|X_t, X_{t+1,1}, \dots, X_{t+1,0}}^* \right\|_2 \\
&\leq \dots \\
&\leq \sum_{i=1}^d O(1) \left\| \widehat{f}_{X_{t+1,i}|X_t, X_{t+1,1}, \dots, X_{t+1,i-1}} - f_{X_{t+1,i}|X_t, X_{t+1,1}, \dots, X_{t+1,i-1}}^* \right\|_2 \\
&\leq \left[O \left(G^{\frac{\gamma+d}{2\gamma} + 4\omega_2} T^{-\frac{\gamma}{2\gamma+d}} \log^3(TG) \right) + O(G^{-\omega_1}) \right] d,
\end{aligned}$$

where $O(1)$ denotes some positive constant. This completes the proof of Theorem 3. \square

.1.5 Proof of Theorem 4

The proof is similar to Step 1 of the Proof of Theorem 5 below, and is omitted. \square

.1.6 Proof of Theorem 5

The proof follows that of Theorem 3 of Shi et al. (2020), and is presented here for completeness. Essentially, we adopt similar arguments and apply to our setting of multivariate time series where we employ MDN instead of random forest to estimate $\widehat{\varphi}$ and $\widehat{\psi}$. Moreover, we remark that Theorem 5 is built upon Theorem 3, but cannot be directly deduced from Theorem 3. More specifically, Theorem 3 is about the rate of convergence of the MDN estimator, whereas Theorem 5 establishes the size property of the proposed test. While Theorem 5 requires the convergence rate result of Theorem 3, its proof also requires a number of additional techniques,

including the high-dimensional Gaussian approximation theory (Chernozhukov et al., 2013), and the Neyman orthogonality (Chernozhukov et al., 2018). As a result, the proof of Theorem 5 is considerably different from that of Theorem 3.

Define

$$\Gamma^*(q, \mu, \nu) = \frac{1}{T - n - (q - 1)(L - 1)} \sum_{\ell=1}^{L-1} \sum_{t=1}^{n-q+1} \left\{ \exp(i\mu^\top X_{\ell, n+t+q+1}) - \varphi^*(\mu | X_{\ell, n+t+q}) \right\} \left\{ \exp(i\nu^\top X_{\ell, n+t-1}) - \psi^*(\nu | X_{\ell, n+t}) \right\}.$$

for any q, μ, ν . And Γ_R^* and Γ_I^* are the real and imaginary part of Γ^* respectively. Also denote

$$\hat{\Gamma}(q, \mu, \nu) = \frac{1}{T - n - (q - 1)(L - 1)} \sum_{\ell=1}^{L-1} \sum_{t=1}^{n-q+1} \left\{ \exp(i\mu^\top X_{\ell, n+t+q+1}) - \hat{\varphi}(\mu | X_{\ell, n+t+q}) \right\} \left\{ \exp(i\nu^\top X_{\ell, n+t-1}) - \hat{\psi}(\nu | X_{\ell, n+t}) \right\}.$$

We divide the proof into three steps.

In step 1, we show that

$$\max_{b \in \{1, \dots, B\}} \max_{q \in \{2, \dots, Q\}} \sqrt{T - n - (q - 1)(L - 1)} |\hat{\Gamma}(q, \mu_b, \nu_b) - \Gamma^*(q, \mu_b, \nu_b)| = o_p(\log^{-1/2}(T)),$$

which can be obtained by Lemma 6, by requiring $\hat{\varphi}$ and $\hat{\psi}$ to satisfy certain uniform convergence rates. Letting $S^* = \max_{b \in \{1, \dots, B\}} \max_{q \in \{2, \dots, Q\}} \sqrt{T - n - (q - 1)(L - 1)} \max(|\Gamma_R^*(q, \mu_b, \nu_b)|, |\Gamma_I^*(q, \mu_b, \nu_b)|)$, we can further obtain that,

$$\hat{S} = S^* + o_p(\log^{-1/2}(T)). \quad (32)$$

In Step 2, we show that, for any $z \in \mathbb{R}$ and any sufficiently small $\varepsilon > 0$,

$$\begin{aligned} \mathbb{P}(S^* \leq z) &\geq \mathbb{P}\left(\|N(0, V_0)\|_\infty \leq z - \varepsilon \log^{-1/2}(T)\right) - o(1), \\ \mathbb{P}(S^* \leq z) &\leq \mathbb{P}\left(\|N(0, V_0)\|_\infty \leq z + \varepsilon \log^{-1/2}(T)\right) + o(1), \end{aligned}$$

where the matrix V_0 is defined later. Combining it with (32), we obtain that,

$$\begin{aligned} \mathbb{P}(\hat{S} \leq z) &\geq \mathbb{P}\left(\|N(0, V_0)\|_\infty \leq z - 2\varepsilon \log^{-1/2}(T)\right) - o(1), \\ \mathbb{P}(\hat{S} \leq z) &\leq \mathbb{P}\left(\|N(0, V_0)\|_\infty \leq z + 2\varepsilon \log^{-1/2}(T)\right) + o(1). \end{aligned} \quad (33)$$

In Step 3, we show that $\|V_0 - \widehat{V}\|_{\infty, \infty} = O((T)^{-c^{**}})$ for some $c^{**} > 0$ with probability tending to 1, where $\|\cdot\|_{\infty, \infty}$ denotes the element-wise max-norm. This, together with (33), yields that, for any sufficiently small $\varepsilon > 0$, with probability tending to 1,

$$\begin{aligned}\mathbb{P}(\widehat{S} \leq z) &\geq \mathbb{P}\left(\|N(0, \widehat{V})\|_{\infty} \leq z - 2\varepsilon \log^{-1/2}(T)|\widehat{V}\right) - o(1), \\ \mathbb{P}(\widehat{S} \leq z) &\leq \mathbb{P}\left(\|N(0, \widehat{V})\|_{\infty} \leq z + 2\varepsilon \log^{-1/2}(T)|\widehat{V}\right) + o(1),\end{aligned}$$

where $\mathbb{P}(\cdot|\widehat{V})$ is the conditional probability given \widehat{V} . Setting $z = \widehat{c}_{\alpha}$, which is defined in Equation (13) of the paper, we obtain that, with probability tending to 1,

$$\begin{aligned}\mathbb{P}(\widehat{S} \leq \widehat{c}_{\alpha}) &\geq \mathbb{P}\left(\|N(0, \widehat{V})\|_{\infty} \leq \widehat{c}_{\alpha} - 2\varepsilon \log^{-1/2}(T)|\widehat{V}\right) - o(1), \\ \mathbb{P}(\widehat{S} \leq \widehat{c}_{\alpha}) &\leq \mathbb{P}\left(\|N(0, \widehat{V})\|_{\infty} \leq \widehat{c}_{\alpha} + 2\varepsilon \log^{-1/2}(T)|\widehat{V}\right) + o(1),\end{aligned}\tag{34}$$

We next show that, with probability tending to 1, the diagonal elements in \widehat{V} are bounded away from zero, since the diagonal elements in V_0 are bounded away from zero given the conditions in Theorem 5. It follows from Theorem 1 of Chernozhukov et al. (2017) that, conditioning on \widehat{V} , with probability tending to 1,

$$\begin{aligned}\mathbb{P}(\|N(0, \widehat{V})\|_{\infty} \leq \widehat{c}_{\alpha} + 2\varepsilon \log^{-1/2}(T)|\widehat{V}) - \mathbb{P}(\|N(0, \widehat{V})\|_{\infty} \leq \widehat{c}_{\alpha} - 2\varepsilon \log^{-1/2}(T)|\widehat{V}) \\ \leq o(1)\varepsilon \log^{1/2}(BQ) \log^{-1/2}(T),\end{aligned}$$

where $o(1)$ denotes some positive constant that is independent of ε . Under the given conditions on B and Q , we obtain that, with probability tending to 1,

$$\mathbb{P}(\|N(0, \widehat{V})\|_{\infty} \leq \widehat{c}_{\alpha} + 2\varepsilon \log^{-1/2}(T)|\widehat{V}) - \mathbb{P}(\|N(0, \widehat{V})\|_{\infty} \leq \widehat{c}_{\alpha} - 2\varepsilon \log^{-1/2}(T)|\widehat{V}) \leq C^* \varepsilon,$$

for some constant $C^* > 0$. Combining with (34), we obtain that, with probability tending to 1,

$$\left|\mathbb{P}(\widehat{S} \leq \widehat{c}_{\alpha}) - \mathbb{P}\left(\|N(0, \widehat{V})\|_{\infty} \leq \widehat{c}_{\alpha}|\widehat{V}\right)\right| \leq C^* \varepsilon + o(1).$$

This proves the validity of our test because ε can be made arbitrarily small.

In the following, we present each step in detail. We denote $\widehat{\varphi}_R^{(\ell)}$, $\widehat{\varphi}_I^{(\ell)}$ as the real and imaginary part of $\widehat{\varphi}^{(\ell)}$, respectively. According to the definition, we have that the absolute values of $\widehat{\varphi}_R^{(\ell)}$, $\widehat{\varphi}_I^{(\ell)}$ are uniformly bounded by 1, and we treat $\{\mu_b, \nu_b\}_{1 \leq b \leq B}$ as fixed throughout the proof.

Step 1. Consider the decomposition that, for any q, μ, ν ,

$$\widehat{S}(q, \mu, \nu) = S^*(q, \mu, \nu) + R_1(q, \mu, \nu) + R_2(q, \mu, \nu) + R_3(q, \mu, \nu),$$

where the remainder terms R_1, R_2 and R_3 are,

$$\begin{aligned} R_1(q, \mu, \nu) &= \frac{1}{T - n - (q - 1)(L - 1)} \sum_{\ell=1}^{L-1} \sum_{t=1}^{n-q+1} \{\varphi^*(\mu|X_{\ell.n+t+q}) - \\ &\quad \widehat{\varphi}^{(\ell)}(\mu|X_{\ell.n+t+q})\} \{\psi^*(\nu|X_{\ell.n+t}) - \widehat{\psi}^{(\ell)}(\nu|X_{\ell.n+t})\}, \\ R_2(q, \mu, \nu) &= \frac{1}{T - n - (q - 1)(L - 1)} \sum_{\ell=1}^{L-1} \sum_{t=1}^{n-q+1} \{\exp(i\mu^\top X_{\ell.n+t+q+1}) - \\ &\quad \varphi^*(\mu|X_{\ell.n+t+q})\} \{\psi^*(\nu|X_{\ell.n+t}) - \widehat{\psi}^{(\ell)}(\nu|X_{\ell.n+t})\}, \\ R_3(q, \mu, \nu) &= \frac{1}{T - n - (q - 1)(L - 1)} \sum_{\ell=1}^{L-1} \sum_{t=1}^{n-q+1} \{\varphi^*(\mu|X_{\ell.n+t+q}) - \\ &\quad \widehat{\varphi}^{(\ell)}(\mu|X_{\ell.n+t+q})\} \{\exp(i\nu^\top X_{\ell.n+t-1}) - \psi^*(\nu|X_{\ell.n+t})\}. \end{aligned}$$

So it suffices to show that,

$$\max_{b \in \{1, \dots, B\}} \max_{q \in \{2, \dots, Q\}} \sqrt{T - n - (q - 1)(L - 1)} |R_m(q, \mu_b, \nu_b)| = o_p(\log^{-1/2}(T)), \quad (35)$$

for $m = 1, 2, 3$. In the following, we show (35) holds with $m = 1$ and $m = 2$, respectively.

When $m = 3$, it can be shown similarly.

First, we show that (35) holds when $m = 1$. Since L is fixed, it suffices to show that,

$$\max_{b \in \{1, \dots, B\}} \max_{q \in \{2, \dots, Q\}} \sqrt{T - n - (q - 1)(L - 1)} |R_{1,\ell}(q, \mu_b, \nu_b)| = o_p(\log^{-1/2}(T)), \quad (36)$$

where $R_{1,\ell}(q, \mu_b, \nu_b)$ is of the form,

$$\frac{1}{T - n - (q - 1)(L - 1)} \sum_{t=1}^{n-q+1} \{\varphi^*(\mu_b|X_{\ell.n+t+q}) - \widehat{\varphi}^{(\ell)}(\mu_b|X_{\ell.n+t+q})\} \{\psi^*(\nu_b|X_{\ell.n+t}) - \widehat{\psi}^{(\ell)}(\nu_b|X_{\ell.n+t})\}.$$

Similarly, let φ_R^* and φ_I^* denote the real and imaginary part of φ^* , respectively. We can rewrite $R_{1,\ell}(q, \mu_b, \nu_b)$ as $R_{1,\ell}^{(1)}(q, \mu_b, \nu_b) - R_{1,\ell}^{(2)}(q, \mu_b, \nu_b) + iR_{1,\ell}^{(3)}(q, \mu_b, \nu_b) + iR_{1,\ell}^{(4)}(q, \mu_b, \nu_b)$, where

$$R_{1,\ell}^{(1)}(q, \mu_b, \nu_b) = \frac{1}{(T - n - (q - 1)(L - 1))} \sum_{t=1}^{n-q+1} \{\varphi_R^*(\mu_b|X_{\ell.n+t+q}) -$$

$$\begin{aligned}
& \widehat{\varphi}_R^{(\ell)}(\mu_b|X_{\ell.n+t+q})\{\psi_R^*(\nu_b|X_{\ell.n+t}) - \widehat{\psi}_R^{(\ell)}(\nu_b|X_{\ell.n+t})\}, \\
R_{1,\ell}^{(2)}(q, \mu_b, \nu_b) &= \frac{1}{(T-n-(q-1)(L-1))} \sum_{t=1}^{n-q+1} \{\varphi_I^*(\mu_b|X_{\ell.n+t+q}) - \\
& \widehat{\varphi}_I^{(\ell)}(\mu_b|X_{\ell.n+t+q})\}\{\psi_I^*(\nu_b|X_{\ell.n+t}) - \widehat{\psi}_I^{(\ell)}(\nu_b|X_{\ell.n+t})\}, \\
R_{1,\ell}^{(3)}(q, \mu_b, \nu_b) &= \frac{1}{(T-n-(q-1)(L-1))} \sum_{t=1}^{n-q+1} \{\varphi_R^*(\mu_b|X_{\ell.n+t+q}) - \\
& \widehat{\varphi}_R^{(\ell)}(\mu_b|X_{\ell.n+t+q})\}\{\psi_I^*(\nu_b|X_{\ell.n+t}) - \widehat{\psi}_I^{(\ell)}(\nu_b|X_{\ell.n+t})\}, \\
R_{1,\ell}^{(4)}(q, \mu_b, \nu_b) &= \frac{1}{(T-n-(q-1)(L-1))} \sum_{t=1}^{n-q+1} \{\varphi_I^*(\mu_b|X_{\ell.n+t+q}) - \\
& \widehat{\varphi}_I^{(\ell)}(\mu_b|X_{\ell.n+t+q})\}\{\psi_R^*(\nu_b|X_{\ell.n+t}) - \widehat{\psi}_R^{(\ell)}(\nu_b|X_{\ell.n+t})\}.
\end{aligned}$$

To prove (36), it suffices to show that,

$$\max_{b \in \{1, \dots, B\}} \max_{q \in \{2, \dots, Q\}} \sqrt{T-n-(q-1)(L-1)} |R_{1,\ell}^{(s)}(q, \mu_b, \nu_b)| = o_p(\log^{-1/2}(T)), \quad (37)$$

for $s = 1, 2, 3, 4$. In the following, we show that (37) holds when $s = 1$. When $s = 2, 3, 4$, it can be shown similarly.

By Cauchy-Schwarz inequality, it suffices to show that,

$$\begin{aligned}
\max_{b \in \{1, \dots, B\}} \max_{q \in \{2, \dots, Q\}} \frac{1}{\sqrt{T-n-(q-1)(L-1)}} \sum_{t=1}^{n-q+1} \{\varphi_R^*(\mu_b|X_{\ell.n+t}) - \widehat{\varphi}_R^{(\ell)}(\mu_b|X_{\ell.n+t})\}^2 \\
= o_p(\log^{-1/2}(T)),
\end{aligned} \quad (38)$$

$$\begin{aligned}
\max_{b \in \{1, \dots, B\}} \max_{q \in \{2, \dots, Q\}} \frac{1}{\sqrt{T-n-(q-1)(L-1)}} \sum_{t=1}^{n-q+1} \{\psi_R^*(\nu_b|X_{\ell.n+t}) - \widehat{\psi}_R^{(\ell)}(\nu_b|X_{\ell.n+t})\}^2 \\
= o_p(\log^{-1/2}(T)).
\end{aligned} \quad (39)$$

In the following, we prove (38). The proof of (39) is similar and is thus omitted.

By Assumption 1, $\{X_t\}_{t \geq 0}$ is exponentially β -mixing, with the coefficient $\beta(t) = O(\rho^t)$. Let $\phi_{\ell,t,b}$ denote $\varphi_R^*(\mu_b|X_{\ell.n+t}) - \widehat{\varphi}_R^{(\ell)}(\mu_b|X_{\ell.n+t})$. We have that,

$$\max_{t,b} \mathbb{E}^{X_{\ell.n+t}} \phi_{t,b}^4 \leq 4 \max_{b \in \{1, \dots, B\}} \int_x \{\varphi_R^*(\mu_b|x) - \widehat{\varphi}_R^{(\ell)}(\mu_b|x)\}^2 \mathbb{F}(dx) \equiv \Delta, \quad (40)$$

where the expectation $\mathbb{E}^{X_{\ell \cdot n+t}}$ is taken with respect to $X_{\ell \cdot n+t}$. Note that Δ is a random variable that depends on $\{\mu_b, \nu_b\}_{1 \leq b \leq B}$ and $\{X_t\}_{t \in \mathcal{I}(\ell)}$. By (40), we have,

$$\max_{t,b} \mathbb{E}^{X_{\ell \cdot n+t}} (\phi_{\ell,t,b}^2 - \mathbb{E}^{X_{\ell \cdot n+t}} \phi_{\ell,t,b}^2)^2 \leq \Delta.$$

By the boundedness assumption, we have $|\phi_{\ell,t,b}| \leq 2$. Therefore, $|\phi_{\ell,t,b}^2 - \mathbb{E}^{X_{\ell \cdot n+t}} \phi_{\ell,t,b}^2| \leq \max\{\phi_{\ell,t,b}^2, \mathbb{E}^{X_{\ell \cdot n+t}} \phi_{\ell,t,b}^2\} \leq 4$.

Similar to the idea of Step 2 of the proof for Theorem 3 using Berbee's lemma, we have that, for any integers $\tau \geq 0$ and $1 < p < T/2$,

$$\begin{aligned} \mathbb{P} \left(\left| \sum_{t=1}^{n-q+1} (\phi_{\ell,t,b}^2 - \mathbb{E}^{X_0} \phi_{\ell,t,b}^2) \right| \geq 6\tau \mid \Delta \right) &\leq \frac{T}{p} \beta(p) + \mathbb{P} \left(\left| \sum_{t \in \mathcal{I}_r} (\phi_{\ell,t,b}^2 - \mathbb{E}^{X_0} \phi_{\ell,t,b}^2) \right| \geq \tau \mid \Delta \right) \\ &\quad + 4 \exp \left(-\frac{\tau^2/2}{(n-q+1)p\Delta + 4p\tau/3} \right), \end{aligned}$$

where \mathcal{I}_r denotes the last $T - p \lfloor T/p \rfloor$ elements in the list $\{X_t\}_{t \in \mathcal{I}(u)}$, and $\lfloor z \rfloor$ denotes the largest integer that is smaller than or equal to z . Suppose $\tau \geq 4p$. Noting that $|\mathcal{I}_r| \leq p$, we have,

$$\mathbb{P} \left(\left| \sum_{t \in \mathcal{I}_r} (\phi_{\ell,t,b}^2 - \mathbb{E}^{X_0} \phi_{\ell,t,b}^2) \right| \geq \tau \mid \Delta \right) = 0.$$

Since $\beta(t) = O(\rho^t)$, setting $p = -(c^* + 3) \log(T) / \log \rho$, we obtain that $T\beta(p)/p = O(T^{-2}B^{-1}) = O(B^{-1}Q^{-1}T^{-2})$, because $Q \leq T$, $B = O((T)^{c^*})$. Here, the big- O notation is uniform in $b \in \{1, \dots, B\}$, and $q \in \{2, \dots, Q\}$. Setting $\tau = \max\{3\sqrt{\Delta T p \log(BT)}, 11p \log(BT)\}$, we obtain that,

$$\frac{\tau^2}{4} \geq 2(n-q+1)p\Delta \log(BT), \quad \frac{\tau^2}{4} \geq 8p\tau \log(BT)/3, \quad \tau \geq 4p,$$

as $T \rightarrow \infty$. It follows that $\tau^2 / (2(n-q+1)p\Delta + 8p\tau/3) \geq 2 \log(BT)$. Therefore,

$$\max_{b \in \{1, \dots, B\}} \max_{q \in \{2, \dots, Q\}} \mathbb{P} \left(\left| \sum_{t=1}^T (\phi_{\ell,t,b}^2 - \mathbb{E}^{X_0} \phi_{\ell,t,b}^2) \right| \geq 6\tau \mid \Delta \right) = O(B^{-1}Q^{-1}T^{-1}).$$

By Bonferroni's inequality, we obtain that,

$$\mathbb{P} \left(\max_{b \in \{1, \dots, B\}} \max_{q \in \{2, \dots, Q\}} \left| \sum_{t=1}^T (\phi_{\ell,t,b}^2 - \mathbb{E}^{X_0} \phi_{\ell,t,b}^2) \right| \geq 6\tau \mid \Delta \right) = O(T^{-1}).$$

Therefore, with probability $1 - O(T^{-1})$, we have that,

$$\max_{b \in \{1, \dots, B\}} \max_{q \in \{2, \dots, Q\}} \left| \sum_{t=1}^T (\phi_{\ell, t, b}^2 - \mathbb{E}^{X_0} \phi_{\ell, t, b}^2) \right| = O(\sqrt{\Delta T} \log(BT), \log^2(BT)). \quad (41)$$

Under the given condition on Q , $T - n - (q - 1)(L - 1)$ is proportional to T for any $q \leq Q$. Since we assume the convergence rate for $\hat{\varphi}$ and $\hat{\psi}$ is both $O(T^{-\kappa_0})$ for some $\kappa_0 > 1/4$, combining condition on B with (41) yields (38). Specifically, because of the convergence rate condition for $\hat{\varphi}$ and $\hat{\psi}$, we know that Δ converges to 0 in the rate of $T^{-2\kappa_0} \ll T^{-1/2}$. This shows that (41) convergences in the rate of at least $o_p(\log^{-1/2}(T))$. In addition, such convergence rate condition also implies that $\mathbb{E}^{X_0} \phi_{\ell, t, b}^2$ convergences in the rate of $T^{-2\kappa_0}$. As a result, this term itself is negligible and (38) is thus proved.

Next, we show that (35) holds when $m = 2$. Similar to the proof of (36), it suffices to show that one of the following holds,

$$\begin{aligned} \max_{q, b} \sqrt{T - n - (q - 1)(L - 1)} |R_{2, \ell}(q, \mu_b, \nu_b)| &= o_p(\log^{-1/2}(T)), \text{ or} \\ \max_{q, b} \sqrt{T - n - (q - 1)(L - 1)} |R_{2, \ell}^{(r)}(q, \mu_b, \nu_b)| &= o_p(\log^{-1/2}(T)), \end{aligned}$$

for any $\ell = 1, \dots, L$ and $r = 1, 2, 3, 4$, where

$$\begin{aligned} R_{2, \ell}(q, \mu, \nu) &= \frac{1}{T - n - (q - 1)(L - 1)} \sum_{t=1}^{n-q+1} \{ \exp(i\mu^\top X_{\ell, n+t+q-1}) \\ &\quad - \varphi^*(\mu | X_{\ell, n+t+q-2}) \} \{ \psi^*(\nu | X_{\ell, n+t}) - \hat{\psi}^{(\ell)}(\nu | X_{\ell, n+t}) \}, \\ R_{2, \ell}^{(1)}(q, \mu, \nu) &= \frac{1}{T - n - (q - 1)(L - 1)} \sum_{t=1}^{n-q+1} \{ \cos(\mu^\top X_{\ell, n+t+q-1}) \\ &\quad - \varphi_R^*(\mu | X_{\ell, n+t+q-2}) \} \{ \psi_R^*(\nu | X_{\ell, n+t}) - \hat{\psi}_R^{(\ell)}(\nu | X_{\ell, n+t}) \}, \\ R_{2, \ell}^{(2)}(q, \mu, \nu) &= \frac{1}{T - n - (q - 1)(L - 1)} \sum_{t=1}^{n-q+1} \{ \sin(\mu^\top X_{\ell, n+t+q-1}) \\ &\quad - \varphi_I^*(\mu | X_{\ell, n+t+q-2}) \} \{ \psi_I^*(\nu | X_{\ell, n+t}) - \hat{\psi}_I^{(\ell)}(\nu | X_{\ell, n+t}) \}, \\ R_{2, \ell}^{(3)}(q, \mu, \nu) &= \frac{1}{T - n - (q - 1)(L - 1)} \sum_{t=1}^{n-q+1} \{ \cos(\mu^\top X_{\ell, n+t+q-1}) \\ &\quad - \varphi_R^*(\mu | X_{\ell, n+t+q-2}) \} \{ \psi_I^*(\nu | X_{\ell, n+t}) - \hat{\psi}_I^{(\ell)}(\nu | X_{\ell, n+t}) \}, \\ R_{2, \ell}^{(4)}(q, \mu, \nu) &= \frac{1}{T - n - (q - 1)(L - 1)} \sum_{t=1}^{n-q+1} \{ \sin(\mu^\top X_{\ell, n+t+q-1}) \} \end{aligned}$$

$$-\varphi_I^*(\mu|X_{\ell.n+t+q-2})\}\{\psi_R^*(\nu|X_{\ell.n+t}) - \widehat{\psi}_R^{(\ell)}(\nu|X_{\ell.n+t})\}.$$

In the following, we only show $\max_{q,b} \sqrt{T-n-(q-1)(L-1)} |R_{2,\ell}^{(1)}(q, \mu_b, \nu_b)| = o_p(\log^{-1/2}(T))$.

The proofs of the rest of the cases are similar, and are thus omitted.

Let $\mathcal{F}_q^{(0)} = \{X_{1+n}, X_{2+n}, \dots, X_{q-1+n}\} \cup \{X_t : t \in \bar{I}^{(\ell)}\} \cup \{\mu_1, \dots, \mu_B, \nu_1, \dots, \nu_B\}$. Then we recursively define $\mathcal{F}_q^{(g)}$ as $\mathcal{F}_q^{(g)} = \mathcal{F}_q^{(g-1)} \cup \{X_{g+q-1+\ell n}\}$ for any $1 \leq g \leq n-q+1$. Let $\phi_{\ell,g,q,b}^* = \{\cos(\mu_b^\top X_{g+q-1+\ell n}) - \varphi_R^*(\mu_b|X_{g+q-2+\ell n})\}\{\psi_R^*(\nu_b|X_{g+\ell n}) - \widehat{\psi}_R^{(\ell)}(\nu_b|X_{g+\ell n})\}$. Under the Markov property, $R_{2,\ell}^{(1)}(q, \mu_b, \nu_b)$ can be rewritten as $\{T-n-(q-1)(L-1)\}^{-1} \sum_{g=1}^{n-q+1} \phi_{\ell,g,q,b}^*$, and forms a sum of martingale difference sequence with respect to the filtration $\{\sigma(\mathcal{F}_q^{(g)}) : g \geq 0\}$, where $\sigma(\mathcal{F}_q^{(g)})$ denotes the σ -algebra generated by the variables in $\mathcal{F}_q^{(g)}$. In the following, we apply concentration inequalities for martingales to bound $\max_{q,b} |R_{2,\ell}^{(1)}(q, \mu_b, \nu_b)|$.

Under the boundedness condition, we have $|\phi_{\ell,g,q,b}^*|^2 \leq 4\{\psi_R^*(\nu_b|X_{g+\ell n}) - \widehat{\psi}_R^{(\ell)}(\nu_b|X_{g+\ell n})\}^2$.

In addition, by the Markov property, we have that,

$$\begin{aligned} \mathbb{E}\{(\phi_{\ell,g,q,b}^*)^2 | \sigma(\mathcal{F}_q^{(g)})\} &= \mathbb{E}\{[\cos(\mu_b^\top X_{g+q-1+\ell n}) - \varphi_R^*(\mu_b|X_{g+q-2+\ell n})]^2 | X_{g+q-2+\ell n}\} \\ &\quad \times \{\psi_R^*(\nu_b|X_{g+\ell n}) - \widehat{\psi}_R^{(\ell)}(\nu_b|X_{g+\ell n})\}^2 \leq 4\{\psi_R^*(\nu_b|X_{g+\ell n}) - \widehat{\psi}_R^{(\ell)}(\nu_b|X_{g+\ell n})\}^2. \end{aligned}$$

It follows from Theorem 2.1 of Bercu and Touati (2008) that, for any y and τ ,

$$\mathbb{P}\left(\left|\sum_{g=1}^{n-q+1} \phi_{\ell,g,q,b}^*\right| \geq \tau, \sum_{g=1}^{n-q+1} 4\{\psi_R^*(\nu_b|X_{g+\ell n}) - \widehat{\psi}_R^{(\ell)}(\nu_b|X_{g+\ell n})\}^2 \leq y\right) \leq 2 \exp\left(-\frac{\tau^2}{2y}\right).$$

Therefore, for any y and τ ,

$$\mathbb{P}\left(\left|\sum_{g=1}^{n-q+1} \phi_{\ell,g,q,b}^*\right| \geq \tau, \max_{b \in \{1, \dots, B\}} \sum_{g=1}^{n-q+1} \{\psi_R^*(\nu_b|X_{g+\ell n}) - \widehat{\psi}_R^{(\ell)}(\nu_b|X_{g+\ell n})\}^2 \leq \frac{y}{4}\right) \leq 2 \exp\left(-\frac{\tau^2}{2y}\right).$$

By Bonferroni's inequality, we obtain that, for any y and τ ,

$$\begin{aligned} \mathbb{P}\left(\max_{\substack{q \in \{2, \dots, Q\} \\ b \in \{1, \dots, B\}}} \left|\sum_{g=1}^{n-q+1} \phi_{\ell,g,q,b}^*\right| \geq \tau, \max_{b \in \{1, \dots, B\}} \sum_{t=1}^{n-q+1} \{\psi_R^*(\nu_b|X_{\ell.n+t}) - \widehat{\psi}_R^{(\ell)}(\nu_b|X_{\ell.n+t})\}^2 \leq \frac{y}{4}\right) &\leq 2BQ \exp\left(-\frac{\tau^2}{2y}\right). \end{aligned}$$

Setting $y = 4\sqrt{T}$, we obtain that,

$$\mathbb{P}\left(\max_{\substack{q \in \{2, \dots, Q\} \\ b \in \{1, \dots, B\}}} \left|\sum_{g=1}^{n-q+1} \phi_{\ell,g,q,b}^*\right| \geq \tau, \max_{b \in \{1, \dots, B\}} \sum_{t=1}^{n-q+1} \{\psi_R^*(\nu_b|X_{\ell.n+t}) - \widehat{\psi}_R^{(\ell)}(\nu_b|X_{\ell.n+t})\}^2 \leq \frac{y}{4}\right) \leq 2BQ \exp\left(-\frac{\tau^2}{2y}\right).$$

$$-\widehat{\psi}_R^{(\ell)}(\nu_b|X_{\ell:n+t})\}^2 \leq \sqrt{T} \Big) \leq 2BQ \exp\left(-\frac{\tau^2}{8\sqrt{T}}\right),$$

For any sufficiently small $\varepsilon > 0$, it follows from (39) that,

$$\mathbb{P}\left(\max_{\substack{q \in \{2, \dots, Q\} \\ b \in \{1, \dots, B\}}} \left| \sum_{g=1}^{n-q+1} \phi_{\ell, g, q, b}^* \right| \geq \tau\right) \leq 2BQ \exp\left(-\frac{\tau^2}{8\sqrt{T}}\right) + o(1). \quad (42)$$

Setting $\tau = T^{1/4} \sqrt{8 \log(BQT)}$, the right-hand-side of (42) is $o(1)$. Under the given conditions on B and Q , we obtain that

$$\max_{q, b} \sqrt{T - n - (q - 1)(L - 1)} |R_{2, \ell}^{(1)}(q, \mu_b, \nu_b)| = o_p(\log^{-1/2}(T)).$$

Step 2. For any $0 < t < n - q + 1$, define the vectors $\lambda_{R, \ell, q, t}^*, \lambda_{I, \ell, q, t}^* \in \mathbb{R}^B$, whose b -th element corresponds to the real and imaginary part of

$$\frac{1}{\sqrt{T - n - (q - 1)(L - 1)}} \left\{ \exp(i\mu_b^\top X_{\ell:n+t+q-1}) - \varphi^*(\mu_b|X_{\ell:n+t+q-2}) \right\} \\ \left\{ \exp(i\nu_b^\top X_{\ell:n+t-1}) - \psi^*(\nu_b|X_{\ell:n+t}) \right\},$$

respectively. Let $\lambda_{q, t}^*$ denote the $(2B)$ -dimensional vector $(\lambda_{R, \ell, q, t}^{*\top}, \lambda_{I, \ell, q, t}^{*\top})^\top$. In addition, define the $(2B(Q+1))$ -dimensional vector λ_t^* as $(\lambda_{0, t}^{*\top}, \lambda_{1, t-1}^{*\top} \mathbb{I}(t > 1), \dots, \lambda_{Q, t-Q}^{*\top} \mathbb{I}(t > Q))^\top$.

For any $1 \leq g \leq T - n - (q - 1)(L - 1)$, let $\mathcal{F}^{(0)} = \{X_1\} \cup \{\mu_1, \dots, \mu_B, \nu_1, \dots, \nu_B\}$ and recursively define $\mathcal{F}^{(g)} = \mathcal{F}^{(g-1)} \cup \{X_g\}$. The vector $M_{n, T} = \sum_{g=1}^{T-n-(L-1)} \lambda_g^*$ forms a sum of martingale difference sequence with respect to the filtration $\{\sigma(\mathcal{F}^{(g)}) : g \geq 0\}$. Note that $S^* = \|\sum_{g=1}^{T-n-(L-1)} \lambda_g^*\|_\infty$. In this step, we apply the high-dimensional martingale central limit theorem of Belloni and Oliveira (2018) to establish the limiting distribution of S^* . A similar result as that in Belloni and Oliveira (2018) is also given in Chernozhukov et al. (2013).

For $1 \leq g \leq T - n - (L - 1)$, let

$$\Sigma_g = \sum_{g=1}^{T-n-(L-1)} \mathbb{E}(\lambda_g^* \lambda_g^{*\top} | \mathcal{F}^{(g-1)}), \quad \text{and} \quad V^* = \sum_{g=1}^{T-n-(L-1)} \Sigma_g.$$

Using similar arguments as in proving (41), we can show that, with probability $1 - O(T^{-1})$, $\|V^* - V_0\|_{\infty, \infty} = O((T)^{-1/2} \log(BT)) + O((T)^{-1} \log^2(BT))$, where $V_0 = \mathbb{E}(V^*)$. Under the

given conditions on B , we have $\|V^* - V_0\|_{\infty, \infty} \leq \kappa_{B,T}$, for some $\kappa_{B,T} = O((T)^{-1/2} \log(T))$, with probability $1 - O(T^{-1})$. In addition, under the boundedness assumption, all the elements in V^* and V_0 are uniformly bounded by some constant. It then follows that,

$$\mathbb{E}\|V^* - V_0\|_{\infty, \infty} \leq \kappa_{B,T} + \mathbb{P}(\|V^* - V_0\|_{\infty, \infty} > \kappa_{B,T}) = O((T)^{-1/2} \log(T)).$$

By Theorem 3.1 of Belloni and Oliveira (2018), we have that, for any Borel set \mathcal{R} and any $\delta > 0$,

$$\begin{aligned} \mathbb{P}(S^* \in \mathcal{R}) &\leq \mathbb{P}(\|N(0, V_0)\|_{\infty} \in \mathcal{R}^{C\delta}) \\ &\leq C \left(\frac{1}{T} + \frac{\log(BT) \log(BQ)}{\delta^2 \sqrt{T}} + \frac{\log^3(BQ)}{\delta^3 \sqrt{T}} + \frac{\log^3(BQ)}{\delta^3} \sum_{g=1}^{T-n-(L-1)} \mathbb{E}\|\eta_g\|_{\infty}^3 \right), \end{aligned} \quad (43)$$

for some constant $C > 0$.

Under the boundedness assumption, the absolute value of each element in Σ_g is uniformly bounded by $16(T - n - (q - 1)(L - 1))^{-1} = O(T^{-1})$. With some direct calculation, we can show that $\sum_{g=1}^{T-n-(L-1)} \mathbb{E}\|\eta_g\|_{\infty}^3 = O((T)^{-1/2} \log^{3/2}(BQ))$. In addition, we have $Q = O(T)$, and $B = O((T)^{c_*})$. Combining these together with (43) yields that

$$\mathbb{P}(S^* \in \mathcal{R}) \leq \mathbb{P}(\|N(0, V_0)\|_{\infty} \in \mathcal{R}^{C\delta}) + O(1) \left(\frac{1}{T} + \frac{\log^2(T)}{\delta^2 \sqrt{T}} + \frac{\log^{9/2}(T)}{\delta^3 \sqrt{T}} \right), \quad (44)$$

where $O(1)$ denotes some positive constant.

Setting $\mathcal{R} = (z, +\infty)$ and $\delta = \varepsilon \log^{-1/2}(T)/C$, we obtain that,

$$\mathbb{P}(S^* \leq z) \geq \mathbb{P}(\|N(0, V_0)\|_{\infty} \leq z - \varepsilon \log^{-1/2}(T)) - o(1).$$

Setting $\mathcal{R} = (-\infty, z]$, we can similarly show that,

$$\mathbb{P}(S^* \leq z) \leq \mathbb{P}(\|N(0, V_0)\|_{\infty} \leq z + \varepsilon \log^{-1/2}(T)) + o(1).$$

Step 3. We break this step into two parts. First, we show V_0 is a block diagonal matrix. Specifically, let V_{0,q_1,q_2} denote the $(2B) \times (2B)$ submatrix of V_0 formed by the rows in $\{2q_1B + 1, 2q_1B + 2, \dots, 2(q_1 + 1)B\}$ and the columns in $\{2q_2B + 1, 2q_2B + 2, \dots, 2(q_2 + 1)B\}$. For any $q_1 \neq q_2$, we show $V_{0,q_1,q_2} = O_{(2B) \times (2B)}$. Next, letting $\Sigma^{(q)}$ denote $V_{0,q,q}$, we establish an

upper bound for $\max_{q \in \{2, \dots, Q\}} \|\Sigma^{(q)} - \widehat{\Sigma}^{(q)}\|_{\infty, \infty}$. Let \widehat{V} be a block diagonal matrix where the diagonal blocks are given by $\widehat{\Sigma}^{(0)}, \widehat{\Sigma}^{(1)}, \dots, \widehat{\Sigma}^{(Q)}$, we obtain the bound for $\|V_0 - \widehat{V}\|_{\infty, \infty}$

First, let $\lambda_{R,q,t,b}^*$ and $\lambda_{I,q,t,b}^*$ denote the b -th element of $\lambda_{R,\ell,q,t}^*$ and $\lambda_{I,\ell,q,t}^*$, respectively. Each element in V_{0,q_1,q_2} equals $\mathbb{E}(\sum_t \lambda_{Z_1,q_1,t,b_1}^*)(\sum_t \lambda_{Z_2,q_2,t,b_2}^*)$, for some $b_1, b_2 \in \{1, \dots, B\}$ and $Z_1, Z_2 \in \{R, I\}$. In the following, we show that,

$$\mathbb{E} \left(\sum_t \lambda_{R,q_1,t,b_1}^* \right) \left(\sum_t \lambda_{R,q_2,t,b_2}^* \right) = 0, \quad \forall q_1 \neq q_2.$$

Similarly, we can show that $\mathbb{E}(\sum_t \lambda_{R,q_1,t,b_1}^*)(\sum_t \lambda_{I,q_2,t,b_2}^*) = 0$, and $\mathbb{E}(\sum_t \lambda_{I,q_1,t,b_1}^*)(\sum_t \lambda_{I,q_2,t,b_2}^*) = 0$, for any $q_1 \neq q_2$.

Toward our goal, since the observations in different time series are i.i.d., it suffices to show,

$$\sum_j \mathbb{E} \left(\sum_t \lambda_{R,q_1,t,b_1}^* \right) \left(\sum_t \lambda_{R,q_2,t,b_2}^* \right) = 0, \quad \forall q_1 \neq q_2,$$

or equivalently,

$$\mathbb{E} \left(\sum_t \lambda_{R,q_1,0,t,b_1}^* \right) \left(\sum_t \lambda_{R,q_2,0,t,b_2}^* \right) = 0, \quad \forall q_1 \neq q_2, \quad (45)$$

By definition, we have that,

$$\lambda_{R,q,0,t,b}^* = \frac{1}{\sqrt{T-n-(q-1)(L-1)}} \left\{ \cos(\mu_b^\top X_{t+q-1+n}) - \varphi_R^*(\mu_b | X_{t+q-2+n}) \right\} \\ \left\{ \cos(\nu_b^\top X_{t-1+n}) - \psi_R^*(\nu_b | X_{t+n}) \right\}.$$

Since $q_1 \neq q_2$, for any t_1, t_2 , we have either $t_1 + q_1 \neq t_2 + q_2$, or $t_1 \neq t_2$. Suppose $t_1 + q_1 > t_2 + q_2$. Under the Markov property, we have that, for any b ,

$$\mathbb{E}[\{\cos(\mu_b^\top X_{t_1+q_1-1+n}) - \varphi_R^*(\mu_b | X_{t_1+q_1-2+n})\} | \{X_j\}_{j \leq t_1+q_1-2+n}] = 0.$$

Therefore, for any b_1, b_2 ,

$$\mathbb{E} \lambda_{R,q_1,0,t_1,b_1}^* \lambda_{R,q_2,0,t_2,b_2}^* = 0. \quad (46)$$

Similarly, when $t_1 + q_1 < t_2 + q_2$, we can show (46) holds as well.

Suppose $t_1 < t_2$, under H_0 , we have that, for any b ,

$$\mathbb{E}[\{\cos(\nu_b^\top X_{t_1-1+n}) - \varphi_R^*(\nu_b | X_{t_1+n})\} \{X_j\}_{j \geq t_1+n}] = 0,$$

and hence (46) holds. Similarly, when $t_1 > t_2$, we can show (46) holds as well. This yields (45).

Next, for any $q \in \{2, \dots, Q\}$, we can represent $\widehat{\Sigma}^{(q)} - \Sigma^{(q)}$ by

$$\sum_{\ell=1}^{L-1} \sum_{t=1}^{n-q+1} \frac{(\lambda_{R,\ell,q,t}^\top, \lambda_{I,q,t}^\top)^\top (\lambda_{R,\ell,q,t}^\top, \lambda_{I,q,t}^\top) - (\lambda_{R,\ell,q,t}^{*\top}, \lambda_{I,q,t}^{*\top})^\top (\lambda_{R,\ell,q,t}^{*\top}, \lambda_{I,q,t}^{*\top})}{T - n - (q-1)(L-1)}. \quad (47)$$

Using similar arguments as in Step 1 of the proof, we can show that, with probability tending to 1, the absolute value of each element in (47) is upper bounded by $c_0^*(T)^{-c^{**}}$, for any $q \in \{2, \dots, Q\}$ and some constants $c_0, c^* > 0$. Therefore, we obtain that, with probability tending to 1, $\max_{q \in \{2, \dots, Q\}} \|\widehat{\Sigma}^{(q)} - \Sigma^{(q)}\|_{\infty, \infty} = O((T)^{-c^{**}})$. This completes the proof of Theorem 5. \square

.1.7 Proof of Theorem 6

Under the condition that $\sup_{q, \mu, \nu} S_0(q, \mu, \nu) \gg T^{-1/2} \log^{1/2}(T)$, there exist some q_0, μ_0 and ν_0 , such that $S_0(q, \mu_0, \nu_0) \gg T^{-1/2} \log^{1/2}(T)$. Note that the objective function $S_0(q, \mu_0, \nu_0)$ is Lipschitz continuous in μ and ν . As such, for any μ and ν within the interval $[\mu_0 - T^{-1/2} \log^{1/2}(T), \mu_0 + T^{-1/2} \log^{1/2}(T)]$ and $[\nu_0 - T^{-1/2} \log^{1/2}(T), \nu_0 + T^{-1/2} \log^{1/2}(T)]$, we have that

$$\sup_q S_0(q, \mu, \nu) \gg T^{-1/2} \log^{1/2}(T).$$

Since each μ, ν is independently normally distributed, the probability that μ, ν falls into this interval is lower bounded by $cT^{-1/2} \log^{1/2}(T)$, for some constant $c \geq 0$. Since we randomly generate B pairs of μ, ν , the probability that at least one pair of μ, ν falls into this interval is lower bounded by

$$1 - \{1 - cT^{-1/2} \log^{1/2}(T)\}^B \geq 1 - \exp\{-cBT^{-1/2} \log^{1/2}(T)\}$$

The above probability tends to 1 under the condition that $B = \kappa_1 T^{\kappa_2}$, for some $\kappa_2 \geq 1/2$. As a result, we obtain that,

$$\max_{b \in \{1, 2, \dots, B\}} \max_{q \in \{2, \dots, Q\}} S_0(q, \mu, \nu) \gg T^{-1/2} \log^{1/2}(T)$$

Following similar arguments as in the proof of Theorem 5, we can show that,

$$\begin{aligned} \max_{b \in \{1, \dots, B\}} \max_{q \in \{2, \dots, Q\}} \sqrt{T - n - (q-1)(L-1)} |\widehat{S}(q, \mu_b, \nu_b) - S^*(q, \mu_b, \nu_b)| &= o_p(\log^{-1/2}(T)). \\ \max_{b \in \{1, \dots, B\}} \max_{q \in \{2, \dots, Q\}} \sqrt{T - n - (q-1)(L-1)} |S_0(q, \mu_b, \nu_b) - S^*(q, \mu_b, \nu_b)| &= O_p(\log^{1/2}(T)). \end{aligned}$$

It then follows that,

$$\max_{b \in \{1, \dots, B\}} \max_{q \in \{2, \dots, Q\}} \sqrt{T - n - (q-1)(L-1)} |\widehat{S}(q, \mu_b, \nu_b) - S_0(q, \mu_b, \nu_b)| = O_p(\log^{1/2}(T)).$$

In addition, with some direct calculation, we have that,

$$\begin{aligned} & \max_{b \in \{1, \dots, B\}} \max_{q \in \{2, \dots, Q\}} \sqrt{T - n - (q-1)(L-1)} |\widehat{S}(q, \mu_b, \nu_b) - S_0(q, \mu_b, \nu_b)| \\ & \geq \max_{b \in \{1, \dots, B\}} \max_{q \in \{2, \dots, Q\}} \sqrt{T - n - (q-1)(L-1)} \left[|S_0(q, \mu_b, \nu_b)| - |\widehat{S}(q, \mu_b, \nu_b)| \right] \\ & \geq \max_{b \in \{1, \dots, B\}} \max_{q \in \{2, \dots, Q\}} \sqrt{T - n - (q-1)(L-1)} |S_0(q, \mu_b, \nu_b)| \\ & \quad - \sqrt{T - n - (q_0+1)(L-1)} |\widehat{S}(q_0, \mu_{b_0}, \nu_{b_0})|, \quad \text{for any } q_0, b_0 \\ & \geq \max_{b \in \{1, \dots, B\}} \max_{q \in \{2, \dots, Q\}} \sqrt{T - n - (q-1)(L-1)} |S_0(q, \mu_b, \nu_b)| \\ & \quad - \max_{b \in \{1, \dots, B\}} \max_{q \in \{2, \dots, Q\}} \sqrt{T - n - (q-1)(L-1)} |\widehat{S}(q, \mu_b, \nu_b)| \end{aligned}$$

To summarize, we have that,

$$\begin{aligned} & \max_{b \in \{1, \dots, B\}} \max_{q \in \{2, \dots, Q\}} \sqrt{T - n - (q-1)(L-1)} |\widehat{S}(q, \mu_b, \nu_b)| \\ & \geq \max_{b \in \{1, \dots, B\}} \max_{q \in \{2, \dots, Q\}} \sqrt{T - n - (q-1)(L-1)} |S_0(q, \mu_b, \nu_b)| + O_p(\log^{1/2} T) \end{aligned}$$

Under the condition that $\max_{b \in \{1, 2, \dots, B\}} \max_{q \in \{2, \dots, Q\}} S_0(q, \mu, \nu) \gg T^{-1/2} \log^{1/2}(T)$, we have $\widehat{S} = \max_{b \in \{1, \dots, B\}} \max_{q \in \{2, \dots, Q\}} \sqrt{T - n - (q-1)(L-1)} \widehat{S}(q, \mu_b, \nu_b) \gg \log^{1/2}(T)$.

Using similar arguments as in the proof of Theorem 5, we obtain that $\max_{q \in \{2, \dots, Q\}} \|\widehat{\Sigma}^{(q)} - \Sigma^{(q)}\|_{\infty, \infty} = O(T^{-c^{**}})$, with probability tending to 1, for some constant $c^{**} > 0$. Therefore, there exist some constants $C, C' > 0$, such that $\widehat{c}_\alpha < C \log^{1/2}(B) = C' \log^{1/2}(T)$. Since $\widehat{S} \gg \log^{1/2}(T)$, we have that $\mathbb{P}(\widehat{S} > \widehat{c}_\alpha) \rightarrow 1$, as $T \rightarrow \infty$. This completes the proof of Theorem 6. \square

.1.8 Auxiliary Lemmas

We present a set of auxiliary lemmas that are useful for our proofs.

The first lemma establishes the approximation bound of DNN, which is used to calculate the approximation error of the mixture density network. It follows directly from Lemma 7 in Farrell et al. (2021), and its proof is omitted.

Lemma 2. *There exists a DNN class \mathcal{F}_{DNN} with the ReLU activation, such that, for any $\epsilon > 0$,*

- (i) *\mathcal{F}_{DNN} approximates $W^{\gamma, \infty}([-1, 1]^d)$, in the sense that, for any $g^* \in W^{\gamma, \infty}([-1, 1]^d)$, there exists a $g_\epsilon \in \mathcal{F}_{DNN}$ and $C_1 > 0$, such that $\|g_\epsilon - g^*\|_\infty \leq \epsilon$.*
- (ii) *$H(\epsilon) \leq C_1(\log(\frac{1}{\epsilon}) + 1)$ and $W(\epsilon), U(\epsilon) \leq C_1 \cdot \epsilon^{-\frac{d}{\gamma}}(\log(\frac{1}{\epsilon}) + 1)$, where H denotes the number of layers, W the number of weights, and U the total number of hidden units.*

The next lemma establishes the approximation error bound for the mixture density network. This bound is affected by the approximation error in Assumption 2 through the parameter ω_1 . The specific selection of ϵ in the main proof is a tradeoff between the approximation error and the Rademacher complexity.

Lemma 3. *Suppose Assumptions 2 and 3 hold. Then for any $\epsilon > 0$ and integer $G \geq 1$, there exists a set of DNN functions $\{(g_{g1}, g_{g2}, g_{g3})_{g=1}^G\}$ whose network architectures depend on ϵ such that*

- (i) *$\|f^* - f_T\|_\infty \leq C'_2 G^{4\omega_2} \epsilon + O(G^{-\omega_1})$ where $f_T = \sum_{g=1}^G g_{g1}(x) \frac{1}{\sqrt{2\pi} g_{g3}(x)} e^{-\frac{(y-g_{g2}(x))^2}{2g_{g3}^2(x)}}$, for some constant $C'_2 > 0$ that is independent of ϵ ;*

- (ii) *the number of hidden layer H_{gj} , the number of parameters W_{gj} , and the total number of hidden units U_{gj} satisfy that*

- (a) $H_{gj} \leq C_1 \{\log(G/\epsilon) + 1\}$
- (b) $W_{gj} \leq C_1 G^{\frac{d}{\gamma}} \epsilon^{-\frac{d}{\gamma}} \{\log(G/\epsilon) + 1\}$
- (c) $U_{gj} \leq C_1 G^{\frac{d}{\gamma}} \epsilon^{-\frac{d}{\gamma}} \{\log(G/\epsilon) + 1\}$

We remark that H_{gj} , W_{gj} , and U_{gj} depend on ϵ , as specified in (ii).

Proof: By Lemma 2, for any $\epsilon > 0$ and $G \geq 1$, there exists a set of DNN functions $\{(g_{g1}, g_{g2}, g_{g3})_{g=1}^G\}$, such that,

$$\|g_{g1} - \alpha_g^*\|_\infty \leq \frac{\epsilon}{G}, \quad \|g_{g2} - \mu_g^*\|_\infty \leq \frac{\epsilon}{G}, \quad \|g_{g3} - \sigma_g^*\|_\infty \leq \frac{\epsilon}{G}. \quad (48)$$

Besides, H_{gj} and W_{gj} of the DNN functions class satisfy that $H_{gj} \leq C_1\{\log(G/\epsilon) + 1\}$, $W_{gj} \leq C_1 G^{\frac{d}{\gamma}} \epsilon^{-\frac{d}{\gamma}}\{\log(G/\epsilon) + 1\}$, and $U_{gj} \leq C_1 G^{\frac{d}{\gamma}} \epsilon^{-\frac{d}{\gamma}}\{\log(G/\epsilon) + 1\}$. Therefore,

$$\|f^* - f_T\|_\infty = \left\| \sum_{g=1}^G \alpha_g^*(x) \frac{1}{\sqrt{2\pi\sigma_g^*(x)}} e^{-\frac{(y-\mu_g^*(x))^2}{2\sigma_g^{*2}(x)}} + O(G^{-\omega_1}) - \sum_{g=1}^G g_{g1}(x) \frac{1}{\sqrt{2\pi g_{g3}(x)}} e^{-\frac{(y-g_{g2}(x))^2}{2g_{g3}^2(x)}} \right\|_\infty$$

Since $|y| \leq 1$, $|\mu_g^*(x)| \leq C_2$, and $C_2^{-1}G^{-\omega_2} \leq \sigma_g^*(x) \leq C_2$, there exists a constant \tilde{C}_1 , such that

$$\left\| \frac{1}{\sqrt{2\pi\sigma_g^*(x)}} e^{-\frac{(y-\mu_g^*(x))^2}{2\sigma_g^{*2}(x)}} \right\|_\infty \leq \tilde{C}_1 G^{\omega_2}.$$

By (48) and since every differentiable function with bounded gradient is Lipschitz, there exists a constant \tilde{C}_2 , such that

$$\left\| \frac{1}{\sqrt{2\pi\sigma_g^*(x)}} e^{-\frac{(y-\mu_g^*(x))^2}{2\sigma_g^{*2}(x)}} - \frac{1}{\sqrt{2\pi g_{g2}(x)}} e^{-\frac{(y-g_{g2}(x))^2}{2g_{g3}^2(x)}} \right\|_\infty \leq \tilde{C}_2 \frac{\epsilon G^{4\omega_2}}{G}.$$

Applying the triangle inequality, we obtain that there exists a constant $C'_2 > 0$ such that,

$$\|f^* - f_T\|_\infty \leq C'_2 G^{4\omega_2} \epsilon + O(G^{-\omega_1})$$

This completes the proof of Lemma 3. \square

The next lemma connects the metric entropy between the function class of mixture density network and the deep neural network (DNN). The transition between the two metric entropies introduces a multiplier of G as the cost.

Lemma 4. *Suppose Assumptions 2 and 3 hold. Then there exists a constant $C_3 > 0$, such that*

$$\log \mathcal{T}(\delta, \mathcal{F}, \|\cdot\|_n) \leq G \log \mathcal{T}\left(\frac{\delta}{C_3 G^{3/2+3\omega_2}}, \mathcal{F}_{DNN}, \|\cdot\|_n\right)$$

Proof: We first establish the Lipschitz condition. We compute the partial derivative of

$$f(y|x) = \sum_{g=1}^G \alpha_g(x) \frac{1}{\sqrt{2\pi}\sigma_g(x)} e^{-\frac{(y-\mu_g(x))^2}{2\sigma_g^2(x)}} \in \mathcal{F},$$

with respect to $\alpha_g, \mu_g, \sigma_g$. Since $|y| \leq 1, 0 \leq \alpha_g \leq 1, |\mu_g(x)| \leq C_2$, and $C_2^{-1}G^{\omega_2} \leq \sigma_g(x) \leq C_2$, there exists $C'_3 > 0$, which depends on A_1, A_2, A_3 and A_4 , such that

$$\begin{aligned} \left| \frac{\partial f}{\partial \alpha_g} \right| &= \frac{1}{\sqrt{2\pi}\sigma_g(x)} e^{-\frac{(y-\mu_g(x))^2}{2\sigma_g^2(x)}} \leq C'_3 G^{\omega_2} \\ \left| \frac{\partial f}{\partial \mu_g} \right| &= \frac{|y - \mu_g(x)|}{\sigma_g^2(x)} \frac{\alpha_g}{\sqrt{2\pi}\sigma_g(x)} e^{-\frac{(y-\mu_g(x))^2}{2\sigma_g^2(x)}} \leq C'_3 G^{2\omega_2} \\ \left| \frac{\partial f}{\partial \sigma_g} \right| &= \left| \frac{(y - \mu_g(x))^2}{\sigma_g^3(x)} - \frac{1}{\sigma_g(x)} \right| \frac{\alpha_g}{\sqrt{2\pi}\sigma_g(x)} e^{-\frac{(y-\mu_g(x))^2}{2\sigma_g^2(x)}} \leq C'_3 G^{3\omega_2} \end{aligned}$$

Then, for any two neural network models $f, g \in \mathcal{F}$, there exists a constant C_3 , which depends on C'_3 , such that

$$\begin{aligned} |f - g|^2 &\leq \sum_{j=1}^G C_3^2 G^{2\omega_2} G |h_{\alpha_j}^{(f)}(x) - h_{\alpha_j}^{(g)}(x)|^2 \\ |f - g|^2 &\leq \sum_{j=1}^G C_3^2 G^{4\omega_2} G |h_{\mu_j}^{(f)}(x) - h_{\mu_j}^{(g)}(x)|^2 \\ |f - g|^2 &\leq \sum_{j=1}^G C_3^2 G^{6\omega_2} G |h_{\sigma_j}^{(f)}(x) - h_{\sigma_j}^{(g)}(x)|^2 \end{aligned}$$

where $h^{(f)}$ and $h^{(g)}$ are for the neural network f and g , respectively, and we utilize the property that the relu, softmax and surplus functions are all 1-Lipschitz.

Next, we apply Lemma A.6 of Chernozhukov et al. (2012), and obtain that,

$$\mathcal{T}(\delta, \mathcal{F}, \|\cdot\|_n) \leq \left\{ \mathcal{T} \left(\frac{\delta}{C_3 G^{3/2+3\omega_2}}, \mathcal{F}_{\text{DNN}}, \|\cdot\|_n \right) \right\}^G. \quad (49)$$

Taking the logarithm transformation on both sides yields that

$$\log \mathcal{T}(\delta, \mathcal{F}, \|\cdot\|_n) \leq G \log \mathcal{T} \left(\frac{\delta}{C_3 G^{3/2+3\omega_2}}, \mathcal{F}_{\text{DNN}}, \|\cdot\|_n \right). \quad (50)$$

This completes the proof of Lemma 4. \square

Since we consider the stationary time series in our setting, we cannot apply some traditional empirical inequalities, such as the Bernstein's inequality and Theorem 2.1 of Bartlett et al. (2005), developed for i.i.d. data. The next lemma relaxes the i.i.d. constraint and enables the application of those inequalities in the setting of time series with β -mixing.

Lemma 5. *Suppose there are a sequence of stationary time series, $U = (X_1, X_2, \dots, X_T)$, with a common marginal distribution, and each $X_t \in \mathcal{R}^d$, $t = 1, \dots, T$. Suppose the β -mixing coefficient of the sequence satisfies that $\beta(p) \leq c_1 e^{-c_2 p}$ for some c_1, c_2 . Then there exists a sequence, $U_i^0 = (X_{ip+1}^0, X_{ip+2}^0, \dots, X_{ip+p}^0)$, for $i \geq 0$, such that*

(i) U_i^0 has the same distribution as $U_i = (X_{ip+1}, X_{ip+2}, \dots, X_{ip+p})$.

(ii) The sequence $\{U_{2i}^0\}_{i \geq 0}$ is i.i.d., and so is $\{U_{2i+1}^0\}_{i \geq 0}$.

(iii) For any $i \geq 0$, $\mathbb{P}(U_i \neq U_i^0) \leq \beta(p)$

(iv) $\mathbb{P}(|G_T(U) - G_T(U^0)| \neq 0) \leq p^{-1} T \beta(p)$, where $G_T(U) = \sqrt{T} \left\{ \frac{1}{T} \sum_{t=1}^T f(X_{t+1}|X_t) - \mathbb{E}f \right\}$, and $G_T(U^0) = \sqrt{T} \left\{ \frac{1}{T} \sum_{t=1}^T f(X_{t+1}^0|X_t^0) - \mathbb{E}f \right\}$.

Proof: The first three statements can be obtained directly from Lemma 4.1 of Dedecker and Louhichi (2002). For the last statement, we have that,

$$\mathbb{P}(|G_T(U) - G_T(U^0)| \neq 0) \leq \mathbb{P} \left(\frac{2\|f\|_\infty}{\sqrt{T}} \sum_{t=1}^T \mathbf{1}_{\{X_t \neq X_t^0\}} \neq 0 \right) \leq \frac{T}{p} \mathbb{P}(U_i \neq U_i^0) \leq \frac{T}{p} \beta(p).$$

This completes the proof of Lemma 5. \square

The next lemma presents an uniform bound for the forward and the backward learner across all the choices of b . This convergence rate is important for establishing Theorem 5 and 6.

Lemma 6. *Suppose the conditions in Theorem 5 hold. Then there exists a constant $c_0 > 1/2$, such that*

$$\begin{aligned} \max_{1 \leq b \leq B} \int_x |\widehat{\varphi}^{(\ell)}(\mu_b|x) - \varphi^*(\mu_b|x)|^2 \mathbb{F}(dx) &= O_p(T^{-c_0}), \\ \max_{1 \leq b \leq B} \int_x |\widehat{\psi}^{(\ell)}(\nu_b|x) - \psi^*(\nu_b|x)|^2 \mathbb{F}(dx) &= O_p(T^{-c_0}), \end{aligned}$$

where \mathbb{F} denotes the cumulative distribution function of X_1 , and $\widehat{\varphi}^{(\ell)}$ and $\widehat{\psi}^{(\ell)}$ are the bounded functions estimated by the mixture density network under Assumption 3.

Proof: By Theorem3, there exists a constants $c > 0$, such that, with probability at least $1 - O(T)$,

$$\left\| \widehat{f}_{X_{t+1}|X_t}^{(\ell)} - f_{X_{t+1}|X_t}^* \right\|_2 \leq cd \left\{ G^{-\omega_1} + G^{\frac{\gamma+d}{2\gamma} + 4\omega_2} T^{-\frac{\gamma}{2\gamma+d}} \log^3(TG) \right\}$$

For the given $X_{(\ell-1)n+1}, \dots, X_{\ell n}$, for $\widetilde{X}_{t+1}|X_t$ sampled from $\widehat{f}_{X_{t+1}|X_t}^{(\ell)}$, and a given function h bounded by some constant H_0 , we have that,

$$\begin{aligned} & \frac{1}{M} \sum_{j=1}^M h(\widetilde{X}_{t+1}^{(j)}|X_t) - E_{f^*} h(X_{t+1}|X_t) \\ &= \frac{1}{M} \sum_{j=1}^M h(\widetilde{X}_{t+1}^{(j)}|X_t) - E_{\widehat{f}} h(X_{t+1}|X_t) + E_{\widehat{f}} h(X_{t+1}|X_t) - E_{f^*} h(X_{t+1}|X_t) \end{aligned} \quad (51)$$

where E_f denotes the expectation by using f as the density function, and $E_{\widehat{f}}$ by using \widehat{f} as the density. Since $|h(\widetilde{X}_{t+1}|X_t)| \leq H_0$, applying the Hoeffding bound, we have that, with probability at least $1 - e^{-t^2/(2MH_0^2)} - C_{10}/M - O(T^{-1})$,

$$\sum_{j=1}^M \left\{ h(\widetilde{X}_{t+1}^{(j)}|X_t) - E_{\widehat{f}} h(\widetilde{X}_{t+1}|X_t) \right\} \leq t. \quad (52)$$

Setting $t = M^{1/2} \log M$, and plugging (52) into (51), we obtain that, with probability as least $1 - M^{-1/(2H_0^2)} - C_{10}/M - O(T^{-1})$,

$$\begin{aligned} & \left| \frac{1}{M} \sum_{j=1}^M h(\widetilde{X}_{t+1}^{(j)}|X_t) - E_{f^*} [h(X_{t+1}|X_t)] \right|^2 \\ & \leq \left| \frac{1}{M^{1/2} \log M} + E_{\widehat{f}} [h(X_{t+1}|X_t)] - E_{f^*} [h(X_{t+1}|X_t)] \right|^2 \\ & \leq \left| \frac{1}{M^{1/2} \log M} + \int |h(y)| \frac{|\widehat{f}(y|X_t) - f^*(y|X_t)|}{f^*(y|X_t)} f^*(y|X_t) dy \right|^2 \end{aligned}$$

Then by Cauchy–Schwarz inequality, we obtain that,

$$\begin{aligned} & \left| \frac{1}{M} \sum_{j=1}^M h(\widetilde{X}_{t+1}^{(j)}|X_t) - E_{f^*} [h(X_{t+1}|X_t)] \right|^2 \\ & \leq \frac{2}{M \log^2 M} + \frac{2}{C^2} \|\widehat{f}(y|X_t) - f^*(y|X_t)\|_2^2 \int |h(y)|^2 f^*(y|X_t) dy \\ & \leq \frac{2}{M \log^2 M} + \frac{2}{C^2} \|\widehat{f}(y|X_t) - f^*(y|X_t)\|_2^2 H_0^2 \end{aligned}$$

Taking the expectation of X and \sup_h on both sides, and using the result from Theorem 3, we obtain that, with probability as least $1 - (\kappa_1 T^{\kappa_2})^{-1/(2H_0^2)} - C_{10}/(\kappa_1 T^{\kappa_2}) - O(T^{-1})$,

$$\sup_h \mathbb{E}_X \left| \frac{1}{M} \sum_{j=1}^M h(\tilde{X}_{t+1}^{(j)} | X_t) - E_{f^*}[h(X_{t+1} | X_t)] \right|^2 \leq \frac{2}{M \log^2 M} + \sup_h \frac{2H_0^2}{C^2} \|\hat{f} - f^*\|_2^2 = o(T^{-1/2}),$$

where the last inequality holds due to the conditions of Theorem 5, where $M = \kappa_1 T^{\kappa_2}$ for some $\kappa_1 > 0$, $\kappa_2 \geq 1/2$, and the convergence rate for $\tilde{f}_{X_{t+1}|X_t}^{(\ell)}$ is $o(T^{-1/4})$. Setting the h function as the conditional characteristic functions $\hat{\varphi}^{(\ell)}(\mu_b | x)$ and $\hat{\psi}^{(\ell)}(\nu_b | x)$, both of which are upper bounded, then there exists a constant $c_0 \geq 1/2$, such that, with probability as least $1 - (\kappa_1 T^{\kappa_2})^{-1/(2H_0^2)} - C_{10}/(\kappa_1 T^{\kappa_2}) - O(T^{-1})$,

$$\begin{aligned} \max_{1 \leq b \leq B} \int_x |\hat{\varphi}^{(\ell)}(\mu_b | x) - \varphi^*(\mu_b | x)|^2 \mathbb{F}(dx) &= O_p(T^{-c_0}), \\ \max_{1 \leq b \leq B} \int_x |\hat{\psi}^{(\ell)}(\nu_b | x) - \psi^*(\nu_b | x)|^2 \mathbb{F}(dx) &= O_p(T^{-c_0}). \end{aligned}$$

This completes the proof of Lemma 6. □

.2 Additional Numerical Results

.2.1 Sensitivity analysis

We conduct a sensitivity analysis to investigate the performance of the proposed test under different choices of the hyper-parameters, including the number of data chunks L , the number of pseudo samples M from the forward and backward generators, the largest number of lags Q considered in the test, as well as the number of hidden units U . Each time we vary one hyper-parameter, while we fix the rest at the default values. We consider Model 1, i.e., the VAR model, in Section 5, with $T = 500$. Figure 2 reports the percentage of times the null hypothesis is rejected out of 500 data replications at the significance level $\alpha = 0.05$. It is seen that the test results are fairly stable across different values of the varying hyper-parameter, except that the power increases slightly as L increases. Overall, we conclude that the proposed test is not overly sensitive to the choice of these parameters, as long as they are in a reasonable range.

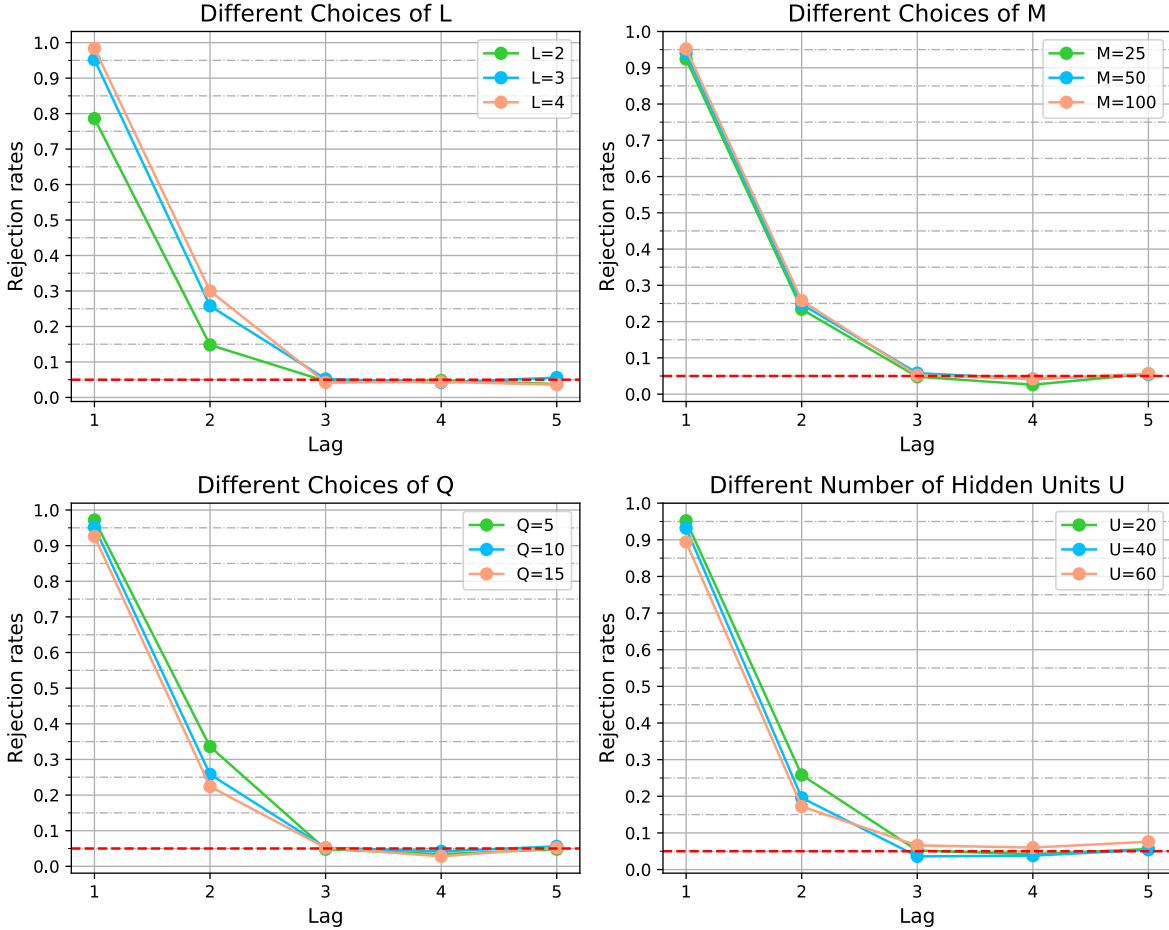


Figure 2: Sensitivity analysis: the percentage of times the null hypothesis is rejected out of 500 data replications at the significance level $\alpha = 0.05$ under difference values of the hyper-parameters L , M , Q , and U .

.2.2 Empirical evidence of Theorem 3

Theorem 3 establishes the error bound of the MDN estimator, and is critical for the consistency of the proposed test. We carry out an additional simulation to further study the result of Theorem 3 empirically. Specifically, we consider a simple version of Model 1, i.e., a one-dimensional AR(0.5) time series model, in Section 5. Since AR(0.5) is Gaussian, MDN can exactly approximate the true density function of the data generating process, so the approximation error is constant zero. As a result, $\|\widehat{f}_{X_{t+1}|X_t} - f_{X_{t+1}|X_t}^*\|_2$ only contains the estimation error. According to Theorem 3, $\|\widehat{f}_{X_{t+1}|X_t} - f_{X_{t+1}|X_t}^*\|_2$ should converge to zero at the rate of

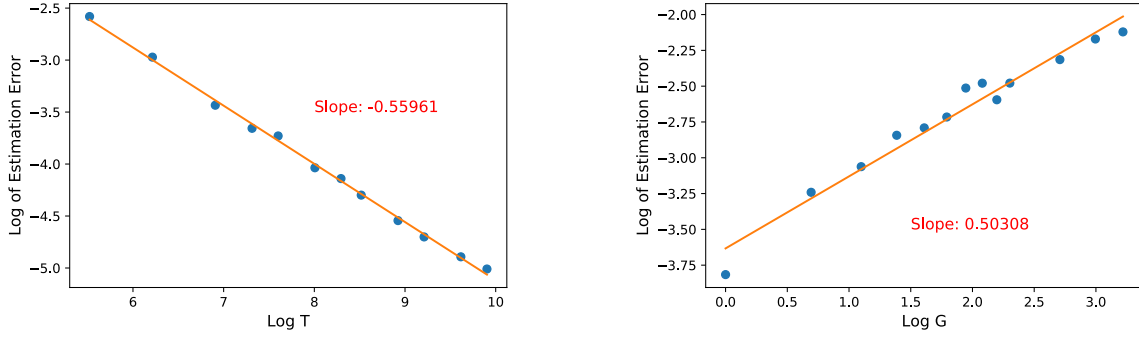


Figure 3: Average estimation error $\|\hat{f}_{X_{t+1}|X_t} - f_{X_{t+1}|X_t}^*\|_2$ across 50 data replications, as a function of the time series length T , or the number of mixture components G , all in the log scale.

$O(T^{-1/2})$ when the number of mixture components G is fixed, and at the rate of $O(G^{1/2})$ when the time series length T is fixed. So we fix $G = 1$ and vary T in the first case, whereas we fix $T = 2000$ and vary G in the second case, and we record the corresponding estimation error. Figure 3 reports the average estimation error across 50 data replications when T or G varies, all in the log scale. It is seen that the slopes from the empirical results agree well with the theoretical values.

.2.3 Contributing components for the proposed test

There are two key components in our proposed test: the MDN learner, and the doubly robust test statistic. We carry out additional simulations to evaluate the contributions of these components.

First, we compare the MDN learner with the local polynomial regression, in terms of the empirical convergence rate of the estimation error. We adopt Model 1, the VAR model, of Section 5, with $d = 3$. Figure 4 reports the average estimation error $\|\hat{f}_{X_{t+1}|X_t} - f_{X_{t+1}|X_t}^*\|_2$ across 50 data replications as the time series length T varies. The left panel is based on the MDN learner, and the right panel is based on the local polynomial regression. It is seen that the convergence rate of the MDN is much faster than that of the local polynomial regression.

Next, we compare our doubly robust test statistic in (6) with the test statistic in (4) that is not doubly robust, but we use the MDN learner in both cases. We again adopt Model 1, the

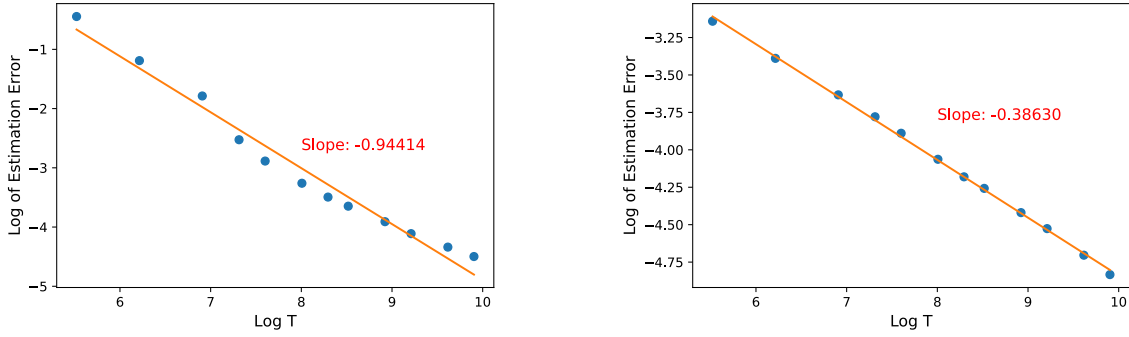


Figure 4: Average estimation error $\|\hat{f}_{X_{t+1}|X_t} - f_{X_{t+1}|X_t}^*\|_2$ across 50 data replications, as a function of the time series length T , all in the log scale. The left panel is based on the MDN learner, and the right panel is based the local polynomial regression.

VAR model, of Section 5, with $d = 3$. Table 3 reports the percentage of times out of 500 data replications when the null hypothesis is rejected under the significance level $\alpha = 0.05$, with the varying time series length $T = \{500, 1000, 1500\}$. The true order of the Markov model is $K = 3$. It is seen that the test statistic in (4) works well in this example as well. However, as we discuss in Section 2.2, the test statistic in (4) does not have the desirable theoretical guarantee, since the bias of this test statistic has the same order of magnitude as that of the estimator of conditional characteristic function. By contrast, the doubly robust test statistic can decay to zero at a faster rate than the convergence rate of the individual estimator of CCF.

Table 3: Percentage of times out of 500 data replications when the null hypothesis is rejected under the significance level $\alpha = 0.05$. The true order of the Markov model is $K = 3$. Two test statistics (6) and (4) are compared, while the MDN learner is used in both cases.

Order k	Test statistic	1	2	3	4	5
T = 500	(6)	0.952	0.258	0.052	0.042	0.056
	(4)	0.952	0.360	0.034	0.036	0.032
T = 1000	(6)	1.000	0.856	0.042	0.044	0.044
	(4)	1.000	0.928	0.064	0.050	0.046
T = 1500	(6)	1.000	0.992	0.060	0.058	0.048
	(4)	1.000	1.000	0.054	0.042	0.042