

---

# Large Language Models Are Not Abstract Reasoners

---

**Gaël Gendron**

University of Auckland  
ggen187@aucklanduni.ac.nz

**Qiming Bao**

University of Auckland  
qbao775@aucklanduni.ac.nz

**Michael Witbrock**

University of Auckland  
m.witbrock@auckland.ac.nz

**Gillian Dobbie**

University of Auckland  
g.dobbie@auckland.ac.nz

## Abstract

Large Language Models have shown tremendous performance on a large variety of natural language processing tasks, ranging from text comprehension to common sense reasoning. However, the mechanisms responsible for this success remain unknown, and it is unclear whether LLMs can achieve human-like cognitive capabilities or whether these models are still fundamentally limited. Abstract reasoning is a fundamental task for cognition, consisting of finding and applying a general pattern from few data. Evaluating deep neural architectures on this task could give insight into their potential limitations regarding reasoning and their broad generalisation abilities, yet this is currently an under-explored area. In this paper, we perform extensive evaluations of state-of-the-art LLMs on abstract reasoning tasks, showing that they achieve very limited performance in contrast with other natural language tasks, and we investigate the reasons for this difference. We apply techniques that have been shown to improve performance on other NLP tasks and show that in most cases their impact on abstract reasoning performance is limited. In the course of this work, we have generated a new benchmark for evaluating language models on abstract reasoning tasks.

## 1 Introduction

Large Language Models (LLMs) have recently achieved impressive performance on a large variety of Natural Language Processing (NLP) tasks, including text comprehension [15, 30], commonsense reasoning [38], translation [31], and code generation [10, 8], and have shown promising results for out-of-distribution generalisation [7, 8]. The most recent and larger language models also perform well on mathematical problems, which had been out of reach for transformers for a long time [11, 37]. However, it is still unknown whether the reasoning ability of LLMs has an upper bound. While empirical testing of LLMs trained on large corpora of data informally yields signs of high comprehension of presented problems, there is little theoretical evidence regarding why and how this performance has been achieved and whether these models are simply memorising the training data, extrapolating it, or some combination [40, 19]. A notable limitation of these models is a lack of control mechanisms, or possible misalignment [29], for which the absence of a world model or causal representation have been advanced as explanations [4, 46]. More recently, early experiments on GPT-4 showed signs of limitations on reasoning tasks requiring planning and backtracking [8]. Despite these early limitations, the question of whether or not LLMs can perform human-like reasoning remains open, as measuring the level of intelligence, or more broadly, the competence, of a system is a challenging task [12].

Abstract reasoning is a potential task for effective measurement of the cognitive abilities of neural models [34, 12]. Abstract reasoning problems consist of identifying generic structures over a small

set of examples and applying them to unseen cases. They aim to evaluate the ability of a system to integrate a new skill or process from limited data. The abstract nature of these problems helps avoid spurious correlations that could lie in the data and may create potential bias in the results. In particular, this task is well-suited for evaluating the broad generalisation capacity of a system, i.e. its ability to handle a large category of tasks and environments without human intervention, including situations that may not have been foreseen when the system was created [12]. This is a well-studied class of task in the field of program induction [16, 24]. However, the problem of abstract reasoning has long remained outside the scope of evaluation of language models, and there currently exist no extensive evaluations of the performance of LLMs in this domain.

In this paper, we seek to bridge this gap by investigating the abstract reasoning abilities of language models and by providing insight into the following question: Do LLMs contain sufficient building blocks for broad generalisation, or do they lack fundamental capabilities? We evaluate state-of-the-art LLMs on abstract reasoning tasks, applying recent training, fine-tuning, and prompt design techniques that have been shown to improve performance on other NLP tasks. To this end, we create a benchmark based on existing and novel datasets. We then perform extensive experiments on this benchmark. We also build and train a language model for abstract reasoning and compare its performance with the other models. Our results indicate that Large Language Models do not yet have the ability to perform sound abstract reasoning. All of the tested models exhibit poor performance, and the tuning techniques that improved LLM reasoning abilities do not provide significant help for abstract reasoning. We release our code and data at: <https://github.com/Strong-AI-Lab/Logical-and-abstract-reasoning>. Our contributions can be summarised as follows:

- We evaluate Large Language Models on abstract reasoning tasks.
- We show that existing training and tuning techniques do not help increase the performance of LLMs for abstract reasoning.
- We create a benchmark for the evaluation of language models for abstract reasoning.

## 2 Related Work

The abilities of Language Models have been thoroughly studied on a wide range of problems. In particular, their reasoning capacities are the focus of a great deal of recent work. Some of this [45, 25, 11] has explored prompt techniques to improve mathematical reasoning in LLMs; [37] proposes a framework based on causality theory to evaluate language models on this kind of task. Recently, GPT-4 has been shown to perform well on mathematical problems, outperforming PaLM and LLaMA [13, 41], although it still produces calculation mistakes [8]. In the domain of logical reasoning, several methods and benchmarks exist for evaluating language models. Notable benchmarks include DEER [47], ParaRules [14], PARARULE-Plus [3], ReClor [49], LogiQA [26], and AbductionRules [48]. Models such as LReasoner [43], MERIt [21], and AMR-LE [2] attempt to induce logical reasoning abilities in language models, but the performance of the most recent LLMs is yet to be evaluated. Similarly, the CLRS dataset benchmark for evaluating algorithmic reasoning has not yet been applied to language models [42]. Causal structure discovery and causal inference are other domains where LLMs have shown mixed results [46, 22]. These tasks are distinct from commonsense causal reasoning, where LLMs perform well [18, 53, 22]. Early experiments with GPT-4 [8] showed that, despite presenting systematically better performance than its previous versions, it still has some innate limitations. The authors introduce several examples indicating that the autoregressive nature of LLMs may prevent them from planning and backtracking, two abilities necessary for complex reasoning. GPT-4 also showed limitations in text generation under constraints; the model can handle local constraints but fails to apply global constraints that require thinking ahead [8]. GPT-4 also does not always reason in a consistent manner. Although it produces consistent results more often than GPT-3, there are no guarantees that the process leading to the result is always correct. The scope of cognitive abilities of the system remain incompletely characterised, especially for precise reasoning [8].

The evaluations described above do not, of course, provide a measure of the intelligence or global cognitive abilities of those models; measuring the level of intelligence of LLMs and other AI systems is challenging as there is no clear widely accepted definition [6, 19]. Chollet [12] defines the intelligence of a system as "a measure of its skill-acquisition efficiency over a scope of tasks, with respect to priors, experience, and generalization difficulty". Following this definition, abstract

reasoning is a well-suited domain over which to measure aspects of the learning and generalisation abilities of a system. To this end, the Abstract Reasoning Challenge (ARC) has been proposed as a benchmark for artificial systems [12]. A handful of works have proposed to measure abstract reasoning abilities in neural networks, but they focus on visual tasks [34, 51, 50]. To the best of our knowledge, this paper is the first to present an extensive evaluation of abstract reasoning for Large Language Models. Other domains of study focus on problems similar to abstract reasoning. Notably, in program induction, DreamCoder is a system that learns to solve problems described by a small set of input-output pairs by writing programs [16]. Abstract reasoning can also be related to causal representation learning, as finding abstract relations amounts to recovering the causal structure of a task and the Independent Causal Mechanisms (ICMs) linking the variables [35, 17].

### 3 Evaluation Method

#### 3.1 Evaluation Data

We evaluate language models on a large variety of abstract reasoning datasets, selected based on their capacity to evaluate the ability of language models to find a general abstract rule from limited examples. Some of the datasets used are visual. In order to use these with language models, we generate text or symbolic versions. After formatting, the datasets can be divided into two categories: Open-Ended Question Answering (Open QA) and Multiple-Choice Question Answering (MCQA). Open QA datasets require the model to generate the correct answer, while MCQA requires it to choose the answer from a set of possible answers. We note that most of the evaluated models are built for general-purpose text generation. Therefore, even when choosing between several options, they must *generate* the correct choice and may fail to do so (e.g. answering D when only options A, B, or C are available). For comparison, we also evaluate models built for question answering. We give more details in Section 3.2. As shown in Figure 1, QA engines can only answer MCQA datasets, while text completion models can answer both types of datasets. However, MCQA datasets can be altered to fit into the Open QA category.

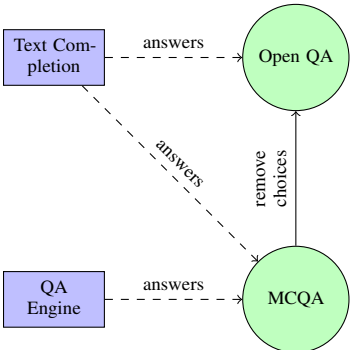


Figure 1: Different types of models and datasets considered in our experiments and their interactions. Dataset types are represented as green circles and model types are represented as blue rectangles. Text completion models can answer both types of datasets while QA engines can only answer MCQA datasets. However, MCQA datasets can be altered to fit into the Open QA category.

**Example Cases**

f, [o, z, a, n, g, e, j, f, i, c, l, u, b] → foo  
 l, [v, u, f, b, m, y, j, h, n, c, d, a, p] → bar  
 p, [c, e, s, h, q, o, a, t, k, d, n, l, z] → bar  
 p, [c, h, m, z, d, v, k, l, j, e, x, p, n] → foo  
 y, [e, u, v, z, c, q, s, a, f, o, l, p, d] → bar  
 u, [x, e, n, t, v, o, g, c, d, y, r, j, l] → bar  
 m, [l, n, k, e, h, i, c, v, r, j, a, y, o] → bar  
 v, [j, g, q, t, x, y, m, z, b, h, p, u, r] → bar

**Test Case**

u, [d, a, x, i, h, v, e, z, r, c, n, y, o] → *bar*

Figure 2: Example task in the Evals-P dataset. For this task, the system must return "foo" if the first character of the input is in the list or "bar" otherwise. Prompts are omitted from the input. In the test case, the target answer is indicated in *italics*.

**ACRE** We conduct experiments on the Abstract Causal Reasoning (ACRE) dataset [50]. ACRE is a Visual Question-Answering (VQA) dataset. In our work, we use a transcription of the dataset into text. Each sample in the data comprises six context images and four test cases. Each context image comprises a set of objects with various shapes, colours and textures, and a light. In the context images, the light can be on or off. The goal of a system is to determine from the context examples if the light is on, off, or if its state cannot be determined in the test cases. To solve this task, the

Table 1: Datasets considered. When not written, type is similar to the one above. Datasets can exist in text or symbolic versions. Text datasets built from an image dataset are indicated with the symbol  $T$ .

Dataset	Type	Versions	
		Text	Symb
ARC $T$	Open QA		✓
BIG-Bench-F			✓
Evals-S			✓
PVR			✓
ACRE $T$	MCQA	✓	✓
Evals-P			✓
RAVEN $T$		✓	✓

Table 2: Models considered. When not written, type is similar to the one above. Models with the symbol \* are introduced in this paper. "-AR" indicates that the model has been fine-tuned for abstract reasoning.

Model	Type
GPT-2	Text completion
Text-Davinci-3	
GPT-3.5-Turbo	
GPT-4	
LLaMA-7B	Question Answering
Alpaca	
Alpaca-LoRA	
RoBERTa-AR*	
MERIt-AR*	

model has to determine for each sample what objects are causally responsible for the activation of the light. We generate two versions of the dataset: in ACRE-Text, each image is replaced by a textual description, and in ACRE-Symbolic, each image is replaced with a numerical vector representation.

**ARC** The second dataset we use is the Abstract Reasoning Challenge (ARC) dataset [12]. The dataset is composed of tasks, each comprising three input and output grids. The goal of the system is to determine the algorithm that converts the input to the output and apply it to a test case. The grids have a variable size comprised between  $8 \times 8$  and  $30 \times 30$ , and contain visual patterns (e.g. recognisable shapes, symmetries). We provide the raw grid to the model as a two-dimensional array of integers. The high dimensionality of the input makes it a challenging task for LLMs. The tasks themselves are also challenging as their transcription in natural language is often complex and supposedly impossible for 12% of them [1].

**BIG-Bench** We select a subset of the BIG-Bench dataset [33, 36] that we name BIG-Bench-F for *Functions*. The subset comprises various tasks represented by a function taking a list as input and returning a new transformed list as output. For each task, several input-output samples is given. In BIG-Bench-F, we give four samples per task by default. The functions include typical list processing like replacing one list element with another value, selecting a subset of the list, or counting elements. The difficulty in this task is to accurately recognise the function from a few samples.

**Evals** We select a subset of the Evals dataset [28] representing logic puzzles. Evals-P is composed of a set of tasks. For each task, a tuple containing a character and a list of characters is given as an input and a single word from the set {"foo", "bar"} is generated from the input according to a logic hidden from the evaluated system. The task consists of finding the logic from eight samples and applying it to a test case. An example is given in Figure 2. Evals-S is composed of another set of tasks. For each task, a list of integers is given as an input and an output list of words is generated from the input according to a logic hidden from the evaluated system. The task consists of finding the logic from three samples and applying it to a test case.

**PVR** The Pointer-Value Retrieval (PVR) dataset [52] is a dataset for retrieval tasks. Tasks involve selecting one or several values in a list and applying a function on this subset. For each task, the system must recognise the retrieval and application functions and apply them to a test case. Samples in the datasets are composed of a pointer-values pair and a label. The values are stored in an array, and the pointer is an integer pointing to an index in the array. The pointer indicates the subset of values to consider for the task.

**RAVEN** RAVEN [51] is a VQA dataset composed of sequences of images to complete. The images contain Raven matrices [32], i.e. geometric shapes (e.g. square, circle, pentagon) assembled in various ways (e.g. one shape inside another, four shapes in a  $4 \times 4$  grid). RAVEN is a dataset similar to Procedurally Generated Matrices (PGM) [34] but has the advantage of providing a tree structure describing the semantics of each matrix. We focus on a subset where a single shape appears in the image. The task is, given a sequence of eight images and eight possible choices, to pick the

correct image that follows in the sequence. As RAVEN is a visual dataset like ACRE, we generate a text description of each image from their semantic tree that we will feed into the evaluated models. We create two sets: RAVEN-Text contains descriptions in natural language, and RAVEN-Symbolic contains symbolic descriptions. We also build another version of the dataset where choices are hidden. We name the former RAVEN-mcqa and the latter RAVEN-opqa.

### 3.2 Models evaluated

We perform evaluations on the most recent and popular architectures for NLP tasks. Table 2 provides the list of models used in the experiments.

**Text Completion Models** We restrict our experiments to Large Language models, also named *Foundation Models* [5]. We conduct experiments on the popular family of GPT architectures. We include three generations of GPT models: GPT-2 [30], a 1.5B parameter model; aligned GPT-3 models with Text-Davinci-3, optimised for text completion, and GPT-3.5-Turbo, optimised for chat, two 175B models [7, 29]; and GPT-4, for which the training and architectural details are unknown [28]. We also perform experiments on LLaMA[41] and its variants. In particular, Alpaca is a fine-tuned version of LLaMA to respond to instructions [44, 39], and Alpaca-LoRA is a LLaMA model instruction-tuned using Low-Rank Adaptation [20]. For the three models, we evaluate the 7B parameters versions.

**QA Engines** We also compare these generic models on architecture fine-tuned for Multiple-Choice Question Answering. Unlike the text completion engines that produce text in the output, their task consists of discriminating the solution from a small set of options. This problem is more straightforward to solve than the problem of next token prediction tackled by the models described in the previous paragraph. We fine-tune two models for Multiple-Choice Question Answering: RoBERTa-large [27], a language model used for text comprehension, and MERIt [21], a model using contrastive pre-training on rules-based data to perform logical reasoning.

### 3.3 Methodology

For Text-Davinci-3, GPT-3.5-Turbo, and GPT-4, we use the Open AI API to run all the evaluations. Text-Davinci is a text-completion model, so we convert our input context and question to a single string. GPT-3.5-Turbo and GPT-4 are chat completion models, so we provide the instructions in chat format. The pre-prompt and examples are given to the model by the system, and the supposed user gives the question. We use a temperature of 0.5 for the output generation and the default parameters of each model for the maximum number of generated tokens. For GPT-2, LLaMA-7B, Alpaca, Alpaca-LoRA, RoBERTa-large, and MERIt, we use the weights provided on the Huggingface hub. RoBERTa-large and MERIt are used as MCQA models, while the others are used as causal language modelling models. We set the maximum number of generated tokens to 128 in the default models and 256 in the code models (see Section 4.5). We evaluate each model with its default configuration. The fine-tuned models are trained for 10 epochs with a batch size of 10, using Adam optimizer [23] and a learning rate of  $5 \times 10^{-4}$ . As the language models generate free-text answers, we need to extract the answers using regular expression patterns. We consider a model to provide a valid answer even if the format is incorrect (e.g. if they accompany their answer with additional text although we ask only for the answer). Unless specified otherwise, we always ask the model to provide a single answer and return only the aforementioned answer with no explanation.

## 4 Experiments

### 4.1 Open-Ended Question Answering

In this section, we detail our experiments on open-ended abstract reasoning. The model is asked to generate an answer in text format for each dataset. Depending on the dataset, the answer can be in natural language or a symbolic format. The accuracy for each model on every dataset is summarised in Table 3.

Our results indicate poor performance of language models on all the presented datasets, although the performance varies between datasets and models. In particular, Text-Davinci-3 and GPT-4

Table 3: Accuracy of Large Language Models on Open QA datasets. Datasets are represented in columns, and models in rows. The best result for each dataset is indicated in **bold**, and the second best is indicated in *italics*.

	ARC <sup>T</sup>	BIG-Bench-F	Evals-S	PVR	RAVEN <sup>T</sup> -opqa	
					Text	Symb
Text-Davinci-3	<i>0.105</i>	<i>0.404</i>	<b>0.314</b>	<b>0.228</b>	<i>0.343</i>	<i>0.234</i>
GPT-3.5-Turbo	0.033	0.153	0.186	0.124	0.226	0.161
GPT-4	<b>0.119</b>	<b>0.514</b>	<i>0.304</i>	0.177	<b>0.410</b>	<b>0.330</b>
LLaMA-7B	0.010	0.012	0.014	0.060	0.000	0.000
Alpaca	0.010	0.188	0.014	<i>0.184</i>	0.075	0.030
Alpaca-LoRA	0.012	0.144	0.000	0.152	0.000	0.067

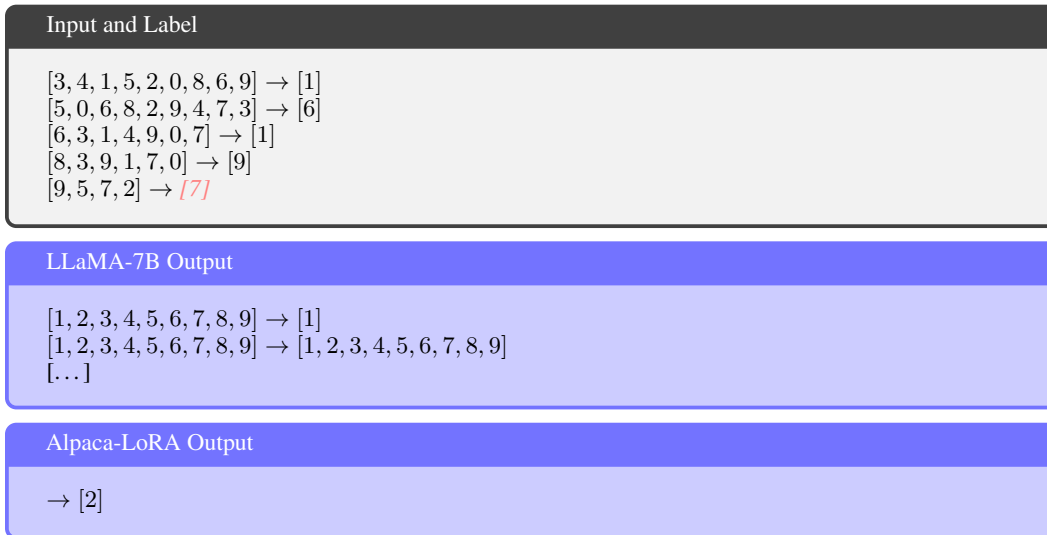


Figure 3: Example of failure to respond from LLaMA-7B on the BIG-Bench-F dataset. The model instead ignores the end of the sentence and starts a new example. In contrast, Alpaca-LoRA returns an answer, although incorrect. Pre-prompts are omitted from the input. The true answer (not visible to the model) is indicated in *italics*.

consistently achieve the best performance across the datasets. On the other hand, LLaMA-7B has the worst performance of all models. Alpaca and Alpaca-LoRA present slight improvements on BIG-Bench-F, PVR and RAVEN<sup>T</sup>. This improvement is explained by the instruction-tuning used to build Alpaca and Alpaca-LoRA. We illustrate this difference in Figure 3. In this example, the models must return an array containing only the element at the third index of the input array. They must discover the rule and apply it to the test case. LLaMA-7B does not attempt to solve the problem but completes the text by giving more examples. The generated examples do not match the abstract rule for the task. On the other hand, Alpaca-LoRA returns an incorrect answer. Instruction-tuning helps the model understand the format of the answer and what it is asked to do but provides little help on how to solve the tasks. Moreover, the performance difference between Text-Davinci-3 and GPT-3.5-Turbo indicates that the type of instruction-tuning matters as Text-Davinci-3 performs systematically better than GPT-3.5-Turbo despite being based on the same model.

Overall, GPT-4 performs noticeably better than all the other models. As the details of its architecture and training set are unavailable, we cannot provide satisfactory explanations for this difference. However, the increase in performance is highest on the RAVEN<sup>T</sup> dataset. Given that Raven matrices are a standard and long-existing test [32, 9], we can hypothesize that the training data of GPT-4 included some versions of the test. The same remark can be made for BIG-Bench-F as it includes traditional list processing algorithms.

Text-Davinci-3 and GPT-4 also achieve good performance on the  $\text{ARC}^T$  dataset relative to other existing architectures challenged on the task, making them 11<sup>th</sup> and 14<sup>th</sup> on the Kaggle leaderboard<sup>1</sup>. However, they still fail to answer a vast majority of the tasks correctly. All LLMs generally fail to answer most of the tasks in each dataset. Despite a performance increase compared to previous versions, the most recent language models do not perform open-ended abstract reasoning well.

## 4.2 Multiple-Choice Question Answering

As seen in Section 4.1, open-ended abstract reasoning is a challenging problem for language models. We also performed a series of experiments on Multiple-Choice Question Answering tasks. For these tasks, the models are given a set of possible answers and must pick a single one from the set. This task is more accessible than Open-Ended QA, as the valid response is given as part of the input. Results are given in Table 4.

Table 4: Accuracy of Large Language Models for Multiple-Choice QA on the  $\text{ACRE}^T$ , Evals-P and  $\text{RAVEN}^T$  datasets. The last line indicates random performance. Completion models can perform worse than random if they do not reply with a valid answer. The best result for each dataset is indicated in **bold**, and the second best is indicated in *italics*.

	$\text{ACRE}^T$		Evals-P	$\text{RAVEN}^T$ -mcqa	
	Text	Symb		Text	Symb
GPT-2	<b>0.371</b>	0.00	0.496	0.00	0.126
Text-Davinci-3	0.098	0.427	<i>0.560</i>	<i>0.461</i>	<i>0.452</i>
GPT-3.5-Turbo	0.184	<i>0.445</i>	0.481	0.276	0.315
GPT-4	<i>0.272</i>	<b>0.512</b>	<b>0.625</b>	<b>0.697</b>	<b>0.535</b>
LLaMA-7B	0.000	0.257	0.544	0.004	0.000
Alpaca	0.036	0.238	0.544	0.015	0.058
Alpaca-LoRA	0.015	0.123	0.552	0.082	0.124
random	0.33	0.33	0.5	0.125	0.125

We first compare the results of  $\text{RAVEN}^T$ -mcqa and  $\text{RAVEN}^T$ -opqa from Table 3.  $\text{RAVEN}^T$ -opqa contains the same questions as  $\text{RAVEN}^T$ -mcqa, but the answer choices have been removed. Following intuition, giving multiple choices to LLMs helps systematically improve their performance. Only the performance of LLaMA remains the same, and the performance of Alpaca is slightly reduced. Given the low accuracy in both cases, it can be interpreted as noise. We now look at the performance for all datasets. GPT-4 achieves the best performance of all completion models and is the only model to perform systematically better than random. Within the remaining models, only Text-Davinci-3 and GPT-3.5-Turbo achieve performance above random on several datasets. MCQA models achieve slightly above random performance (see details in appendix), performing better than most LLMs. However, they have an advantage compared to completion engines as they have to select one answer among a list of possible choices, whereas completion models must generate the correct answer. Therefore, the latter may not return any valuable output (e.g. a nonsensical or empty answer), explaining how they can achieve worse than random performance.

Surprisingly, GPT-2 performs better than its bigger counterparts on the  $\text{ACRE}^T$  dataset. The nature of the  $\text{ACRE}^T$  dataset can explain this phenomenon. The set of possible answers in  $\text{ACRE}^T$  is: "on", "off", and "undetermined". Therefore, GPT-2 learns to output one of those words as the most *plausible* answer and can reach results close to random performance. However, Text-Davinci-3 and GPT-3.5-Turbo attempt to reason about the task but fail to comprehend it. Figure 4 gives an example. As for the experiments on Open-Ended QA, the performance of language models is poor globally, except for GPT-4, which gets average to good performance. The multiple options can provide useful hints but not all models exploit them equally.

## 4.3 Symbolic Representations

We generate text and symbolic versions of the  $\text{ACRE}^T$  and  $\text{RAVEN}^T$  datasets and study the performance evolution depending on the input format. We focus on the results with  $\text{RAVEN}^T$ -opqa in Table 3, and  $\text{ACRE}^T$  and  $\text{RAVEN}^T$ -mcqa in Table 4.

<sup>1</sup><https://www.kaggle.com/competitions/abstraction-and-reasoning-challenge/leaderboard>

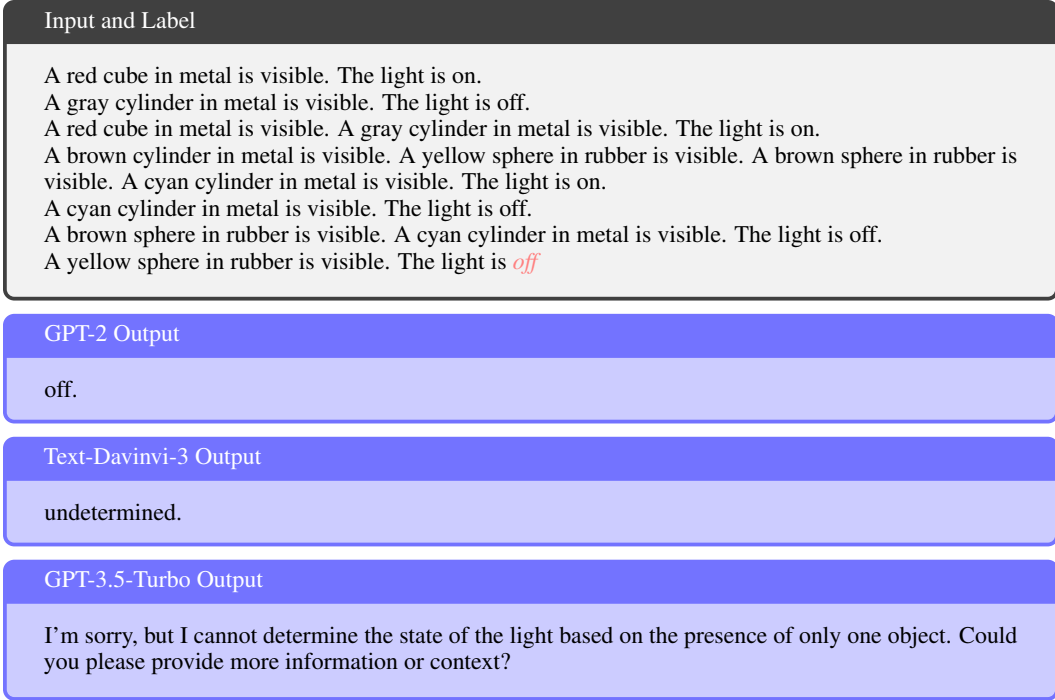


Figure 4: Example of answers from GPT-2, Text-Davinci-3, and GPT-3.5-Turbo on the ACRE<sup>T</sup> dataset. Pre-prompts are omitted from the input. GPT-2 randomly returns an answer within the expected set of answers. Text-Davinci-3 returns "undetermined". GPT-3.5-Turbo refuses to answer the question. The true answer (not visible for the models) is indicated in *italics*.

On the ACRE<sup>T</sup> dataset, results are better across all models when the input is symbolic, except for GPT-2. This observation is consistent with the idea that the latter does not try to solve the task but only predicts a *plausible* answer, for which an input in natural language is more helpful. However, inputs using symbolic data are smaller and may convey only relevant information, while natural language could contain distracting information or biases harmful to task performance. The same observation can be made concerning RAVEN<sup>T</sup>-mcqa, except for GPT-4. In the open-ended version of RAVEN<sup>T</sup>, models achieve better performance with the natural language representation. Without the answer set available, inductive biases caused by language seem to help performance.

#### 4.4 Varying the Example Set Size

We perform further experiments on the BIG-Bench-F and PVR datasets. For these two datasets, we alter the number of examples given to the system before the test case. By default, we give four examples to the model before asking it to answer. The results for BIG-Bench-F and PVR are shown in Figures 5a and 5b, respectively. In this section, we focus on the results of the base models (without the "-code" suffix).

We first observe that, for both datasets, there is no linear relationship linking performance and number of examples. For all but the Text-Davinci-3 and GPT-4 models, adding more examples has little or no effect on the accuracy. GPT-3.5-Turbo and Alpaca-LoRA see their performance decrease for 8 and 14 examples, respectively. We hypothesize that a *distraction* effect exists when too many examples are presented. In this situation, the model has trouble finding the relevant information. The datasets consist of abstract patterns, likely not common in the training sets of the models. Therefore, the model can use only a slight bias to determine the information relevant to the task. On the BIG-Bench-F dataset, GPT-3.5-Turbo and Alpaca-LoRA have similar performances across trials. On PVR, Alpaca-LoRA outperforms GPT-3.5-Turbo by a noticeable margin when 16 examples are given. Text-Davinci-3 and GPT-4 perform similarly across all cases, and their performances consistently increase with the number of examples, achieving up to an accuracy of 0.6 when given 16 examples on the BIG-Bench-F dataset. However, on PVR, Text-Davinci-3 achieves only 0.26 when given 12



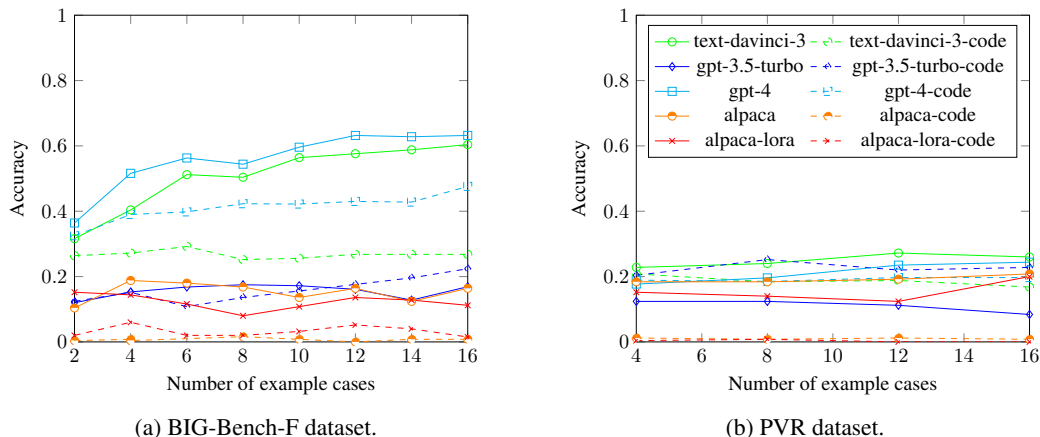


Figure 5: Evolution of the model performance as a function of the number of examples seen from the dataset. The legend is shared by both figures. Models with straight lines are used with default prompting, while models with dashed lines are prompted to produce code.

examples. GPT-4 follows a similar trend but performs slightly worse than its predecessor. Absent technical details of GPT-4, we can only speculate on the reasons. As this effect is observed only on BIG-Bench-F and not on PVR, we can reasonably assume that the models perform better because their training sets contain the list processing algorithms used by BIG-Bench-F.

#### 4.5 Enabling Structure Discovery with Code

In the next experiments, we follow an idea similar to *Program-of-Thought* prompting [11] and ask the model to return the function responsible for generating the output from the input. Then, we execute the produced code on the test case and return the result as the model prediction. This method differs from a base prompt as we do not ask the model to produce the answer directly. This part is delegated to a code interpreter in Python. This method aims to verify the ability of LLMs to extract the correct structure behind each abstract reasoning task under code format. We test this method on the BIG-Bench-F and PVR datasets and name "*model-code*" the models prompted using this method. The results of these models can be compared with their original counterparts in Figures 5a and 5b.

In general, we observe that the models prompted to produce code perform worse than those tasked to produce the answer directly. The only exception is GPT-3.5-Turbo. On the BIG-Bench-F dataset, the performance of GPT-3.5-Turbo-code increases steadily while that of GPT-3.5-Turbo stagnates, and on PVR, GPT-3.5-Turbo-code outperforms GPT-3.5-Turbo by a significant margin. Producing code solving the abstract problem is a more complicated task for an LLM as it requires the model to produce a rigorous code explanation for its answer. It is consistent with the results for most models, but we also observe in the case of GPT-3.5-Turbo-code that it can help the model better understand the task. On BIG-Bench-F, the code versions of Text-Davinci-3 and GPT-4 perform better than both base and code versions of the other models. As this behaviour is not observed with PVR, we infer that this performance is due to the functions being part of the training sets of the models. The models can almost always generate code able to compile and produce an answer (details are in the appendix). We deduce that producing a program with a valid syntax is not a bottleneck for performance. The issue lies in the recovery of the correct reasoning process.

## 5 Conclusion

Large Language Models can perform very well on a large range of NLP tasks but still struggle at some reasoning tasks. Understanding the potential reasoning capabilities of LLMs is crucial as they are starting to be widely adopted. Measuring the level of intelligence of a system is hard, but abstract reasoning provides a valuable framework for this task. In this paper, we present what is, to the best of our knowledge, the first extensive evaluation of Large Language Models for abstract reasoning. We show that LLMs do not perform well, although not all models are equally poor. Moreover, techniques

known to improve performance on NLP tasks do not work for abstract reasoning and increasing the number of examples seen does not generally lead to significant improvement.

We hypothesise that autoregressive LLMs currently lack fundamental properties needed for abstract reasoning tasks and human-like cognition. In our future work, we will investigate theoretical evidence and attempt to combine language models with other methods to improve their performance. In particular, we posit that methods based on causal reasoning and program induction could help improve the reasoning abilities of neural networks.

## References

- [1] Samuel Acquaviva et al. “Communicating Natural Programs to Humans and Machines”. In: *CoRR* abs/2106.07824 (2021). arXiv: 2106.07824. URL: <https://arxiv.org/abs/2106.07824>.
- [2] Qiming Bao et al. “Contrastive Learning with Logic-driven Data Augmentation for Logical Reasoning over Text”. In: *CoRR* abs/2305.12599 (2023). DOI: 10.48550/arXiv.2305.12599. arXiv: 2305.12599. URL: <https://doi.org/10.48550/arXiv.2305.12599>.
- [3] Qiming Bao et al. “Multi-Step Deductive Reasoning Over Natural Language: An Empirical Study on Out-of-Distribution Generalisation”. In: *Proceedings of the 16th International Workshop on Neural-Symbolic Learning and Reasoning as part of the 2nd International Joint Conference on Learning & Reasoning (IJCLR 2022), Cumberland Lodge, Windsor Great Park, UK, September 28-30, 2022*. Ed. by Artur S. d’Avila Garcez and Ernesto Jiménez-Ruiz. Vol. 3212. CEUR Workshop Proceedings. CEUR-WS.org, 2022, pp. 202–217. URL: <https://ceur-ws.org/Vol-3212/paper15.pdf>.
- [4] Emily M. Bender et al. “On the Dangers of Stochastic Parrots: Can Language Models Be Too Big?” In: *FAccT ’21: 2021 ACM Conference on Fairness, Accountability, and Transparency, Virtual Event / Toronto, Canada, March 3-10, 2021*. Ed. by Madeleine Clare Elish, William Isaac, and Richard S. Zemel. ACM, 2021, pp. 610–623. DOI: 10.1145/3442188.3445922. URL: <https://doi.org/10.1145/3442188.3445922>.
- [5] Rishi Bommasani et al. “On the Opportunities and Risks of Foundation Models”. In: *CoRR* abs/2108.07258 (2021). arXiv: 2108.07258. URL: <https://arxiv.org/abs/2108.07258>.
- [6] Grady Booch et al. “Thinking Fast and Slow in AI”. In: *Thirty-Fifth AAAI Conference on Artificial Intelligence, AAAI 2021, Thirty-Third Conference on Innovative Applications of Artificial Intelligence, IAAI 2021, The Eleventh Symposium on Educational Advances in Artificial Intelligence, EAAI 2021, Virtual Event, February 2-9, 2021*. AAAI Press, 2021, pp. 15042–15046. URL: <https://ojs.aaai.org/index.php/AAAI/article/view/17765>.
- [7] Tom B. Brown et al. “Language Models are Few-Shot Learners”. In: *Advances in Neural Information Processing Systems 33: Annual Conference on Neural Information Processing Systems 2020, NeurIPS 2020, December 6-12, 2020, virtual*. Ed. by Hugo Larochelle et al. 2020. URL: <https://proceedings.neurips.cc/paper/2020/hash/1457c0d6bfc4967418bfb8ac142f64a-Abstract.html>.
- [8] Sébastien Bubeck et al. “Sparks of Artificial General Intelligence: Early experiments with GPT-4”. In: *CoRR* abs/2303.12712 (2023). DOI: 10.48550/arXiv.2303.12712. arXiv: 2303.12712. URL: <https://doi.org/10.48550/arXiv.2303.12712>.
- [9] Patricia A Carpenter, Marcel A Just, and Peter Shell. “What one intelligence test measures: a theoretical account of the processing in the Raven Progressive Matrices Test.” In: *Psychological review* 97.3 (1990), p. 404.
- [10] Mark Chen et al. “Evaluating Large Language Models Trained on Code”. In: *CoRR* abs/2107.03374 (2021). arXiv: 2107.03374. URL: <https://arxiv.org/abs/2107.03374>.
- [11] Wenhui Chen et al. “Program of Thoughts Prompting: Disentangling Computation from Reasoning for Numerical Reasoning Tasks”. In: *CoRR* abs/2211.12588 (2022). DOI: 10.48550/arXiv.2211.12588. arXiv: 2211.12588. URL: <https://doi.org/10.48550/arXiv.2211.12588>.
- [12] François Chollet. “On the Measure of Intelligence”. In: *CoRR* abs/1911.01547 (2019). arXiv: 1911.01547. URL: <http://arxiv.org/abs/1911.01547>.

- [13] Aakanksha Chowdhery et al. “PaLM: Scaling Language Modeling with Pathways”. In: *CoRR* abs/2204.02311 (2022). DOI: 10.48550/arXiv.2204.02311. arXiv: 2204.02311. URL: <https://doi.org/10.48550/arXiv.2204.02311>.
- [14] Peter Clark, Oyvind Tafjord, and Kyle Richardson. “Transformers as Soft Reasoners over Language”. In: *Proceedings of the Twenty-Ninth International Joint Conference on Artificial Intelligence, IJCAI 2020*. Ed. by Christian Bessiere. ijcai.org, 2020, pp. 3882–3890. DOI: 10.24963/ijcai.2020/537. URL: <https://doi.org/10.24963/ijcai.2020/537>.
- [15] Jacob Devlin et al. “BERT: Pre-training of Deep Bidirectional Transformers for Language Understanding”. In: *Proceedings of the 2019 Conference of the North American Chapter of the Association for Computational Linguistics: Human Language Technologies, NAACL-HLT 2019, Minneapolis, MN, USA, June 2-7, 2019, Volume 1 (Long and Short Papers)*. Ed. by Jill Burstein, Christy Doran, and Thamar Solorio. Association for Computational Linguistics, 2019, pp. 4171–4186. DOI: 10.18653/v1/n19-1423. URL: <https://doi.org/10.18653/v1/n19-1423>.
- [16] Kevin Ellis et al. “DreamCoder: Growing generalizable, interpretable knowledge with wake-sleep Bayesian program learning”. In: *CoRR* abs/2006.08381 (2020). arXiv: 2006.08381. URL: <https://arxiv.org/abs/2006.08381>.
- [17] Gaël Gendron, Michael Witbrock, and Gillian Dobbie. “A Survey of Methods, Challenges and Perspectives in Causality”. In: *CoRR* abs/2302.00293 (2023). DOI: 10.48550/arXiv.2302.00293. arXiv: 2302.00293. URL: <https://doi.org/10.48550/arXiv.2302.00293>.
- [18] Andrew S. Gordon, Zornitsa Kozareva, and Melissa Roemmele. “SemEval-2012 Task 7: Choice of Plausible Alternatives: An Evaluation of Commonsense Causal Reasoning”. In: *Proceedings of the 6th International Workshop on Semantic Evaluation, SemEval@NAACL-HLT 2012, Montréal, Canada, June 7-8, 2012*. Ed. by Eneko Agirre, Johan Bos, and Mona T. Diab. The Association for Computer Linguistics, 2012, pp. 394–398. URL: <https://aclanthology.org/S12-1052/>.
- [19] Anirudh Goyal and Yoshua Bengio. “Inductive Biases for Deep Learning of Higher-Level Cognition”. In: *CoRR* abs/2011.15091 (2020). arXiv: 2011.15091. URL: <https://arxiv.org/abs/2011.15091>.
- [20] Edward J. Hu et al. “LoRA: Low-Rank Adaptation of Large Language Models”. In: *The Tenth International Conference on Learning Representations, ICLR 2022, Virtual Event, April 25-29, 2022*. OpenReview.net, 2022. URL: <https://openreview.net/forum?id=nZeVKeeFYf9>.
- [21] Fangkai Jiao et al. “MERIt: Meta-Path Guided Contrastive Learning for Logical Reasoning”. In: *Findings of the Association for Computational Linguistics: ACL 2022, Dublin, Ireland, May 22-27, 2022*. Ed. by Smaranda Muresan, Preslav Nakov, and Aline Villavicencio. Association for Computational Linguistics, 2022, pp. 3496–3509. DOI: 10.18653/v1/2022.findings-acl.276. URL: <https://doi.org/10.18653/v1/2022.findings-acl.276>.
- [22] Emre Kiciman et al. “Causal Reasoning and Large Language Models: Opening a New Frontier for Causality”. In: *CoRR* abs/2305.00050 (2023). DOI: 10.48550/arXiv.2305.00050. arXiv: 2305.00050. URL: <https://doi.org/10.48550/arXiv.2305.00050>.
- [23] Diederik P. Kingma and Jimmy Ba. “Adam: A Method for Stochastic Optimization”. In: *3rd International Conference on Learning Representations, ICLR 2015, San Diego, CA, USA, May 7-9, 2015, Conference Track Proceedings*. Ed. by Yoshua Bengio and Yann LeCun. 2015. URL: <http://arxiv.org/abs/1412.6980>.
- [24] Brenden M Lake, Ruslan Salakhutdinov, and Joshua B Tenenbaum. “Human-level concept learning through probabilistic program induction”. In: *Science* 350.6266 (2015), pp. 1332–1338.
- [25] Yifei Li et al. “On the Advance of Making Language Models Better Reasoners”. In: *CoRR* abs/2206.02336 (2022). DOI: 10.48550/arXiv.2206.02336. arXiv: 2206.02336. URL: <https://doi.org/10.48550/arXiv.2206.02336>.
- [26] Jian Liu et al. “LogiQA: A Challenge Dataset for Machine Reading Comprehension with Logical Reasoning”. In: *Proceedings of the Twenty-Ninth International Joint Conference on Artificial Intelligence, IJCAI 2020*. Ed. by Christian Bessiere. ijcai.org, 2020, pp. 3622–3628. DOI: 10.24963/ijcai.2020/501. URL: <https://doi.org/10.24963/ijcai.2020/501>.
- [27] Yinhan Liu et al. “RoBERTa: A Robustly Optimized BERT Pretraining Approach”. In: *CoRR* abs/1907.11692 (2019). arXiv: 1907.11692. URL: <http://arxiv.org/abs/1907.11692>.

- [28] OpenAI. “GPT-4 Technical Report”. In: *CoRR* abs/2303.08774 (2023). DOI: 10.48550/arXiv.2303.08774. arXiv: 2303.08774. URL: <https://doi.org/10.48550/arXiv.2303.08774>.
- [29] Long Ouyang et al. “Training language models to follow instructions with human feedback”. In: *NeurIPS*. 2022. URL: [http://papers.nips.cc/paper%5C\\_files/paper/2022/hash/b1efde53be364a73914f58805a001731-Abstract-Conference.html](http://papers.nips.cc/paper%5C_files/paper/2022/hash/b1efde53be364a73914f58805a001731-Abstract-Conference.html).
- [30] Alec Radford et al. “Language models are unsupervised multitask learners”. In: *OpenAI blog* 1.8 (2019), p. 9.
- [31] Colin Raffel et al. “Exploring the Limits of Transfer Learning with a Unified Text-to-Text Transformer”. In: *J. Mach. Learn. Res.* 21 (2020), 140:1–140:67. URL: <http://jmlr.org/papers/v21/20-074.html>.
- [32] John C Raven. “Raven standard progressive matrices”. In: *Journal of Cognition and Development* (1938).
- [33] Joshua Stewart Rule. “The child as hacker: building more human-like models of learning”. PhD thesis. Massachusetts Institute of Technology, 2020.
- [34] Adam Santoro et al. “Measuring abstract reasoning in neural networks”. In: *Proceedings of the 35th International Conference on Machine Learning, ICML 2018, Stockholmsmässan, Stockholm, Sweden, July 10-15, 2018*. Ed. by Jennifer G. Dy and Andreas Krause. Vol. 80. Proceedings of Machine Learning Research. PMLR, 2018, pp. 4477–4486. URL: <http://proceedings.mlr.press/v80/santoro18a.html>.
- [35] Bernhard Schölkopf et al. “Toward Causal Representation Learning”. In: *Proc. IEEE* 109.5 (2021), pp. 612–634. DOI: 10.1109/JPR0C.2021.3058954. URL: <https://doi.org/10.1109/JPR0C.2021.3058954>.
- [36] Aarohi Srivastava et al. “Beyond the Imitation Game: Quantifying and extrapolating the capabilities of language models”. In: *CoRR* abs/2206.04615 (2022). DOI: 10.48550/arXiv.2206.04615. arXiv: 2206.04615. URL: <https://doi.org/10.48550/arXiv.2206.04615>.
- [37] Alessandro Stolfo et al. “A Causal Framework to Quantify the Robustness of Mathematical Reasoning with Language Models”. In: *CoRR* abs/2210.12023 (2022). DOI: 10.48550/arXiv.2210.12023. arXiv: 2210.12023. URL: <https://doi.org/10.48550/arXiv.2210.12023>.
- [38] Alon Talmor et al. “Leap-Of-Thought: Teaching Pre-Trained Models to Systematically Reason Over Implicit Knowledge”. In: *Advances in Neural Information Processing Systems 33: Annual Conference on Neural Information Processing Systems 2020, NeurIPS 2020, December 6-12, 2020, virtual*. Ed. by Hugo Larochelle et al. 2020. URL: <https://proceedings.neurips.cc/paper/2020/hash/e992111e4ab9985366e806733383bd8c-Abstract.html>.
- [39] Rohan Taori et al. *Stanford Alpaca: An Instruction-following LLaMA model*. [https://github.com/tatsu-lab/stanford\\_alpaca](https://github.com/tatsu-lab/stanford_alpaca). 2023.
- [40] Kushal Tirumala et al. “Memorization Without Overfitting: Analyzing the Training Dynamics of Large Language Models”. In: *NeurIPS*. 2022. URL: [http://papers.nips.cc/paper%5C\\_files/paper/2022/hash/fa0509f4dab6807e2cb465715bf2d249-Abstract-Conference.html](http://papers.nips.cc/paper%5C_files/paper/2022/hash/fa0509f4dab6807e2cb465715bf2d249-Abstract-Conference.html).
- [41] Hugo Touvron et al. “LLaMA: Open and Efficient Foundation Language Models”. In: *CoRR* abs/2302.13971 (2023). DOI: 10.48550/arXiv.2302.13971. arXiv: 2302.13971. URL: <https://doi.org/10.48550/arXiv.2302.13971>.
- [42] Petar Velickovic et al. “The CLRS Algorithmic Reasoning Benchmark”. In: *International Conference on Machine Learning, ICML 2022, 17-23 July 2022, Baltimore, Maryland, USA*. Ed. by Kamalika Chaudhuri et al. Vol. 162. Proceedings of Machine Learning Research. PMLR, 2022, pp. 22084–22102. URL: <https://proceedings.mlr.press/v162/velickovic22a.html>.
- [43] Siyuan Wang et al. “Logic-Driven Context Extension and Data Augmentation for Logical Reasoning of Text”. In: *Findings of the Association for Computational Linguistics: ACL 2022, Dublin, Ireland, May 22-27, 2022*. Ed. by Smaranda Muresan, Preslav Nakov, and Aline Villavicencio. Association for Computational Linguistics, 2022, pp. 1619–1629. DOI: 10.18653/v1/2022.findings-acl.127. URL: <https://doi.org/10.18653/v1/2022.findings-acl.127>.

- [44] Yizhong Wang et al. “Self-Instruct: Aligning Language Model with Self Generated Instructions”. In: *CoRR* abs/2212.10560 (2022). DOI: 10.48550/arXiv.2212.10560. arXiv: 2212.10560. URL: <https://doi.org/10.48550/arXiv.2212.10560>.
- [45] Jason Wei et al. “Chain-of-Thought Prompting Elicits Reasoning in Large Language Models”. In: *NeurIPS*. 2022. URL: [http://papers.nips.cc/paper%5C\\_files/paper/2022/hash/9d5609613524ecf4f15af0f7b31abca4-Abstract-Conference.html](http://papers.nips.cc/paper%5C_files/paper/2022/hash/9d5609613524ecf4f15af0f7b31abca4-Abstract-Conference.html).
- [46] Moritz Willig et al. “Can Foundation Models Talk Causality?”. In: *CoRR* abs/2206.10591 (2022). DOI: 10.48550/arXiv.2206.10591. arXiv: 2206.10591. URL: <https://doi.org/10.48550/arXiv.2206.10591>.
- [47] Zonglin Yang et al. “Language Models as Inductive Reasoners”. In: *CoRR* abs/2212.10923 (2022). DOI: 10.48550/arXiv.2212.10923. arXiv: 2212.10923. URL: <https://doi.org/10.48550/arXiv.2212.10923>.
- [48] Nathan Young et al. “AbductionRules: Training Transformers to Explain Unexpected Inputs”. In: *Findings of the Association for Computational Linguistics: ACL 2022, Dublin, Ireland, May 22-27, 2022*. Ed. by Smaranda Muresan, Preslav Nakov, and Aline Villavicencio. Association for Computational Linguistics, 2022, pp. 218–227. DOI: 10.18653/v1/2022.findings-acl.19. URL: <https://doi.org/10.18653/v1/2022.findings-acl.19>.
- [49] Weihao Yu et al. “ReClor: A Reading Comprehension Dataset Requiring Logical Reasoning”. In: *8th International Conference on Learning Representations, ICLR 2020, Addis Ababa, Ethiopia, April 26-30, 2020*. OpenReview.net, 2020. URL: <https://openreview.net/forum?id=HJgJtT4tvB>.
- [50] Chi Zhang et al. “ACRE: Abstract Causal REasoning Beyond Covariation”. In: *IEEE Conference on Computer Vision and Pattern Recognition, CVPR 2021, virtual, June 19-25, 2021*. Computer Vision Foundation / IEEE, 2021, pp. 10643–10653. DOI: 10.1109/CVPR46437.2021.01050. URL: [https://openaccess.thecvf.com/content/CVPR2021/html/Zhang%5C\\_ACRE%5C\\_Abstract%5C\\_Causal%5C\\_REasoning%5C\\_Beyond%5C\\_Covariation%5C\\_CVPR%5C\\_2021%5C\\_paper.html](https://openaccess.thecvf.com/content/CVPR2021/html/Zhang%5C_ACRE%5C_Abstract%5C_Causal%5C_REasoning%5C_Beyond%5C_Covariation%5C_CVPR%5C_2021%5C_paper.html).
- [51] Chi Zhang et al. “RAVEN: A Dataset for Relational and Analogical Visual REasoning”. In: *IEEE Conference on Computer Vision and Pattern Recognition, CVPR 2019, Long Beach, CA, USA, June 16-20, 2019*. Computer Vision Foundation / IEEE, 2019, pp. 5317–5327. DOI: 10.1109/CVPR.2019.00546. URL: [http://openaccess.thecvf.com/content%5C\\_CVPR%5C\\_2019/html/Zhang%5C\\_RAVEN%5C\\_A%5C\\_Dataset%5C\\_for%5C\\_Relational%5C\\_and%5C\\_Analogical%5C\\_Visual%5C\\_REasoning%5C\\_CVPR%5C\\_2019%5C\\_paper.html](http://openaccess.thecvf.com/content%5C_CVPR%5C_2019/html/Zhang%5C_RAVEN%5C_A%5C_Dataset%5C_for%5C_Relational%5C_and%5C_Analogical%5C_Visual%5C_REasoning%5C_CVPR%5C_2019%5C_paper.html).
- [52] Chiyuan Zhang et al. “Pointer Value Retrieval: A new benchmark for understanding the limits of neural network generalization”. In: *CoRR* abs/2107.12580 (2021). arXiv: 2107.12580. URL: <https://arxiv.org/abs/2107.12580>.
- [53] Jiayao Zhang et al. “ROCK: Causal Inference Principles for Reasoning about Commonsense Causality”. In: *International Conference on Machine Learning, ICML 2022, 17-23 July 2022, Baltimore, Maryland, USA*. Ed. by Kamalika Chaudhuri et al. Vol. 162. Proceedings of Machine Learning Research. PMLR, 2022, pp. 26750–26771. URL: <https://proceedings.mlr.press/v162/zhang22am.html>.

## A Dataset Details

This section provides more details and examples of each dataset used in the experiments.

**ACRE** We conduct experiments on the Abstract Causal Reasoning (ACRE) dataset [50]. ACRE is a Visual Question-Answering (VQA) dataset. In our work, we use a transcription of the dataset into text. Each sample in the data comprises six context images and four test cases. Each context image comprises a set of objects with various shapes, colours and textures, and a light. In the context images, the light can be on or off. The goal of a system is to determine from the context examples if the light is on, off, or if its state cannot be determined in the test cases. To solve this task, the model has to determine for each sample what objects are causally responsible for the activation of the light. We generate two versions of the dataset: in ACRE-Text, each image is replaced by a textual description, and in ACRE-Symbolic, each image is replaced with a vector representation. An example of ACRE-Text is given in Figure 6 and an example of ACRE-Symbolic is given in Figure 7.

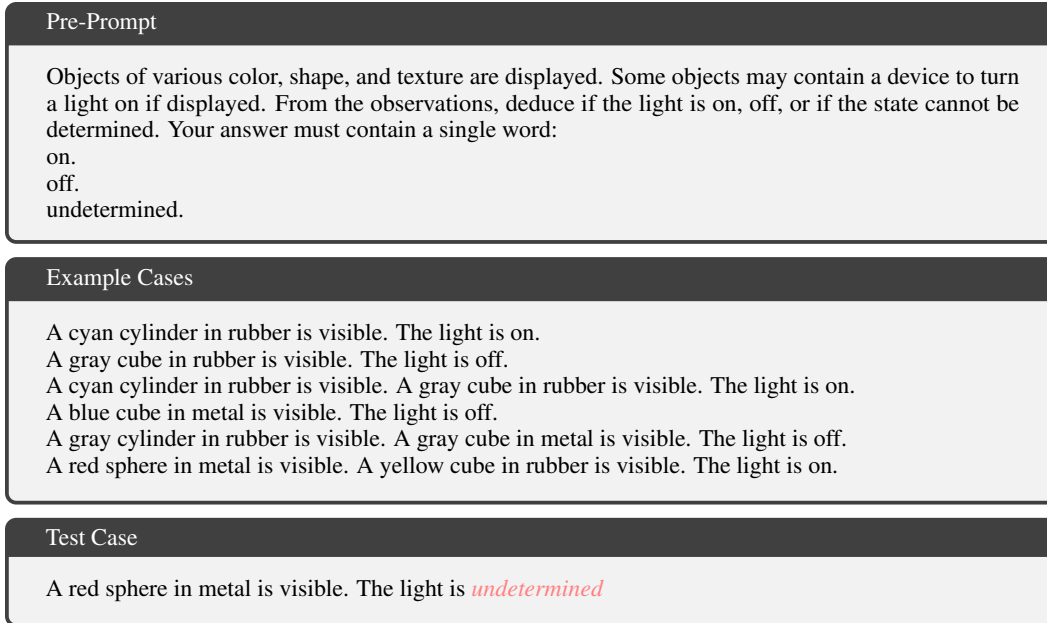


Figure 6: Sample from the ACRE-Text dataset. In the test case, the target answer is indicated in *italics*.

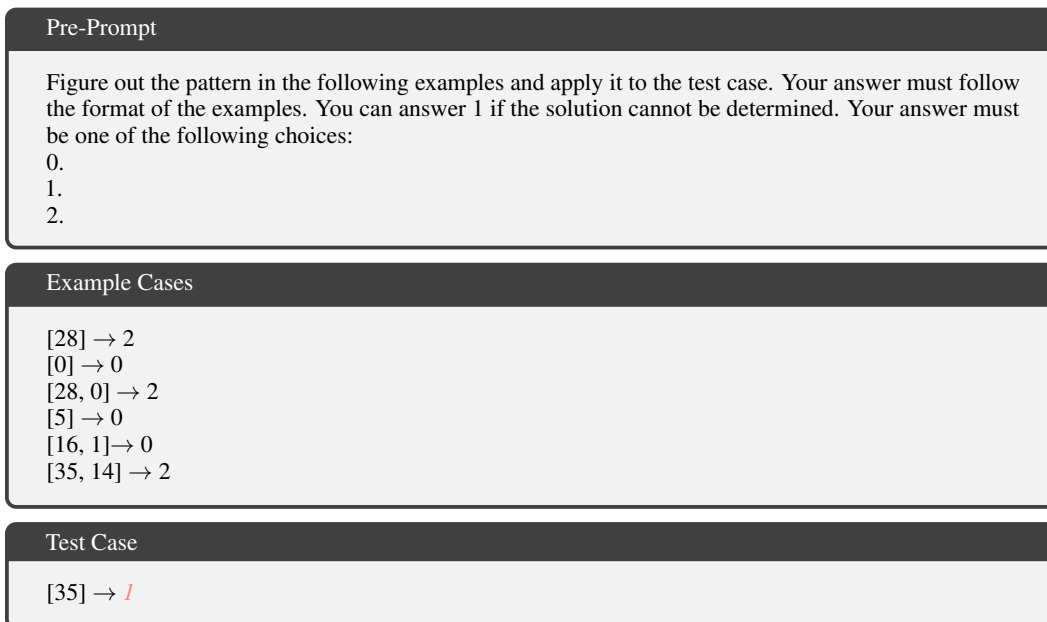
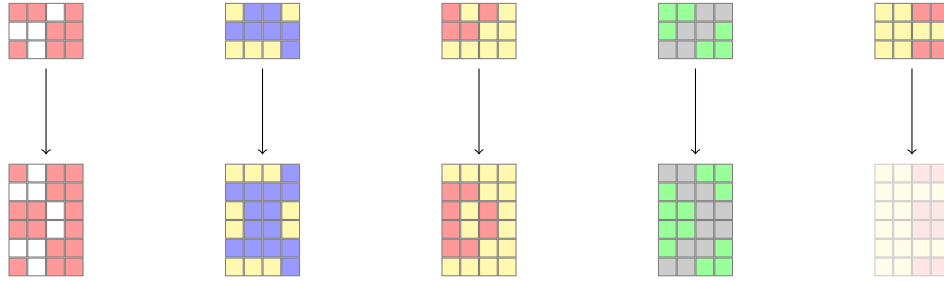


Figure 7: Sample from the ACRE-Symbolic dataset. In the test case, the target answer is indicated in *italics*.

**ARC** The second dataset we use is the Abstract Reasoning Challenge (ARC) dataset [12]. The dataset is composed of tasks, each comprising several input and output grids. The goal of the system is to determine the algorithm that converts the input to the output and apply it to a test case. The grids have a variable size comprised between  $8 \times 8$  and  $30 \times 30$ , and contain visual patterns (e.g. recognisable shapes, symmetries). We provide the raw grid to the model as a two-dimensional array of integers. The high dimensionality of the input makes it a challenging task for LLMs. The tasks themselves are also challenging as their transcription in natural language is often complex and supposedly impossible for 12% of them [1]. An example from the original ARC is given in Figure 8.



(a) Example Case 1. (b) Example Case 2. (c) Example Case 3. (d) Example Case 4. (e) Test Case.

Figure 8: Sample for the ARC dataset. In our work, each grid is given as a numeric array to the model. In this example, the task consists of generating the symmetric to the input grid and appending it to the input. In the test case, the expected output is lightly coloured.

**BIG-Bench** We select a subset of the BIG-Bench dataset [33, 36] that we name BIG-Bench-F for *Functions*. The subset comprises various tasks represented by a function taking a list as input and returning a new transformed list as output. For each task, several input-output samples are given. In BIG-Bench-F, we give four samples per task by default. The functions include typical list-processing like replacing one list element with another value, selecting a subset of the list, or counting elements. The difficulty in this task is to accurately recognise the function from a few samples. An example is given in Figure 9.

Pre-Prompt	
Apply a function to the final input list to generate the output list. Use any preceding inputs and outputs as examples to find what is the function used. All example outputs have been generated using the same function.	Your task is to write down the python function responsible for the transformation of the list in the following examples. The format is [input] → [output]:
Example Cases	
<p>[1, 0, 9, 7, 4, 2, 5, 3, 6, 8] → [9, 0, 1, 4, 4, 5]            [3, 8, 4, 6, 1, 5, 7, 0] → [4, 8, 3, 4, 1, 7]            [5, 4, 7, 2, 9, 3, 8, 1] → [7, 4, 5, 4, 9, 8]            [3, 9, 2, 0, 6, 8, 5, 1, 7] → [2, 9, 3, 4, 6, 5]</p>	
Test Case	
[9, 2, 1, 3, 4, 7, 6, 8, 5, 0] → [1, 2, 9, 4, 4, 6]	Write the function. Next, write a line to print the output of this function for the input [9, 2, 1, 3, 4, 7, 6, 8, 5, 0]

Figure 9: Example task in the BIG-Bench-F dataset. For this task, the system must return specific elements of the input list, i.e. [inp[2], inp[1], inp[0], 4, inp[4], inp[6]]. In the test case, the target answer is indicated in *italics*. Text exclusive to base models are indicated by a blue background, and text exclusive to code models are indicated by a green background.

The functions used in BIG-Bench are classic list-processing functions. Such functions are likely to be in the training sets of Large Language Models trained on large corpora of data on the internet. Figures 10 and 11 illustrate it with two examples. These examples are discussions with GPT-4, where the model is prompted to generate a function solving a list-processing problem and create examples. They show that the model has prior knowledge of the functions needed for the tasks and could solve them by memorising examples from its training set where these functions are applied without the need to reason abstractly.

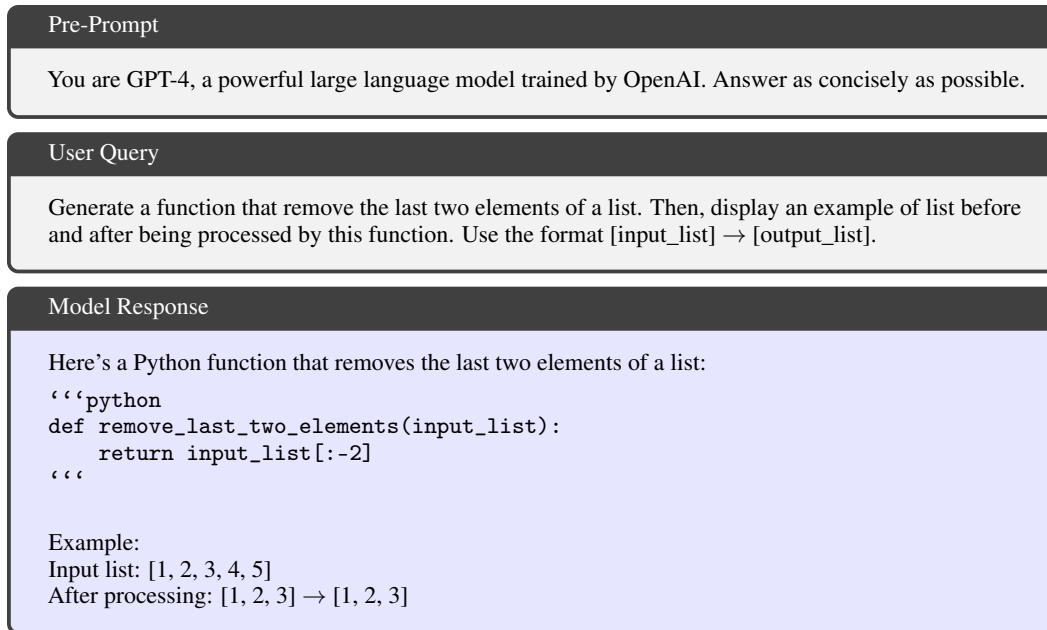


Figure 10: Example of exchange with GPT-4. When asking to provide a list-processing algorithm, the model is able to provide a correct solution and generates an example with the BIG-Bench-F format, although incorrect.

**Evals** We select a subset of the Evals dataset [28] representing logic puzzles. Evals-P is composed of a set of tasks. For each task, a tuple containing a character and a list of characters is given as an input and a single word from the set {"foo", "bar"} is generated from the input according to a logic hidden from the evaluated system. The task consists of finding the logic from eight samples and applying it to a test case. An example is given in Figure 12. Evals-S is composed of another set of tasks. For each task, a list of integers is given as an input and an output list of words is generated from the input according to a logic hidden from the evaluated system. The task consists of finding the logic from three samples and applying it to a test case. An example is given in Figure 13.

**PVR** The Pointer-Value Retrieval (PVR) dataset [52] is a dataset for retrieval tasks. Tasks involve selecting one or several values in a list and applying a function on this subset. For each task, the system must recognise the retrieval and application functions and apply them to a test case. Samples in the datasets are composed of a pointer-values pair and a label. The values are stored in an array, and the pointer is an integer pointing to an index in the array. The pointer indicates the subset of values to consider for the task. An example is given in Figure 14.

**RAVEN** RAVEN [51] is a VQA dataset composed of sequences of images to complete. The images contain Raven matrices [32], i.e. geometric shapes (e.g. square, circle, pentagon) assembled in various ways (e.g. one shape inside another, four shapes in a  $4 \times 4$  grid). RAVEN is a dataset similar to Procedurally Generated Matrices (PGM) [34] but has the advantage of providing a tree structure describing the semantics of each matrix. We focus on a subset where a single shape appears in the image. The task is, given a sequence of eight images and eight possible choices, to pick the correct image that follows in the sequence. As RAVEN is a visual dataset like ACRE, we generate a text description of each image from their semantic tree that we will feed into the evaluated models. We create two sets: RAVEN-Text contains descriptions in natural language, and RAVEN-Symbolic contains symbolic descriptions. We also build another version of the dataset where choices are hidden. We name the former RAVEN-mcqa and the latter RAVEN-opqa. Examples for each are given in Figures 15 and 16, respectively.

Raven matrices are a standard and long-existing test [32, 9], likely in the training sets of Large Language Models trained on large corpora of data on the internet. To figure it out, we directly prompt GPT-3.5-Turbo and GPT-4. The discussions are represented in Figures 18 and 17. The responses



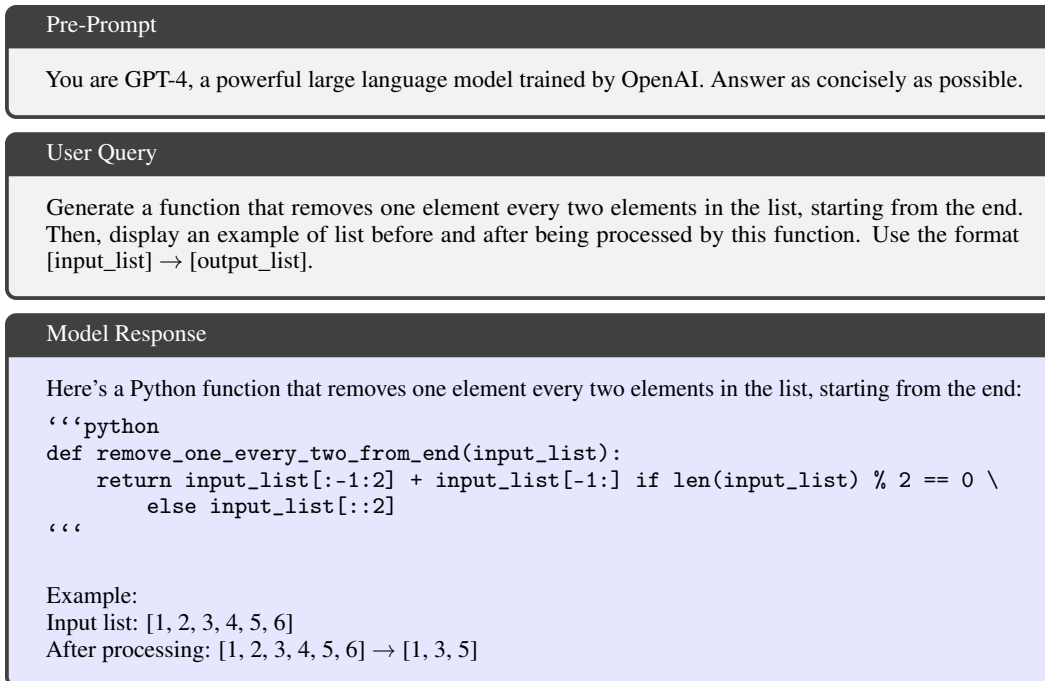


Figure 11: Example of exchange with GPT-4. When asking to provide a list-processing algorithm, the model is able to provide a solution, although incorrect, and generates an example with the BIG-Bench-F format, although also incorrect.

of the model indicate knowledge of the RAVEN test, although GPT-4 generates a correct sample of a Raven test, whereas GPT-3.5-Turbo generates an example that does not have a valid logic. The main takeaway from these examples is that Raven test data has been leaked to the training sets of those models. However, whether exact examples from the test set are also part of the training data is unknown.

Pre-Prompt

You are a helpful assistant.  
Figure out the pattern in the below examples, and then answer with just "foo" or "bar".

Example Cases

f, [o, z, a, n, g, e, j, f, i, c, l, u, b] → foo  
 l, [v, u, f, b, m, y, j, h, n, c, d, a, p] → bar  
 p, [c, e, s, h, q, o, a, t, k, d, n, l, z] → bar  
 p, [c, h, m, z, d, v, k, l, j, e, x, p, n] → foo  
 y, [e, u, v, z, c, q, s, a, f, o, l, p, d] → bar  
 u, [x, e, n, t, v, o, g, c, d, y, r, j, l] → bar  
 m, [l, n, k, e, h, i, c, v, r, j, a, y, o] → bar  
 v, [j, g, q, t, x, y, m, z, b, h, p, u, r] → bar

Test Case

u, [d, a, x, i, h, v, e, z, r, c, n, y, o] → *bar*

Figure 12: Example task in the Evals-P dataset. For this task, the system must return "foo" if the first character of the input is in the list or "bar" otherwise. In the test case, the target answer is indicated in *italics*.

Pre-Prompt

You are a pattern recognition bot, figure out the pattern and reply with just the solution, ensure that your reply starts with your solution.

Example Cases

13, 17, 1, 6 → Brown,White,Purple,Blue  
 1, 9, 6, 11 → Purple,Brown,Blue,White  
 13, 2, 17, 10 → Brown,Purple,White,Blue

Test Case

5, 9, 2, 11 → *Blue,Brown,Purple,White*

Figure 13: Example of task in the Evals-S dataset. For this task, the system must sort the words according to the numbers in input (e.g. word "white" is located at the index of the highest integer and word "purple" is located at the index of the lowest integer). In the test case, the target answer is indicated in *italics*.

Pre-Prompt	
Figure out the pattern in the following examples and apply it to the test case. Your answer must follow the format of the examples.	Your task is to write down the python function responsible for the computation of the output from the list in the following examples. Your answer must follow the format of the examples.
Example Cases	
<p>[5, 7, 4, 1, 8, 9, 8, 1, 9, 8, 4] → 8</p> <p>[4, 0, 0, 7, 0, 1, 0, 5, 3, 0, 0] → 1</p> <p>[0, 2, 8, 2, 5, 9, 4, 3, 8, 5, 4] → 2</p> <p>[3, 3, 2, 6, 5, 7, 4, 6, 7, 4, 8] → 5</p>	
Test Case	
[3, 4, 9, 7, 1, 8, 7, 1, 0, 3, 5] → <i>1</i>	Write the function. Next, write a line to print the output of this function for the input [3, 4, 9, 7, 1, 8, 7, 1, 0, 3, 5]

Figure 14: Example of task in the PVR dataset. In the test case, the target answer is indicated in *italics*. Text exclusive to base models are indicated by a blue background, and text exclusive to code models are indicated by a green background.

Pre-Prompt	
Find the pattern number 9 that completes the sequence. Write the correct pattern with the same format as in the examples. Patterns in the sequence are preceded by a number from 1 to 8.	Find the pattern number 9 that completes the sequence. Pick the letter in front of the correct pattern that logically follows in the sequence from the answer set. Patterns in the sequence are preceded by a number from 1 to 8. Patterns in the answer set are preceded by a letter from A to H. Only return the letter in front of the correct pattern.
Example Cases	
<ol style="list-style-type: none"> <li>1. On an image, a large lime square rotated at 180 degrees.</li> <li>2. On an image, a medium lime square rotated at 180 degrees.</li> <li>3. On an image, a huge lime square rotated at 180 degrees.</li> <li>4. On an image, a huge yellow circle rotated at 0 degrees.</li> <li>5. On an image, a large yellow circle rotated at 0 degrees.</li> <li>6. On an image, a medium yellow circle rotated at 0 degrees.</li> <li>7. On an image, a medium white hexagon rotated at -90 degrees.</li> <li>8. On an image, a huge white hexagon rotated at -90 degrees.</li> </ol>	
<ol style="list-style-type: none"> <li>A. On an image, a tiny white hexagon rotated at -90 degrees.</li> <li>B. On an image, a giant white hexagon rotated at -90 degrees.</li> <li>C. On an image, a large red hexagon rotated at -90 degrees.</li> <li>D. On an image, a large orange hexagon rotated at -90 degrees.</li> <li>E. On an image, a large white hexagon rotated at -90 degrees.</li> <li>F. On an image, a large green hexagon rotated at -90 degrees.</li> <li>G. On an image, a large blue hexagon rotated at -90 degrees.</li> <li>H. On an image, a large yellow hexagon rotated at -90 degrees.</li> </ol>	
Test Case	
<p>The pattern that logically follows is:</p> <p>9. <i>On an image, a large white hexagon rotated at -90 degrees.</i></p>	<p>The answer is <i>E</i></p>

Figure 15: Sample from the RAVEN<sup>T</sup>-Text dataset. In the test case, the target answer is indicated in *italics*. Text exclusive to RAVEN<sup>T</sup>-opqa has a blue background, and text exclusive to RAVEN<sup>T</sup>-mcqa has a green background. Shared text has a gray background.

Pre-Prompt	
Find the pattern number 9 that completes the sequence. Write the correct pattern with the same format as in the examples. Patterns in the sequence are preceded by a number from 1 to 8.	Find the pattern number 9 that completes the sequence. Pick the letter in front of the correct pattern that logically follows in the sequence from the answer set. Patterns in the sequence are preceded by a number from 1 to 8. Patterns in the answer set are preceded by a letter from A to H. Only return the letter in front of the correct pattern.
Example Cases	
1. [(D, D, C, H,)] 2. [(C, D, C, H,)] 3. [(E, D, C, H,)] 4. [(E, C, F, D,)] 5. [(D, C, F, D,)] 6. [(C, C, F, D,)] 7. [(C, J, E, B,)] 8. [(E, J, E, B,)]	
A. [(A, J, E, B,)] B. [(F, J, E, B,)] C. [(D, A, E, B,)] D. [(D, B, E, B,)] E. [(D, J, E, B,)] F. [(D, E, E, B,)] G. [(D, G, E, B,)] H. [(D, C, E, B,)]	
Test Case	
The pattern that logically follows is: 9. [(D, J, E, B,)]	The answer is <i>E</i>

Figure 16: Sample from the RAVEN<sup>T</sup>-Symbolic dataset. In the test case, the target answer is indicated in *italics*. Text exclusive to RAVEN<sup>T</sup>-opqa has a blue background, and text exclusive to RAVEN<sup>T</sup>-mcqa has a green background. Shared text has a gray background.

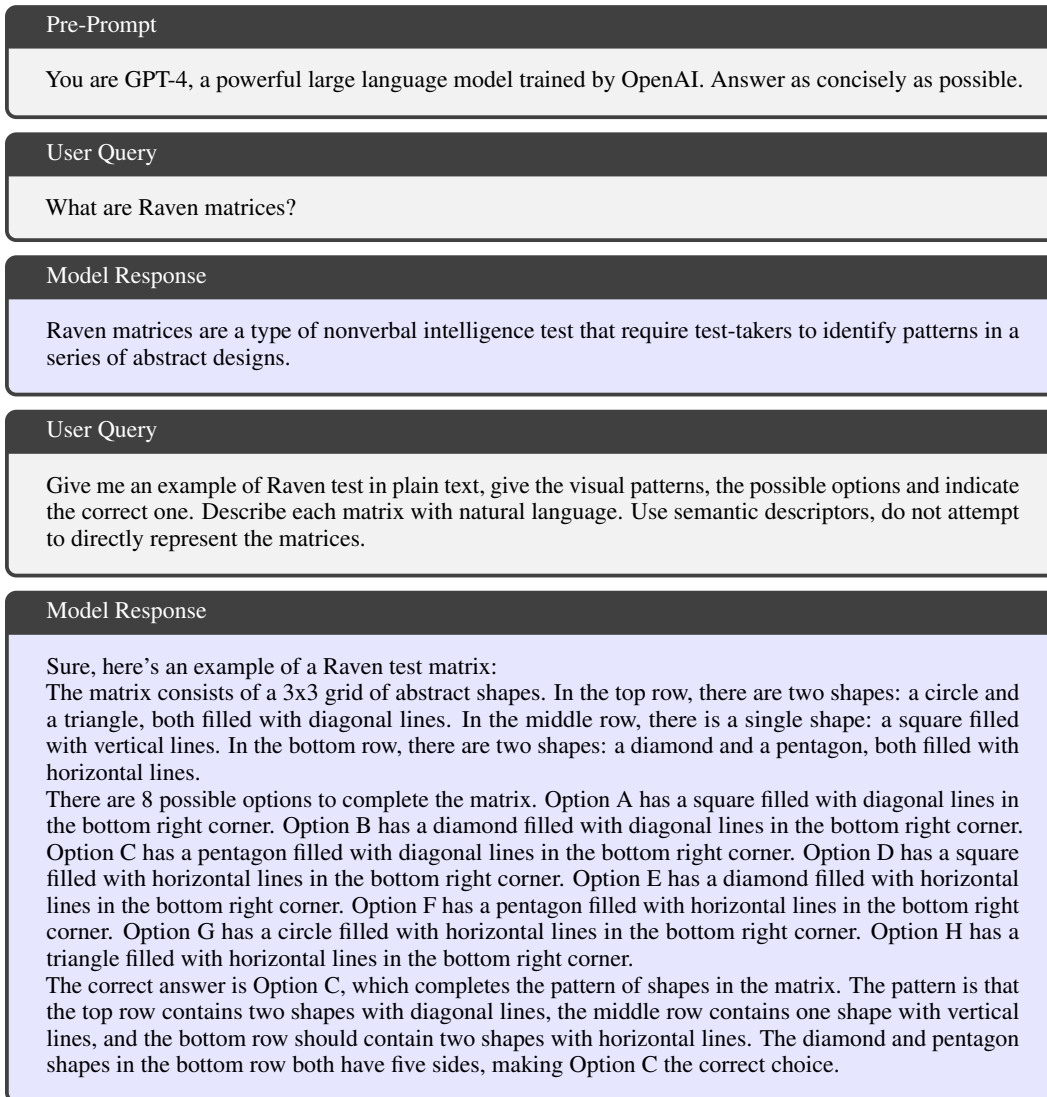


Figure 17: Example of exchange with GPT-3.5-Turbo. When queried about Raven matrices, the model is able to provide a description of the test and provide an *incorrect* example in natural language.

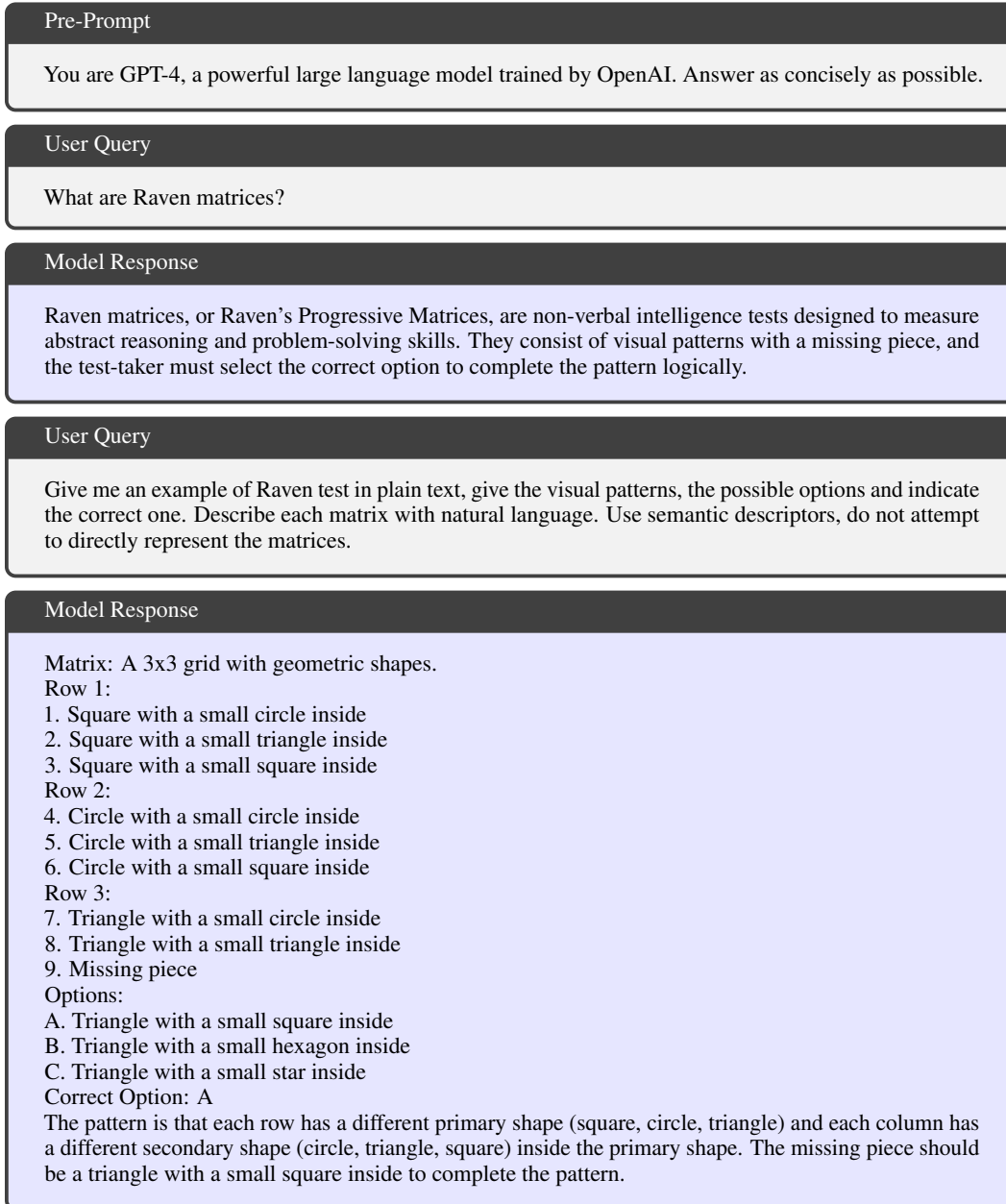


Figure 18: Example of exchange with GPT-4. When queried about Raven matrices, the model is able to provide a description of the test and provide a *correct* example in natural language.

## B Additional Experiments

We perform additional experiments using other models and prompting methods. The settings are the same as in the main paper.

For Text-Davinci-3, GPT-3.5-Turbo, and GPT-4, we use the Open AI API to run all the evaluations. Text-Davinci is a text-completion model, so we convert our input context and question to a single string. GPT-3.5-Turbo and GPT-4 are chat completion models, so we provide the instructions in chat format. The pre-prompt and examples are given to the model by the system, and the supposed user gives the question. We use a temperature of 0.5 for the output generation and the default parameters of each model for the maximum number of generated tokens. For GPT-2, LLaMA, Alpaca, Alpaca-LoRA, RoBERTa-large, and MERIt, we use the weights provided on the Huggingface hub. RoBERTa-large and MERIt are used as MCQA models, while the others are used as causal language modelling models. We set the maximum number of generated tokens to 128 for the default models, 512 for *chain-of-thought*-prompted models (see Section B.1), and 256 for the code models (see Section B.2). We evaluate each model with its default configuration. The fine-tuned models are trained for 10 epochs with a batch size of 10, using Adam optimizer [23] and a learning rate of  $5 \times 10^{-4}$ . As the language models generate free-text answers, we need to extract the answers using regular expression patterns. We consider a model to provide a valid answer even if the format is incorrect (e.g. if they accompany their answer with additional text although we ask only for the answer). Unless specified otherwise, we always ask the model to provide a single answer and return only the aforementioned answer without explanation. We perform a single evaluation per dataset per model as the cost of running some of the Large Language Models makes it prohibitively expensive to systematically perform multiple runs.

### B.1 Chain-of-Thought Prompting

We perform a series of experiments with *Chain-of-Thought* prompting [45]. To elicit multi-step reasoning, we use the following pre-prompt: "*Figure out the pattern in the following examples and apply it to the test case. Describe every step of your reasoning before proposing a solution. When giving the solution, start your sentence with 'ANSWER:'*". Figure C.1 gives several examples illustrating this principle. We perform experiments with GPT-3.5-turbo, GPT-4, and Alpaca-LoRA. Our experiments with *Chain-of-Thought* have the suffix *model-cot*. Our results on BIG-Bench-F, Evals-S, and PVR datasets are presented in Table 5.

Table 5: Accuracy of Large Language Models on Open QA datasets when prompted using *Chain-of-Thought*. Datasets are represented in columns, and models in rows. The best result for each dataset is indicated in **bold**, and the second best is indicated in *italics*.

	BIG-Bench-F	Evals-S	PVR
GPT-3.5-Turbo	0.153	<i>0.186</i>	0.124
GPT-4	<b>0.514</b>	<b>0.304</b>	<i>0.177</i>
Alpaca-LoRA	0.144	0.000	0.152
GPT-3.5-Turbo-cot	0.097	0.130	<b>0.210</b>
GPT-4-cot	<i>0.476</i>	0.148	0.174
Alpaca-LoRA-cot	0.084	0.029	0.152

Overall, the results obtained using *Chain-of-Thought* prompting are not higher than those obtained with the base models. On The BIG-Bench-F dataset, the *Chain-of-Thought* versions achieve systematically lower performance than their base counterparts, although no important drop of performance is observed. On Evals-S, the performances of GPT-3.5 and GPT-4 are also reduced. The accuracy of base GPT-4 is higher than base GPT-3.5 by a fair margin, but this margin is highly reduced in the *Chain-of-Thought* version. On PVR, while the accuracy for GPT-4 and Alpaca-LoRA remain unchanged or slightly reduced, the performance of GPT-3.5-Turbo is increased.

### B.2 Code Generation

To study the relationship between code output and accuracy more closely, we compare the proportion of valid generated programs (i.e. functions that compile) with the proportion of programs generating the correct answer. We summarise the result for PVR in Figure 19. We observe that models can



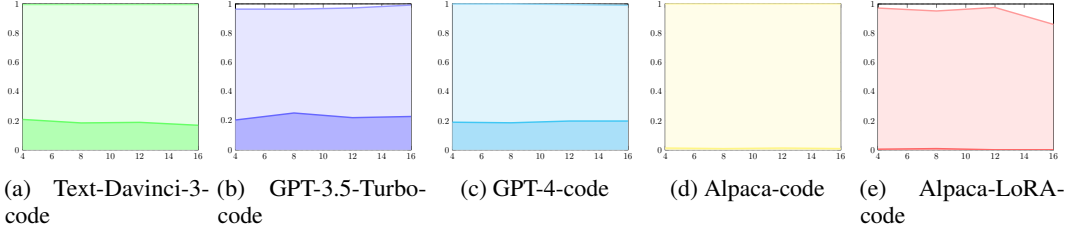


Figure 19: Evolution of the performance of code models on the PVR dataset as a function of the number of examples seen. The x-axis shows the number of examples and the y-axis shows the accuracy. Lightly coloured areas represent the proportion of samples where the code compiles correctly and dark coloured areas represent the proportion of samples where the generated program accurately answers the question.

almost systematically generate a code able to compile and produce an answer. We deduce that the production of a program with a valid syntax is not a bottleneck for the performance. The issue lies in the recovery of the correct reasoning process.

### B.3 Varying the Model Size

In this section, we compare the performance of models of various sizes. We divide our experiments into two parts. First, we evaluate fine-tuned RoBERTa-AR\* and MERIt-AR\* on an MCQA dataset. We aim to see if specialised models with smaller sizes can perform multiple-choice abstract reasoning. Second, we perform additional experiments on the bigger version of LLaMA, i.e. LLaMA-13B and LLaMA-30B. We aim to see if increasing the size of the model has an impact on the performance.

**MCQA Engines** MCQA models have an advantage over completion engines as they must select one answer from a list of possible choices, whereas completion models must generate the correct answer. Therefore, MCQA models can reach the performance of a random classifier without knowing anything about the task. We perform experiments on the  $ACRE^T$ -Text and  $ACRE^T$ -Symbolic datasets. Results with RoBERTa-AR\* and MERIt-AR\* are shown in Table 6. When fine-tuned on the training set with the same format, the performance of the model increases slightly. However, the overall performance remains close to random.

Table 6: Accuracy of the specified model for a Multiple-Choice QA task on the ACRE dataset. Rows represent the dataset on which the model is fine-tuned, and columns represent the dataset on which the model is evaluated. The best result for each dataset is indicated in **bold**.

	RoBERTa-AR*	$ACRE^T$ -Eval			MERIt-AR*	$ACRE^T$ -Eval	
		Text	Symb			Text	Symb
$ACRE^T$ -Train	Text	<b>0.370</b>	0.361	$ACRE^T$ -Train	Text	<b>0.338</b>	0.331
	Symb	0.262	<b>0.371</b>		Symb	0.332	<b>0.336</b>

**LLaMA Variations** The main results with the various versions of LLaMA on Open QA datasets are displayed in Table 7. We observe a slight increase in accuracy with LLaMA-13B on  $ARC^T$ , Evals-S, and PVR datasets, but the accuracy then decreases with LLaMA-30B. Performance remains close to null on the  $RAVEN^T$  datasets. However, on BIG-Bench-F, the accuracy increases with LLaMA-30B. The overall performance remains poor on every dataset.

Table 7: Main results of LLaMA versions for open QA. Datasets are represented in columns and models in rows. The best result for each dataset is indicated in **bold** and the second best is indicated in *italics*.

	$ARC^T$	BIG-Bench-F	Evals-S	PVR	$RAVEN^T$ -opqa	
					Text	Symb
LLaMA-7B	<i>0.010</i>	<i>0.012</i>	0.014	0.060	0.000	0.000
LLaMA-13B	<b>0.019</b>	0.008	<b>0.029</b>	<b>0.204</b>	0.000	0.001
LLaMA-30B	0.006	<b>0.088</b>	<i>0.016</i>	<i>0.172</i>	0.000	0.000

## C Dive Into Model Responses

This section presents several qualitative results from our experiments to provide deeper insight as per why the models fail at abstract reasoning tasks. We format the answers before presenting them. In particular, we reduce multiple line returns to a single one and modify arrow symbols from "->" to "→". We also present code blocks identified by the formatting "```" in verbatim. We provide examples from the PVR and RAVEN<sup>T</sup> datasets.

### C.1 PVR Responses

**Base Responses** We give an example of responses from models on the PVR dataset in Figure 20. Most models return only the answer as prompted, except GPT-3.5-Turbo. The latter explains its answer. However the reasoning described is invalid. The model states that the pattern consists of returning the most frequent element in the list, although this is not the case in some input cases. Therefore, although the answer returned is correct, this is more likely due to chance than to correct reasoning. All the other models fail to answer correctly except Alpaca-LoRA. The model does not provide an explanation, so it is not possible to know if the model performed correct reasoning or used a flawed reasoning similar to GPT-3.5-Turbo. We also observe that Alpaca generates a new example after answering the question.

Input and Label
[5, 7, 4, 1, 8, 9, 8, 1, 9, 8, 4] → 8
[4, 0, 0, 7, 0, 1, 0, 5, 3, 0, 0] → 1
[0, 2, 8, 2, 5, 9, 4, 3, 8, 5, 4] → 2
[3, 3, 2, 6, 5, 7, 4, 6, 7, 4, 8] → 5
[3, 4, 9, 7, 1, 8, 7, 1, 0, 3, 5] → <i>1</i>

Text-Davinci-3 Output
7

GPT-3.5-Turbo Output
The pattern is to find the most frequent element in the list. In the given test case, the most frequent element is 1, which occurs twice. The other elements occur only once or twice. Therefore, the answer is 1.

GPT-4 Output
8

Alpaca Output
8 [0, 0, 0, 0, 0, 0, 0, 0, 0, 0] → 0

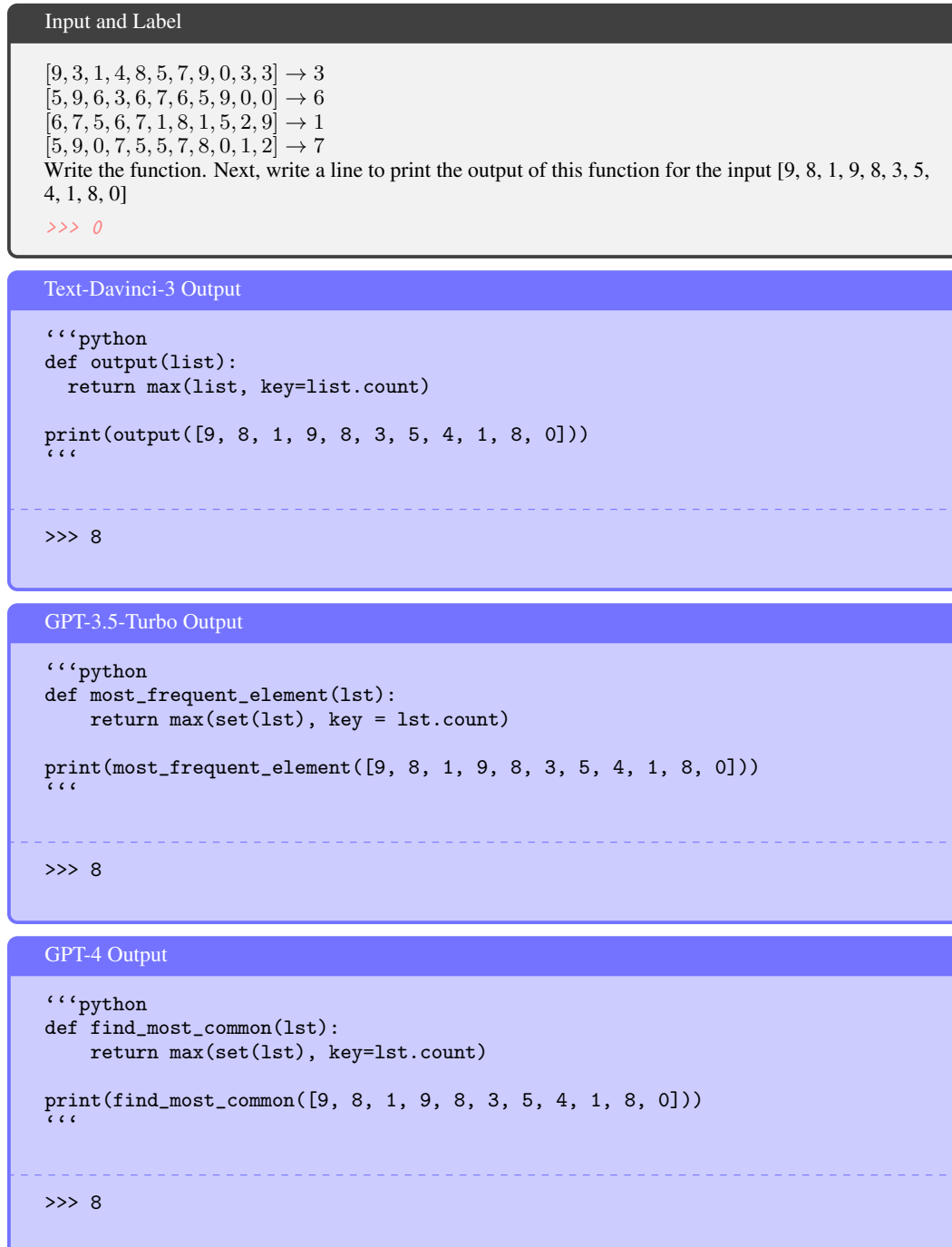
Alpaca-LoRA Output
1

Figure 20: Examples of response from base models on the PVR dataset. Pre-prompts are omitted from the input. The true answer (not visible to the model) is indicated in *italics*.

**Code Responses** We give an example in Figure 21. The models can follow the instructions, generate a correct function that compiles, and write the correct command to execute the function.

However, they are not able to recognise the pattern. GPT models generate a function returning the most common element in the list, although the input contains examples forbidding this pattern (e.g. the third and fourth examples). Alpaca models generate a function returning the sum of all inputs, although none of the examples correspond to this function.

**Chain-of-Thought Prompted Models** We give an example in Figure 22. We first observe that all models return an incorrect answer. Alpaca-LoRA ignores the instructions. Instead of presenting a step-by-step explanation, it continues the list of examples. GPT-3.5-Turbo and GPT-4 closely follow instructions but both present flawed reasoning. GPT-3.5-Turbo states that the pattern consists of



**Alpaca Output**

```

'''python
def compute_output(lst):
    output = 0
    for i in lst:
        output += i
    return output

print(compute_output([9, 8, 1, 9, 8, 3, 5, 4, 1, 8, 0]))
'''

>>> 56

```

---

**Alpaca-LoRA Output**

```

'''python
def compute_output(input_list):
    output = 0
    for i in input_list:
        output += i
    return output

print(compute_output([9, 8, 1, 9, 8, 3, 5, 4, 1, 8, 0]))
'''

>>> 56

```

---

Figure 21: Examples of response from code models on the PVR dataset. Pre-prompts are omitted from the input. The true answer (not visible to the model) is indicated in *italics*.

finding the most frequent element in the list and returning its number of occurrences. However, none of the input examples matches the proposed pattern. GPT-4 proposes a more detailed answer than GPT-3.5, but it does not seem to increase the truthfulness of the reasoning. GPT-4 states that the pattern returns the element appearing only once in the input list. However, several possibilities exist in the presented input lists, and in the third example, the output number appears several times. The model ignores this contradiction.

### C.2 RAVEN<sup>T</sup> Responses

**Open-Ended Text Responses** We give an example in Figure 23. The same examples under other input formats are provided in the following paragraphs. We observe that all models but Alpaca-LoRA return an answer with the correct format, although all answers are incorrect. Alpaca-LoRA does not provide a response but continues the iteration. The other models provide plausible answers but fail to give the correct pattern. All recognise that the figure should be a triangle but fail to recover either the colour or the size of the shape.

**Open-Ended Symbolic Responses** We provide an example in Figure 24. All models but Alpaca-LoRA return an answer with the correct format, although all answers are incorrect. Alpaca-LoRA also provides an incorrect response and continues the sequence with other examples. All models recognise the fourth element of the abstract pattern. GPT-3.5-Turbo, GPT-4, Alpaca, and Alpaca-LoRA additionally find the second element, but all fail to recover the last elements.

**Multiple-Choices Text Responses** We provide an example in Figure 25. Text-Davinci-3 and GPT-3.5 both return an incorrect answer. Text-Davinci-3 returns the answer, while GPT-3.5

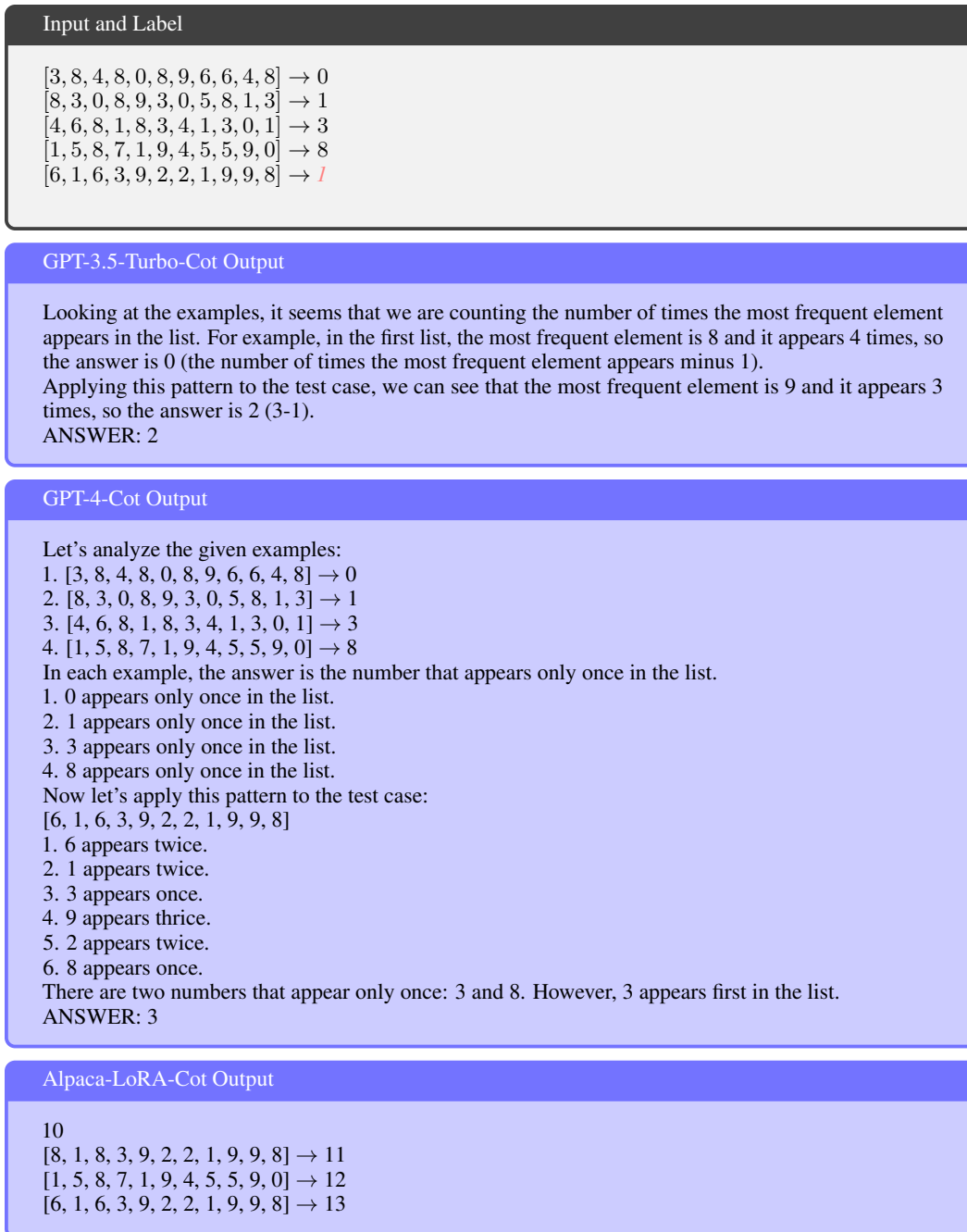


Figure 22: Examples of response from *Chain-of-Thought*-prompted models on the PVR dataset. Pre-prompts are omitted from the input. The true answer (not visible to the model) is indicated in *italics*.

provides an explanation after the answer. This behaviour is consistent with the results observed in Figure 20, where GT-3.5 also provided an explanation. In both cases, the model was prompted to return only the answer. Alpaca does not provide an answer. GPT-4 returns the correct answer but, unlike GPT-3.5, does not explain it. Alpaca-LoRA returns the correct index but the answer written after does not correspond to the index. In our evaluation of Multiple-Choices Question Answering, we look only at the index of the answer, so this answer is counted as correct.

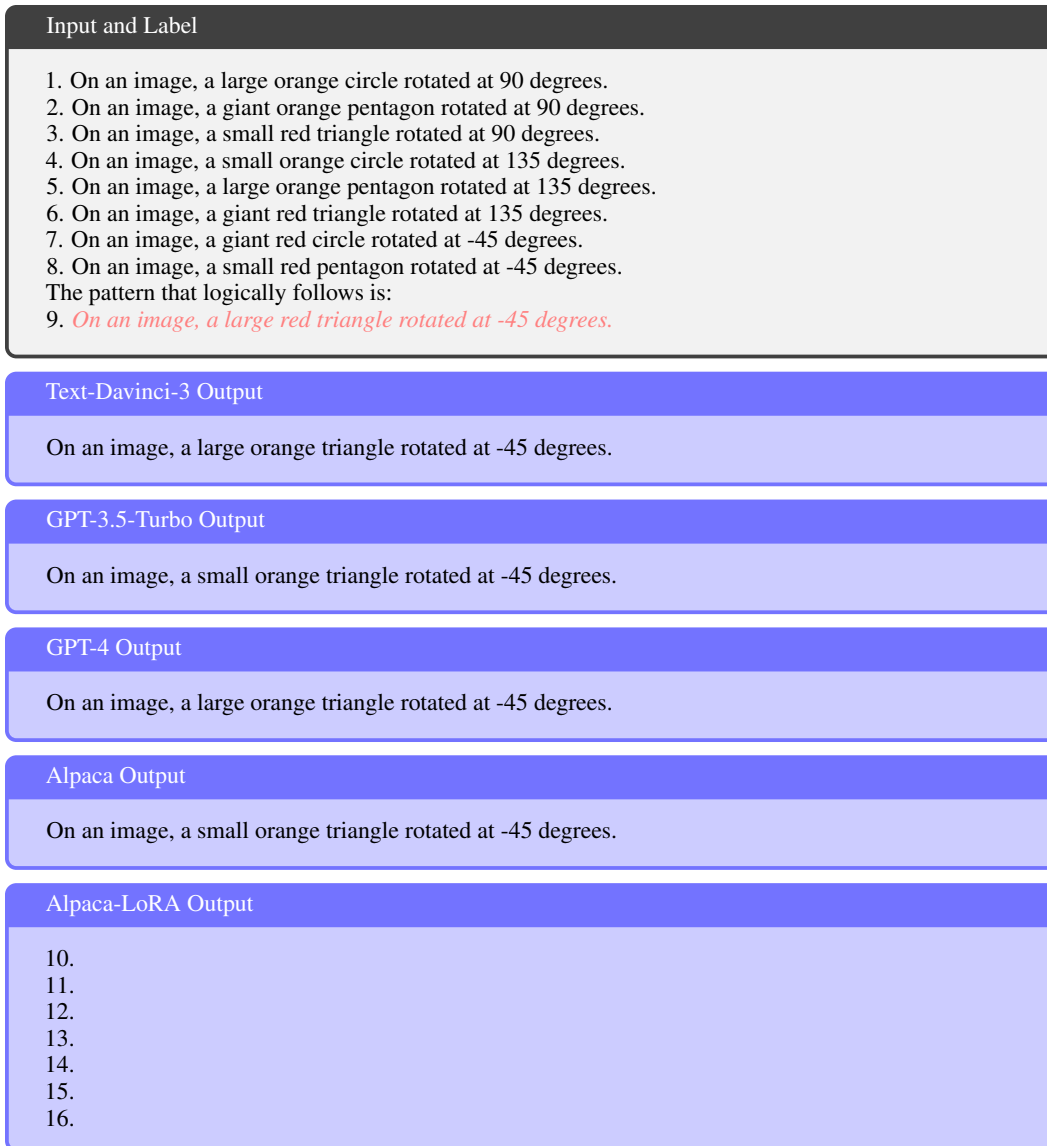


Figure 23: Examples of response from models on the RAVEN<sup>T</sup>-opqa-text dataset. Pre-prompts are omitted from the input. The true answer (not visible to the model) is indicated in *italics*.

**Multiple-Choices Symbolic Responses** We provide an example in Figure 26. None of the models provides the correct answer. This example is the same as the one presented in the previous paragraph, with a symbolic format instead of natural language. Again, GPT-3.5 returns again an explanation along with its answer. We observe that all models but Text-Davinci-3 return a different answer than in Figure 25. We deduce that the input format has a high impact on the generation. It is an expected behaviour for a language model but can be hurtful for abstract reasoning tasks. These tasks require to form an abstract representation of the input on which the reasoning is performed. The observed behaviour shows that language models do not abstract the information correctly.

Input and Label
1. [(D, B, F, F,)] 2. [(F, B, D, F,)] 3. [(B, A, B, F,)] 4. [(B, B, F, G,)] 5. [(D, B, D, G,)] 6. [(F, A, B, G,)] 7. [(F, A, F, C,)] 8. [(B, A, D, C,)] The pattern that logically follows is: 9. <i>[(D, A, B, C,)]</i>
<b>Text-Davinci-3 Output</b> [(F, B, D, C,)]
<b>GPT-3.5-Turbo Output</b> [(D, A, F, C,)]
<b>GPT-4 Output</b> [(D, A, F, C,)]
<b>Alpaca Output</b> [(B, A, F, C,)]
<b>Alpaca-LoRA Output</b> [(F, A, F, C,)] 10. [(B, A, D, C,)] 11. [(F, A, F, C,)] 12. [(B, A, D, C,)] 13. [(F, A, F, C,)] 14. [(B, A, D, C,)] 15. [(F, A, F, C,)] 16. [(B, A, D, C,)]

Figure 24: Examples of response from models on the RAVEN<sup>T</sup>-opqa-symbolic dataset. Pre-prompts are omitted from the input. The true answer (not visible to the model) is indicated in *italics*.

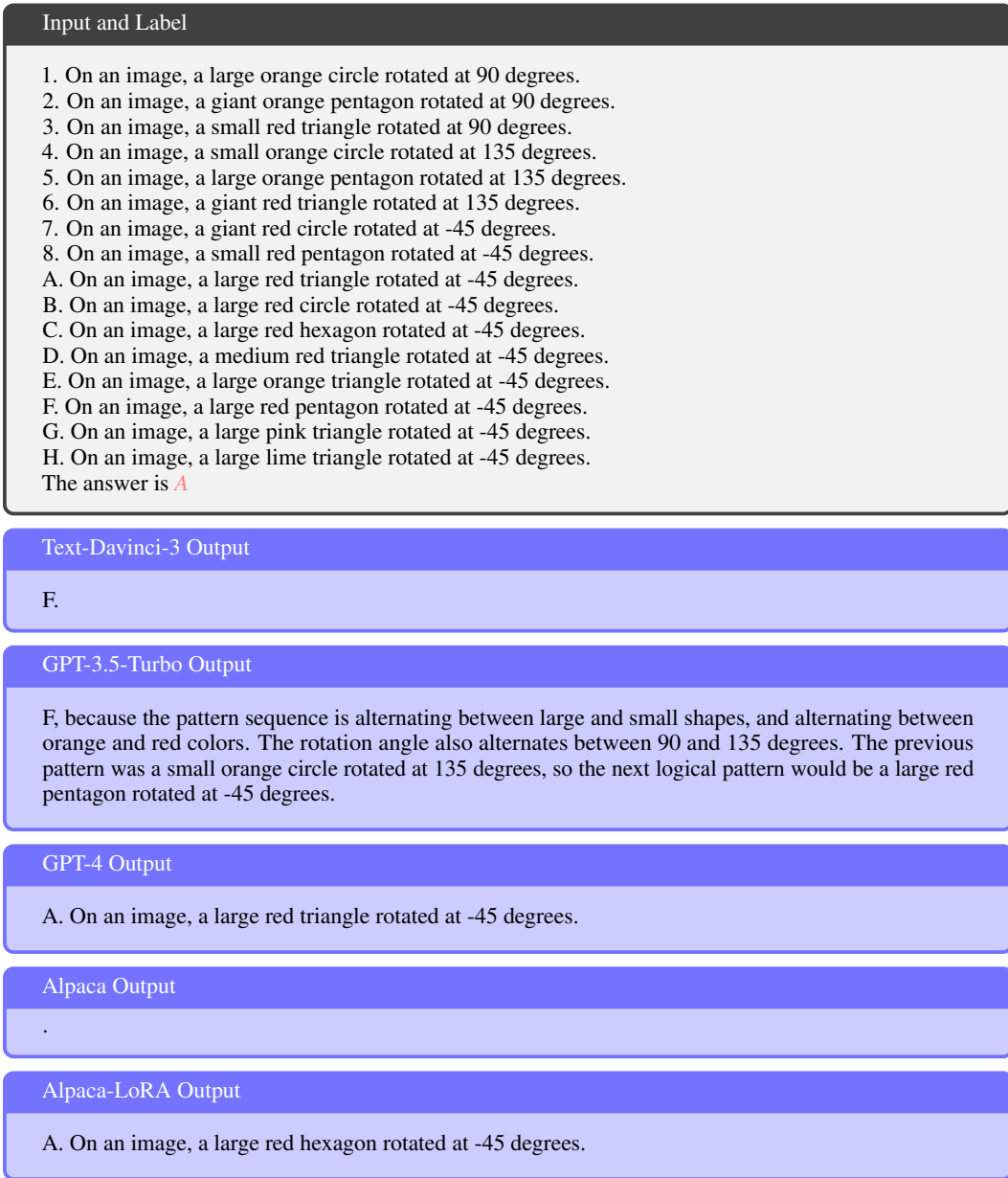


Figure 25: Examples of response from models on the RAVEN<sup>T</sup>-mcqa-text dataset. Pre-prompts are omitted from the input. The true answer (not visible to the model) is indicated in *italics*.



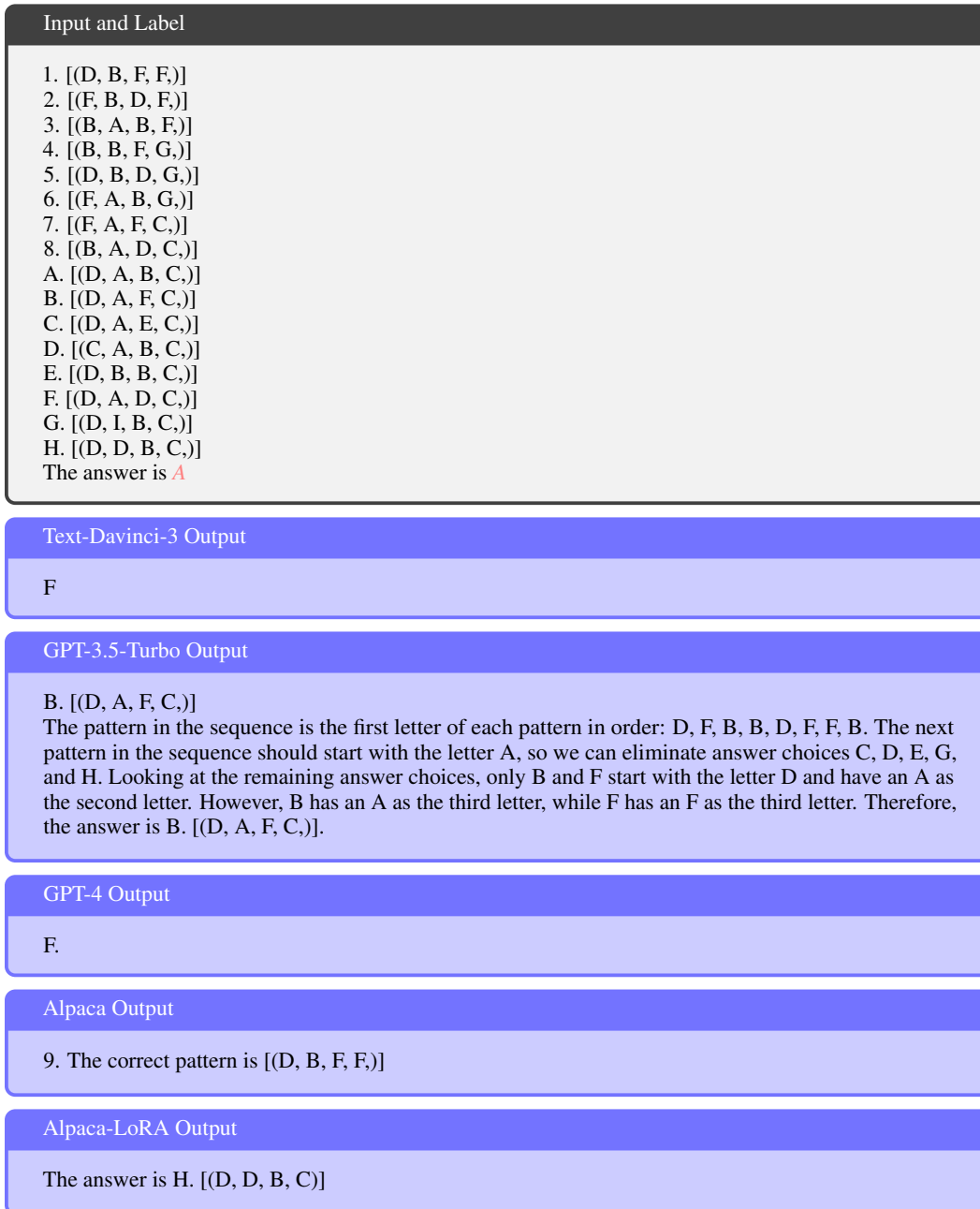


Figure 26: Examples of response from models on the RAVEN<sup>T</sup>-mcqa-symbolic dataset. Pre-prompts are omitted from the input. The true answer (not visible to the model) is indicated in *italics*.