

Improving Multimodal Classification of Social Media Posts by Leveraging Image-Text Auxiliary tasks

Danae Sánchez Villegas¹ Daniel Preoțiuc-Pietro² Nikolaos Aletras¹

¹University of Sheffield, ²Bloomberg

{dsanchezvillegas1, n.aletras}@sheffield.ac.uk

dpreotiucpie@bloomberg.net

Abstract

Effectively leveraging multimodal information from social media posts is essential to various downstream tasks such as sentiment analysis, sarcasm detection and hate speech classification. However, combining text and image information is challenging because of the idiosyncratic cross-modal semantics with hidden or complementary information present in matching image-text pairs. In this work, we aim to directly model this by proposing the use of two auxiliary losses jointly with the main task when fine-tuning any pre-trained multimodal model. Image-Text Contrastive (ITC) brings image-text representations of a post closer together and separates them from different posts, capturing underlying dependencies. Image-Text Matching (ITM) facilitates the understanding of semantic correspondence between images and text by penalizing unrelated pairs. We combine these objectives with five multimodal models, demonstrating consistent improvements across four popular social media datasets. Furthermore, through detailed analysis, we shed light on the specific scenarios and cases where each auxiliary task proves to be most effective.

1 Introduction

Multimodal content including text and images is prevalent in social media platforms (Vempala and Preoțiuc-Pietro, 2019). Content of both text and images has been widely used to improve upon single modality results in various downstream tasks such as sentiment analysis (Niu et al., 2016; Ju et al., 2021), hate speech detection (Botelho et al., 2021; Hossain et al., 2022; Cao et al., 2022), sarcasm detection (Cai et al., 2019; Xu et al., 2020; Liang et al., 2022), and named entity recognition (Moon et al., 2018; Sun et al., 2020).

Existing multimodal classification methods for social media tasks often combine text and image representations obtained from pre-trained encoders. Generally, they can be divided into: (1) *single-*



When @USER gets more followers than you in 12 hours



My baby approves

The image complements the text to provide meaning of the post

The image does not add to the meaning of the post and the text does not provide a description of the image

Figure 1: Examples of image-text relations in social media posts from Vempala and Preoțiuc-Pietro (2019).

stream models where image and text representations are concatenated initially and used as input into the encoder such as Unicoder (Li et al., 2020), VisualBERT (Li et al., 2019) and ViLT (Kim et al., 2021); and (2) *dual-stream* approaches where image and text features are encoded separately and then combined via a fusing mechanism such as concatenation or attention, for example ViLBert (Lu et al., 2019) and PaLI (Chen et al., 2022a). These models are usually pre-trained on standard vision-language data such as image captions where strong image-text connections are assumed, i.e., captions that explicitly describe a corresponding image (Hessel and Lee, 2020; Xu and Li, 2022).

Modeling text-image pairs from social media posts presents additional challenges. For instance, capturing cross-modal semantics that are not immediately apparent is challenging. Figure 1 (top) shows an example where the text refers specifically to the mood of the person in the photo (i.e., “unhappy feeling” when @USER gets more followers...). Moreover, cases where the visuals are weakly related to the text are also prevalent (Sánchez Villegas and Aletras, 2021; Xu et al., 2022). For instance, Figure 1 (bottom) shows an

image of a hen accompanied by the text *My baby approves*. It is difficult to draw a direct relationship between the two without any additional context.

In this work, we propose using two tasks – Image-Text Contrastive (ITC) and Image-Text Matching (ITM) – as auxiliary losses during fine-tuning for social media post classification. ITC and ITM have been only used as pre-training objectives for pre-trained multimodal models (Radford et al., 2021; Wang et al., 2021; Chen et al., 2022b). ITC uses a contrastive loss (He et al., 2020; Li et al., 2021; Yu et al., 2022), while ITM involves a binary classification loss for image-text alignment (Chen et al.; Tan and Bansal, 2019; Wang et al., 2021).

Our main contributions are as follows: (1) we present an extensive study on comparing multimodal models jointly fine-tuned with ITC and ITM covering both *single-* and *dual-stream* approaches; (2) we show that models using ITC and ITM as auxiliary losses consistently improve their performance on four popular multimodal social media classification datasets; (3) we provide a comprehensive analysis that sheds light on the effectiveness of each auxiliary task and their combination.

2 Multimodal Auxiliary Tasks

2.1 Image-Text Contrastive (ITC)

Modeling text-image pairs in social media posts involves capturing hidden cross-modal semantics (Vempala and PreoŃuc-Pietro, 2019; Kruk et al., 2019). For instance, in Figure 1 (top) the visible mood of the person on the photo is related to the text of the post. Instead of directly matching images with textual descriptions (e.g., *a man wearing a helmet*), we aim to encourage the model to capture the underlying dependencies between the image and text within the posts.

For this purpose, we propose using the ITC objective (He et al., 2020; Li et al., 2021; Yu et al., 2022) which pushes towards a feature space in which image and text representations of a post are brought closer together, while image and text representations that appear in different posts are pushed further apart. This is done by minimizing the distance of image and text embeddings of the same post while maximizing the distance of image and text embeddings that correspond to different posts. Let L_n and I_n be the n -th (normalized) representation of text and accompanying image of a post in a training batch. While the cosine similarity of the pair L_n and I_n is minimized, the cosine similarity

of all other random pairs (e.g., L_n and I_m ; I_m is an image from a different post in the current batch) is maximized. Given N posts within a training batch, ITC loss is defined as follows:

$$l_{ITC} = \frac{1}{2}(l_1 + l_2) \quad (1)$$

$$l_1 = -\frac{1}{N} \sum_{n=1}^N \log \frac{\exp(LI^T/e^\tau)}{\sum_{j=1}^M \exp(LI_j^T/e^\tau)} \quad (2)$$

$$l_2 = -\frac{1}{N} \sum_{n=1}^N \log \frac{\exp(IL^T/e^\tau)}{\sum_{j=1}^M \exp(IL_j^T/e^\tau)} \quad (3)$$

τ is a learnable temperature parameter to scale the logits (Jia et al., 2021).

2.2 Image-Text Matching (ITM)

In social media posts, unrelated or weakly related text-image pairs are also common (Hessel and Lee, 2020; Xu et al., 2022). For example, in Figure 1 (bottom), an image of a hen is accompanied by the text *My baby approved* instead of a more descriptive text (e.g., *a close-up of a bird standing next to a fence*), as it would be expected in standard image captioning datasets. To address this, we propose using the ITM objective (Chen et al.; Tan and Bansal, 2019; Wang et al., 2021) during fine-tuning to understand the semantic correspondence between images and text. ITM involves a binary classification loss that penalizes the model when a given text and image do not appear together in a post. Let I_n and L_n be the image and text representation of the n -th post in a training batch, we randomly replace I_n with an image of another post from the current batch with a probability of 0.5 following (Wang et al., 2021; Kim et al., 2021). If I_n is replaced, then the image and text do not match, otherwise I_n and L_n match. Thus, the ITM loss corresponds to the cross-entropy loss for penalizing incorrect predictions, $l_{ITM} = -\sum_{i=1}^2 t_i \log(p_i)$ where t_i is the gold label (matched or mismatched) and p_i is the softmax probability for each label.

2.3 Joint Fine-tuning Objectives

The loss function used during fine-tuning is a combination of the losses from the downstream classification task (cross-entropy loss or l_{CE}) and the two auxiliary training objectives (Section 3.3 presents all multimodal classifiers used in our experiments). Thus, the joint objective can be defined as: $l_{C+M} = \lambda_1 l_{CE} + \lambda_2 l_{ITC} + \lambda_3 l_{ITM}$, where $\lambda_1, \lambda_2, \lambda_3$ are hyperparameters used to control the influence of each loss.

3 Experimental Setup

3.1 Datasets

We experiment with four standard Twitter classification datasets in English: (1) **TIR** – text-image relationship categorization (Vempala and Preotjuc-Pietro, 2019); (2) **MVSA** – multi-view sentiment analysis (Niu et al., 2016); (3) **MHP** – multimodal hate speech detection (Gomez et al., 2020; Botelho et al., 2021); and (4) **MSD** – multimodal sarcasm detection (Cai et al., 2019).

We use the same data splits for MVSA, MHP and MSD as in the original papers. For TIR, instead of a 10-fold cross-validation, we randomly split the data in 80%, 10%, and 10% for training, validation, and testing for consistency with the other tasks. Table 4 in the Appx. presents dataset statistics.

3.2 Single Modality Methods

Text-only We fine-tune two pre-trained models on each classification task: **BERT** (Devlin et al., 2019) and **Bernice** (DeLucia et al., 2022). Bernice is a BERT based model pre-trained on a large-scale corpus of multilingual tweets. Separately, we experiment with few-shot (FS) prompting using **Flan-T5** (Chung et al., 2022) and **GPT-3** (Brown et al., 2020). For each dataset, we construct a few-shot prompt to include two randomly selected training examples for each class.¹

Image-only We fine-tune two pre-trained models: (1) **ResNet152** (He et al., 2016) and (2) **ViT** (Dosovitskiy et al., 2020), both pre-trained on the ImageNet dataset (Russakovsky et al., 2015).

3.3 Multimodal Predictive Models

Ber-ViT We use Bernice and ViT to obtain representations of the text (L) and image (I). We combine L and I in two ways: **Ber-ViT-Conc** appends the text and image vectors from the corresponding L and I [CLS] tokens to obtain the multimodal representation vector h^{LI} ; **Ber-ViT-Att** computes the scaled dot attention with L as queries, and I as keys and values. h^{LI} is obtained by appending the [CLS] token from the text representation (L) and the [CLS] token from the attention layer. We fine-tune each model on each task by adding a classification layer.

MMBT MMBT is a model that jointly fine-tunes pre-trained text and image encoders (Kielbaso et al., 2019). Image embeddings obtained from

Resnet152 are concatenated with the word token embeddings and passed to a BERT-like transformer. The [CLS] token is used as the multimodal representation (h^{LI}) for classification.

LXMERT LXMERT (Tan and Bansal, 2019) consists of three encoders and their corresponding outputs for vision $I \in R^{m_I \times d_k}$, language $L \in R^{m_L \times d_k}$ (where m_L is the sequence length and d_k the hidden size), and a multimodal vector $h^{LI} \in R^{d_k}$. We max pool the visual and text outputs to obtain the image and text vectors.

ViLT We fine-tune ViLT (Dosovitskiy et al., 2020) and extract the image and text vectors from the last hidden state of ViLT. The multimodal embedding h^{LI} corresponds to the first token from the last hidden state.

ITC and ITM Inputs The ITC auxiliary task inputs are the corresponding text and image vectors for each model. The ITM auxiliary task input is the respective multimodal representation h^{LI} .

3.4 Evaluation

Results are obtained over three runs using different random seeds reporting average and standard deviation.² We use weighted F1 for model evaluation following the standard practice on the TIR and MHP datasets to manage class imbalance.³

4 Results

4.1 Performance Comparison

Table 1 presents the results for all classification models across datasets. Overall, we observe consistent performance improvements across all models when incorporating either the ITC, ITM or both auxiliary losses during fine-tuning. Across MVSA, MHP and MSD datasets, the Ber-ViT-Att_{C+M} model consistently achieves the best performance with F1 scores of 74.6, 78.0, and 89.7 respectively. Generally, we observe that both ITC and ITM objectives contribute to the performance improvements of Ber-ViT-Att. For instance, Ber-ViT-Att_{ITC} and Ber-ViT-Att_{ITM} models average improvements are 0.8 and 1.2 respectively, while Ber-ViT-Att_{C+M} average improvement is 1.4. These findings indicate that *dual-stream* approaches are effective in leveraging information from image-text auxiliary tasks. This aligns with prior research by

¹Appx. B includes the prompt templates.

²Table 6 in the Appx. includes the standard deviation.

³Implementation details are included in Appx. A.

Model	TIR	MVSA	MHP	MSD	▲
Majority Class	16.0	59.8	53.4	45.2	-
Text-only					
BERT	37.2	70.1	73.3	83.9	-
Bernice	38.9	71.6	73.6	84.5	-
Flan-T5 (FS prompt)	3.8	58.9	46.5	59.6	-
GPT-3 (FS prompt)	16.3	55.9	58.2	69.6	-
Image-only					
ResNet152	48.2	63.8	51.8	46.9	-
ViT	51.4	68.2	57.2	71.5	-
Multimodal Predictive Models					
Ber-ViT-Conc	43.6	70.4	76.6	88.8	-
Ber-ViT-Conc _{ITC}	44.9 _{1.3}	72.0 [†] _{1.6}	77.3 _{0.7}	89.7 [†] _{0.9}	1.1
Ber-ViT-Conc _{ITM}	44.1 _{0.5}	73.6 [†] _{3.2}	77.8 _{1.2}	89.2 [†] _{0.4}	1.3
Ber-ViT-Conc _{C+M}	45.8 _{2.2}	73.4 [†] _{3.0}	77.7 [†] _{1.1}	89.7 [†] _{0.9}	1.8
Ber-ViT-Att	53.7	72.1	76.8	88.8	-
Ber-ViT-Att _{ITC}	54.8 _{1.1}	72.8 _{0.7}	77.5 _{0.7}	89.5 [†] _{0.7}	0.8
Ber-ViT-Att _{ITM}	55.9 _{2.2}	73.5 [†] _{1.4}	77.4 _{0.6}	89.4 _{0.6}	1.2
Ber-ViT-Att _{C+M}	54.6 _{0.9}	74.6 [†] _{2.5}	78.0 [†] _{1.2}	89.7 [†] _{0.9}	1.4
MMBT	53.2	72.4	74.5	83.2	-
MMBT _{ITC}	53.7 _{0.5}	73.2 _{0.8}	75.7 _{1.2}	84.4 [†] _{1.2}	0.9
MMBT _{ITM}	53.7 _{0.5}	73.4 _{1.0}	75.4 _{0.9}	84.3 [†] _{1.1}	0.9
MMBT _{C+M}	53.6 _{0.4}	73.5 [†] _{1.1}	75.7 _{1.2}	83.4 _{0.2}	0.7
LXMERT	51.3	68.2	70.7	81.9	-
LXMERT _{ITC}	51.9 _{0.6}	70.4 [†] _{2.2}	72.1 [†] _{1.4}	82.7 _{0.8}	1.3
LXMERT _{ITM}	51.8 _{0.5}	69.5 _{1.3}	71.8 _{1.1}	82.3 _{0.4}	0.8
LXMERT _{C+M}	52.3 _{1.0}	69.3 _{1.1}	71.9 _{1.2}	82.1 _{0.2}	0.9
ViLT	53.1	70.5	71.8	83.0	-
ViLT _{ITC}	55.7 [†] _{2.6}	72.9 _{2.4}	72.5 [†] _{0.7}	83.4 _{0.4}	1.5
ViLT _{ITM}	55.7 [†] _{2.6}	72.1 _{1.6}	72.0 _{0.2}	83.5 _{0.5}	1.2
ViLT _{C+M}	55.3 _{2.2}	72.9 _{2.4}	73.4 _{1.6}	83.2 _{0.2}	1.6

Table 1: Weighted F1 across datasets. Best results within each multimodal model are underlined and in bold for each dataset. † indicates statistically significant improvement (t-test, $p < 0.05$) over the corresponding base model. Subscripts denote the relative increment over each base model. ▲ refers to the average relative improvement over each base model across datasets.

Kiela et al. (2019) which finds that unimodally pre-trained models can adapt to new multimodal tasks with less labeled data compared to *single-stream* pre-trained models (e.g., ViLT). The performance gap between *dual-stream* and *single-stream* approaches is narrower on the TIR dataset, where ViLT_{ITM} achieves 55.7 F1 score and Ber-ViT-Att_{ITM} obtains 55.9. We believe this is likely due to the importance of visual information for this task (i.e., predicting the semiotic relationship between images and text), which is better aligned with ViLT as a visual-based model. This observation is reinforced by the fact that TIR is the only dataset where image-only models outperform text-only models, with ViT achieving 51.4 F1 score, while Bernice achieves only 38.9.

4.2 Analysis

We analyze the predictions of Ber-ViT-Att in TIR to provide insights on when each auxiliary task




Table 2: Accuracy per label using Ber-ViT-Att (ATT) on the TIR dataset. Table 3 in Appx. shows a random example for each label.

is more useful (Table 2). We find that when the text is represented on the image, Ber-ViT-Att_{C+M} obtains the best performance, especially when the visual content does not contribute to the meaning of the post. We observe that 80.2% of the tweets are correctly classified representing a substantial improvement over the baseline model, Ber-ViT-Att, where only 59.3% of the tweets are correctly classified. When text is not represented on the image, we find that Ber-ViT-Att_{ITC} performs best when the visual content is relevant with 59.3% of the tweets correctly classified compared to 49.2% with Ber-ViT-Att. Finally, in cases where the image does not enhance the semantic meaning, Ber-ViT-Att_{ITM} exhibits the highest performance, correctly classifying 65% of the tweets. These insights are particularly valuable in social media analysis, where understanding the interplay between textual content and accompanying images is crucial (Hessel and Lee, 2020; Sánchez Villegas et al., 2021; Xu et al., 2022).

5 Conclusion

We proposed two auxiliary losses to be used when fine-tuning multimodal models for social media classification. Image-Text Contrastive (ITC) encourages the model to capture the underlying dependencies in image-text posts while Image-Text Matching (ITM) ensures image-text alignment. Our results show consistent improvement in predictive performance upon the inclusion of these objectives. Our approach can easily be applied to any existing architectures.

Limitations

In this section, we list the limitations of our work. First, the datasets used in our experiments are solely in English. This choice allows for consistency and comparability across the datasets, but it does not test the generalizability of our findings to other languages. In future work, we plan to extend our research to a multilingual setting to address this limitation. Secondly, three of the datasets employed in our experiments are relatively small, containing fewer than 5,000 examples each. This relatively small scale is typical for social media datasets as data for specific tasks can be difficult to collect (e.g. data must follow specific criteria and may require domain experts to assign labels). We include a larger dataset, MSD, which comprises 24,635 examples, allowing for comparison and evaluation on a larger data scale. The effectiveness of the models incorporating auxiliary tasks depends on the underlying base model, although our approach can easily be adapted to new models. Finally, the inclusion of auxiliary tasks in our models introduces an increase in training time. For instance, the training time for Ber-ViT-Att on the TIR dataset is approximately 1.5 hours on an Nvidia A100 GPU. However, when incorporating the auxiliary tasks (Ber-ViT-Att_{C+M}), the training time extends to around 2.5 hours, a 66% relative increase in training time.

References

- Peter Anderson, Xiaodong He, Chris Buehler, Damien Teney, Mark Johnson, Stephen Gould, and Lei Zhang. 2018. Bottom-up and top-down attention for image captioning and visual question answering. In *Proceedings of the IEEE conference on computer vision and pattern recognition*, pages 6077–6086.
- Steven Bird and Edward Loper. 2004. *NLTK: The natural language toolkit*. In *Proceedings of the ACL Interactive Poster and Demonstration Sessions*, pages 214–217, Barcelona, Spain. Association for Computational Linguistics.
- Austin Botelho, Scott Hale, and Bertie Vidgen. 2021. Deciphering implicit hate: Evaluating automated detection algorithms for multimodal hate. In *Findings of the Association for Computational Linguistics: ACL-IJCNLP 2021*, pages 1896–1907, Online. Association for Computational Linguistics.
- Tom Brown, Benjamin Mann, Nick Ryder, Melanie Subbiah, Jared D Kaplan, Prafulla Dhariwal, Arvind Neelakantan, Pranav Shyam, Girish Sastry, Amanda Askell, et al. 2020. Language models are few-shot learners. *Advances in neural information processing systems*, 33:1877–1901.
- Yitao Cai, Huiyu Cai, and Xiaojun Wan. 2019. *Multi-modal sarcasm detection in Twitter with hierarchical fusion model*. In *Proceedings of the 57th Annual Meeting of the Association for Computational Linguistics*, pages 2506–2515, Florence, Italy. Association for Computational Linguistics.
- Rui Cao, Roy Ka-Wei Lee, Wen-Haw Chong, and Jing Jiang. 2022. *Prompting for multimodal hateful meme classification*. In *Proceedings of the 2022 Conference on Empirical Methods in Natural Language Processing*, pages 321–332, Abu Dhabi, United Arab Emirates. Association for Computational Linguistics.
- Xi Chen, Xiao Wang, Soravit Changpinyo, AJ Piergiovanni, Piotr Padlewski, Daniel Salz, Sebastian Goodman, Adam Grycner, Basil Mustafa, Lucas Beyer, et al. 2022a. Pali: A jointly-scaled multilingual language-image model. *arXiv preprint arXiv:2209.06794*.
- Yen-Chun Chen, Linjie Li, Licheng Yu, Ahmed El Kholy, Faisal Ahmed, Zhe Gan, Yu Cheng, and Jingjing Liu. Uniter: Learning universal image-text representations.
- Zhongzhi Chen, Guang Liu, Bo-Wen Zhang, Fulong Ye, Qinghong Yang, and Ledell Wu. 2022b. Altclip: Altering the language encoder in clip for extended language capabilities. *arXiv preprint arXiv:2211.06679*.
- Hyung Won Chung, Le Hou, Shayne Longpre, Barret Zoph, Yi Tay, William Fedus, Eric Li, Xuezhi Wang, Mostafa Dehghani, Siddhartha Brahma, et al. 2022. Scaling instruction-finetuned language models. *arXiv preprint arXiv:2210.11416*.
- Alexandra DeLucia, Shijie Wu, Aaron Mueller, Carlos Aguirre, Philip Resnik, and Mark Dredze. 2022. *Ber-nice: A multilingual pre-trained encoder for Twitter*. In *Proceedings of the 2022 Conference on Empirical Methods in Natural Language Processing*, pages 6191–6205, Abu Dhabi, United Arab Emirates. Association for Computational Linguistics.
- Jacob Devlin, Ming-Wei Chang, Kenton Lee, and Kristina Toutanova. 2019. *BERT: Pre-training of deep bidirectional transformers for language understanding*. In *Proceedings of the 2019 Conference of the North American Chapter of the Association for Computational Linguistics: Human Language Technologies, Volume 1 (Long and Short Papers)*, pages 4171–4186, Minneapolis, Minnesota. Association for Computational Linguistics.
- Alexey Dosovitskiy, Lucas Beyer, Alexander Kolesnikov, Dirk Weissenborn, Xiaohua Zhai, Thomas Unterthiner, Mostafa Dehghani, Matthias Minderer, Georg Heigold, Sylvain Gelly, et al. 2020. An image is worth 16x16 words: Transformers for image recognition at scale. *arXiv preprint arXiv:2010.11929*.

- Raul Gomez, Jaume Gibert, Lluís Gomez, and Dimosthenis Karatzas. 2020. Exploring hate speech detection in multimodal publications. In *Proceedings of the IEEE/CVF winter conference on applications of computer vision*, pages 1470–1478.
- Kaiming He, Haoqi Fan, Yuxin Wu, Saining Xie, and Ross Girshick. 2020. Momentum contrast for unsupervised visual representation learning. In *Proceedings of the IEEE/CVF conference on computer vision and pattern recognition*, pages 9729–9738.
- Kaiming He, Xiangyu Zhang, Shaoqing Ren, and Jian Sun. 2016. Deep residual learning for image recognition. In *Proceedings of the IEEE conference on computer vision and pattern recognition*, pages 770–778.
- Jack Hessel and Lillian Lee. 2020. [Does my multimodal model learn cross-modal interactions? it’s harder to tell than you might think!](#) In *Proceedings of the 2020 Conference on Empirical Methods in Natural Language Processing (EMNLP)*, pages 861–877, Online. Association for Computational Linguistics.
- Eftekhari Hossain, Omar Sharif, and Mohammed Moshuiul Hoque. 2022. [MUTE: A multimodal dataset for detecting hateful memes](#). In *Proceedings of the 2nd Conference of the Asia-Pacific Chapter of the Association for Computational Linguistics and the 12th International Joint Conference on Natural Language Processing: Student Research Workshop*, pages 32–39, Online. Association for Computational Linguistics.
- Chao Jia, Yinfei Yang, Ye Xia, Yi-Ting Chen, Zarana Parekh, Hieu Pham, Quoc Le, Yun-Hsuan Sung, Zhen Li, and Tom Duerig. 2021. Scaling up visual and vision-language representation learning with noisy text supervision. In *International Conference on Machine Learning*, pages 4904–4916. PMLR.
- Xincheng Ju, Dong Zhang, Rong Xiao, Junhui Li, Shoushan Li, Min Zhang, and Guodong Zhou. 2021. [Joint multi-modal aspect-sentiment analysis with auxiliary cross-modal relation detection](#). In *Proceedings of the 2021 Conference on Empirical Methods in Natural Language Processing*, pages 4395–4405, Online and Punta Cana, Dominican Republic. Association for Computational Linguistics.
- Douwe Kiela, Suvrat Bhooshan, Hamed Firooz, Ethan Perez, and Davide Testuggine. 2019. Supervised multimodal bitransformers for classifying images and text. *arXiv preprint arXiv:1909.02950*.
- Wonjae Kim, Bokyoung Son, and Ildoo Kim. 2021. Vilt: Vision-and-language transformer without convolution or region supervision. In *International Conference on Machine Learning*, pages 5583–5594. PMLR.
- Gary King and Langche Zeng. 2001. Logistic regression in rare events data. *Political analysis*, 9(2):137–163.
- Diederik P Kingma and Jimmy Ba. 2014. Adam: A method for stochastic optimization. *arXiv preprint arXiv:1412.6980*.
- Julia Kruk, Jonah Lubin, Karan Sikka, Xiao Lin, Dan Jurafsky, and Ajay Divakaran. 2019. [Integrating text and image: Determining multimodal document intent in Instagram posts](#). In *Proceedings of the 2019 Conference on Empirical Methods in Natural Language Processing and the 9th International Joint Conference on Natural Language Processing (EMNLP-IJCNLP)*, pages 4622–4632, Hong Kong, China. Association for Computational Linguistics.
- Gen Li, Nan Duan, Yuejian Fang, Ming Gong, and Daxin Jiang. 2020. Unicoder-vl: A universal encoder for vision and language by cross-modal pre-training. In *Proceedings of the AAAI Conference on Artificial Intelligence*, volume 34, pages 11336–11344.
- Junnan Li, Ramprasaath Selvaraju, Akhilesh Gotmare, Shafiq Joty, Caiming Xiong, and Steven Chu Hong Hoi. 2021. Align before fuse: Vision and language representation learning with momentum distillation. *Advances in neural information processing systems*, 34:9694–9705.
- Liunian Harold Li, Mark Yatskar, Da Yin, Cho-Jui Hsieh, and Kai-Wei Chang. 2019. Visualbert: A simple and performant baseline for vision and language. *arXiv preprint arXiv:1908.03557*.
- Bin Liang, Chenwei Lou, Xiang Li, Min Yang, Lin Gui, Yulan He, Wenjie Pei, and Ruifeng Xu. 2022. [Multimodal sarcasm detection via cross-modal graph convolutional network](#). In *Proceedings of the 60th Annual Meeting of the Association for Computational Linguistics (Volume 1: Long Papers)*, pages 1767–1777, Dublin, Ireland. Association for Computational Linguistics.
- Jiasen Lu, Dhruv Batra, Devi Parikh, and Stefan Lee. 2019. Vilt: Pretraining task-agnostic visiolinguistic representations for vision-and-language tasks. *Advances in neural information processing systems*, 32.
- Seungwhan Moon, Leonardo Neves, and Vitor Carvalho. 2018. [Multimodal named entity recognition for short social media posts](#). In *Proceedings of the 2018 Conference of the North American Chapter of the Association for Computational Linguistics: Human Language Technologies, Volume 1 (Long Papers)*, pages 852–860, New Orleans, Louisiana. Association for Computational Linguistics.
- Dat Quoc Nguyen, Thanh Vu, and Anh Tuan Nguyen. 2020. [BERTweet: A pre-trained language model for English tweets](#). In *Proceedings of the 2020 Conference on Empirical Methods in Natural Language Processing: System Demonstrations*, pages 9–14, Online. Association for Computational Linguistics.
- Teng Niu, Shuai Zhu, Lei Pang, and Abdulmotaleb El Saddik. 2016. Sentiment analysis on multi-view social data. In *MultiMedia Modeling: 22nd International Conference, MMM 2016, Miami, FL, USA*,

- January 4-6, 2016, *Proceedings, Part II 22*, pages 15–27. Springer.
- Alec Radford, Jong Wook Kim, Chris Hallacy, Aditya Ramesh, Gabriel Goh, Sandhini Agarwal, Girish Sastry, Amanda Askell, Pamela Mishkin, Jack Clark, et al. 2021. Learning transferable visual models from natural language supervision. In *International conference on machine learning*, pages 8748–8763. PMLR.
- Shaoqing Ren, Kaiming He, Ross Girshick, and Jian Sun. 2016. Faster R-CNN: towards real-time object detection with region proposal networks. *IEEE transactions on pattern analysis and machine intelligence*, 39(6):1137–1149.
- Olga Russakovsky, Jia Deng, Hao Su, Jonathan Krause, Sanjeev Satheesh, Sean Ma, Zhiheng Huang, Andrej Karpathy, Aditya Khosla, Michael Bernstein, et al. 2015. Imagenet large scale visual recognition challenge. *International journal of computer vision*, 115:211–252.
- Danae Sánchez Villegas and Nikolaos Aletras. 2021. [Point-of-interest type prediction using text and images](#). In *Proceedings of the 2021 Conference on Empirical Methods in Natural Language Processing*, pages 7785–7797, Online and Punta Cana, Dominican Republic. Association for Computational Linguistics.
- Danae Sánchez Villegas, Saeid Mokaram, and Nikolaos Aletras. 2021. [Analyzing online political advertisements](#). In *Findings of the Association for Computational Linguistics: ACL-IJCNLP 2021*, pages 3669–3680, Online. Association for Computational Linguistics.
- Lin Sun, Jiquan Wang, Yindu Su, Fangsheng Weng, Yuxuan Sun, Zengwei Zheng, and Yuanyi Chen. 2020. [RIVA: A pre-trained tweet multimodal model based on text-image relation for multimodal NER](#). In *Proceedings of the 28th International Conference on Computational Linguistics*, pages 1852–1862, Barcelona, Spain (Online). International Committee on Computational Linguistics.
- Hao Tan and Mohit Bansal. 2019. [LXMERT: Learning cross-modality encoder representations from transformers](#). In *Proceedings of the 2019 Conference on Empirical Methods in Natural Language Processing and the 9th International Joint Conference on Natural Language Processing (EMNLP-IJCNLP)*, pages 5100–5111, Hong Kong, China. Association for Computational Linguistics.
- Ashish Vaswani, Noam Shazeer, Niki Parmar, Jakob Uszkoreit, Llion Jones, Aidan N Gomez, Łukasz Kaiser, and Illia Polosukhin. 2017. Attention is all you need. In *Advances in Neural Information Processing Systems*, pages 5998–6008.
- Alakananda Vempala and Daniel Preoțiuc-Pietro. 2019. [Categorizing and inferring the relationship between the text and image of Twitter posts](#). In *Proceedings of the 57th Annual Meeting of the Association for Computational Linguistics*, pages 2830–2840, Florence, Italy. Association for Computational Linguistics.
- Jianfeng Wang, Xiaowei Hu, Zhe Gan, Zhengyuan Yang, Xiyang Dai, Zicheng Liu, Yumao Lu, and Lijuan Wang. 2021. Ufo: A unified transformer for vision-language representation learning. *arXiv preprint arXiv:2111.10023*.
- Thomas Wolf, Lysandre Debut, Victor Sanh, Julien Chaumond, Clement Delangue, Anthony Moi, Pierric Cistac, Tim Rault, Rémi Louf, Morgan Funtowicz, et al. 2019. Huggingface’s transformers: State-of-the-art natural language processing. *arXiv preprint arXiv:1910.03771*.
- Chunpu Xu and Jing Li. 2022. [Borrowing human senses: Comment-aware self-training for social media multimodal classification](#). In *Proceedings of the 2022 Conference on Empirical Methods in Natural Language Processing*, pages 5644–5656, Abu Dhabi, United Arab Emirates. Association for Computational Linguistics.
- Chunpu Xu, Hanzhuo Tan, Jing Li, and Piji Li. 2022. [Understanding social media cross-modality discourse in linguistic space](#). In *Findings of the Association for Computational Linguistics: EMNLP 2022*, pages 2459–2471, Abu Dhabi, United Arab Emirates. Association for Computational Linguistics.
- Nan Xu, Zhixiong Zeng, and Wenji Mao. 2020. [Reasoning with multimodal sarcastic tweets via modeling cross-modality contrast and semantic association](#). In *Proceedings of the 58th Annual Meeting of the Association for Computational Linguistics*, pages 3777–3786, Online. Association for Computational Linguistics.
- Jiahui Yu, Zirui Wang, Vijay Vasudevan, Legg Yeung, Mojtaba Seyedhosseini, and Yonghui Wu. 2022. Coca: Contrastive captioners are image-text foundation models. *arXiv preprint arXiv:2205.01917*.





			
image adds to the meaning & text is represented in image	image adds to the meaning & text is not represented in image	image does not add to the meaning & text is represented in image	image does not add to the meaning & text is not represented in image

Table 3: Examples of image-text relations in social media posts from (Vempala and PreoŃiu-Pietro, 2019)

Dataset	Classification Task	Classes	Train	Val	Test	All
TIR (Vempala and PreoŃiu-Pietro, 2019)	Text-Image Relation	4	3,575	447	449	4,471
MVSA (Niu et al., 2016)	Sentiment Analysis	3	3,611	451	451	4,511
MHP (Gomez et al., 2020; Botelho et al., 2021)	Hate Speech Classification	4	3,998	500	502	5,000
MSD (Cai et al., 2019)	Sarcasm Detection	2	19,816	2,410	2,409	24,635

Table 4: Description and statistics of each dataset.

A Implementation details

A.1 Data Processing

Text For each tweet, we lowercase and tokenize text using the NLTK Twitter tokenizer (Bird and Loper, 2004). We also replace URLs and user @-mentions with placeholder tokens. Emojis are replaced with their corresponding text string, e.g thumbs_up following Nguyen et al. (2020).

Image Images are resized to (224×224) pixels representing a value for the red, green and blue color in $[0, 255]$. The pixel values are normalized to $[0 - 1]$. For LXMERT, we extract *object-level* features using Faster-RCNN (Ren et al., 2016) as in Anderson et al. (2018) and keep 36 objects for each image as in Tan and Bansal (2019).

A.2 Hyperparameters

We select the hyperparameters for all models using early stopping by monitoring the validation loss. We use the Adam optimizer (Kingma and Ba, 2014). We estimate the class weights using the ‘balanced’ heuristic (King and Zeng, 2001). All experiments are performed using an Nvidia A100 GPU with a batch size of 8 for TIR and MHP and 16 for MVSA and MSD datasets. For prompting implementation details see Appx. B.

A.3 Unimodal Models

Image-only For ResNet152 (He et al., 2016), we fine-tune for 1, 5, 8, and 6 epochs for TIR, MVSA, MHP and MSD datasets respectively, with learning rate $\eta = 1e^{-5}$ and dropout $\delta = 0.05$ before passing the image representation through the

classification layer. We fine-tune ViT (Dosovitskiy et al., 2020) for 3 epochs for TIR and MSD and 10 epochs for MVSA and MHP datasets with learning rate $\eta = 1e^{-5}$ and dropout $\delta = 0.05$. $\eta \in \{1e^{-3}, 1e^{-4}, 1e^{-5}\}$ and δ in $[0, 0.5]$, random search.

Text-only Transformers We fine-tune BERT and Bernice for 20 epochs and choose the epoch with the lowest validation loss. We use the pre-trained base-uncased model for BERT (Vaswani et al., 2017; Devlin et al., 2019) from the Hugging Face library (12-layer, 768-dimensional) (Wolf et al., 2019), and the base model for Bernice (DeLucia et al., 2022) with a maximal sequence length of 128. We fine-tune BERT for 3, 9, 5 and 2 epochs for TIR, MVSA, MHP and MSD with learning rate $\eta = 1e^{-5}$ and dropout $\delta = 0.05$; and Bernice for 3, 4, 7, and 3 epochs for TIR, MVSA, MHP and MSD datasets, $\eta = 1e^{-5}$ and $\delta = 0.05$. For all models $\eta \in \{2e^{-5}, 1e^{-4}, 1e^{-5}\}$ and $\delta \in [0, 0.5]$, random search.

A.4 Multimodal Predictive Models

We train MMBT (Kiela et al., 2019), ViLT (Kim et al., 2021), LXMERT (Tan and Bansal, 2019) and Bernice-ViT models with $\lambda_1, \lambda_2, \lambda_3$; λ_2 and $\lambda_3 \in [0, 1.5]$ (as explained in Section 2), and number of fine-tuning epochs (E) for each model as shown in Table 5. For ViLT models we keep the vision layers frozen and we use a learning rate of $\eta = 1e^{-4}$, dropout $\delta = 0.05$ and weight decay of 0.0002. For all other multimodal models we use a learning rate of $\eta = 1e^{-5}$, dropout $\delta = 0.05$ and weight decay of 0.00025.

B Few-shot Prompting

For each dataset, we construct a few-shot prompt to include two randomly selected training examples for each class as follows:

- TIR

Label the next text as 'image adds and text is represented', 'image adds and text is not represented', 'image does not add and text is represented', 'image does not add and text is not represented'. Text: <TWEET-TRAIN> // <LABEL-TRAIN> ×8

Label the next text as 'image adds and text is represented', 'image adds and text is not represented', 'image does not add and text is represented', 'image does not add and text is not represented'. Text: <TWEET> //

- MVSA

Label the next text as 'positive' or 'negative' or 'neutral'. Text: <TWEET-TRAIN> // <LABEL-TRAIN> ×6

Label the next text as 'positive' or 'negative' or 'neutral'. Text: <TWEET> //

- MHP

Label the next text as 'hateful', 'counterspeech', 'reclaimed' or 'none'. Text: <TWEET-TRAIN> // <LABEL-TRAIN> ×8

Label the next text as 'hateful', 'counterspeech', 'reclaimed' or 'none'. Text: <TWEET> //

- MSD

Label the next text as 'sarcastic' or 'not sarcastic'. Text: <TWEET-TRAIN> // <LABEL-TRAIN> ×4

Label the next text as 'sarcastic' or 'not sarcastic'. Text: <TWEET> //

<Label-TRAIN> corresponds to the true label of the <TWEET-TRAIN> training example, <TWEET> refers to a testing example. We remove punctuation and spaces and map the output of each model (FLAN-T5 or GPT-3) to the corresponding label.

B.1 Implementation Details

Flan-T5 We use one GPU T4 to obtain the inference results from Flan-T5 (Chung et al., 2022) model. We use the large version from the Hugging Face library (780M parameters) (Wolf et al., 2019).

GPT-3 For GPT-3 (Brown et al., 2020), we use the *text-davinci-003* model via the OpenAI⁴ Library (\$82.61 USD total).

⁴<https://platform.openai.com/docs/api-reference>

Dataset	TIR		MVSA		MHP		MSD	
	$\lambda_1, \lambda_2, \lambda_3$	E	$\lambda_1, \lambda_2, \lambda_3$	E	$\lambda_1, \lambda_2, \lambda_3$	E	$\lambda_1, \lambda_2, \lambda_3$	E
Ber-ViT-Conc	-	3	-	7	-	7	-	1
Ber-ViT-Conc _{ITC}	0.8, 0.1, 0	3	0.8, 0.1, 0	5	0.8, 0.1, 0	7	0.8, 0.1, 0	6
Ber-ViT-Conc _{ITM}	0.8, 0, 0.1	4	0.8, 0, 0.1	6	0.8, 0, 0.1	9	0.8, 0, 0.1	3
Ber-ViT-Conc _{C+M}	0.8, 0.1, 0.1	6	0.8, 0.1, 0.1	4	0.8, 0.1, 0.1	6	0.8, 0.1, 0.1	3
Ber-ViT-Att	-	2	-	8	-	7	-	1
Ber-ViT-Att _{ITC}	0.8, 0.1, 0	2	0.8, 0.1, 0	8	0.8, 0.1, 0	7	0.8, 0.1, 0	3
Ber-ViT-Att _{ITM}	0.82, 0.1, 0.08	3	0.8, 0, 0.1	6	0.8, 0.0.1	6	0.8, 0, 0.1	3
Ber-ViT-Att _{C+M}	0.8, 0.1, 0.1	4	0.8, 0.1, 0.1	15	0.8, 0.1, 0.1	13	0.8, 0.1, 0.1	5
MMBT	-	2	-	9	-	5	-	1
MMBT _{ITC}	0.8, 0.1, 0	4	0.8, 0.1, 0	5	0.8, 0.1, 0	9	0.8, 0.1, 0	3
MMBT _{ITM}	0.8, 0, 0.1	4	0.88, 0.1, 0.2	6	0.8, 0, 0.1	9	0.82, 0.1, 0.08	4
MMBT _{C+M}	0.84, 0.08, 0.08	3	0.85, 0.1, 0.05	11	0.8, 0.1, 0.1	10	0.85, 0.1, 0.05	3
LXMERT	-	2	-	5	-	5	-	2
LXMERT _{ITC}	0.8, 0.1, 0	2	0.8, 0.1, 0	8	0.8, 0.1, 0	5	0.8, 0.1, 0	2
LXMERT _{ITM}	0.85, 0.1, 0.05	1	0.8, 0, 0.1	6	0.8, 0, 0.1	12	0.85, 0.1, 0.05	2
LXMERT _{C+M}	0.9, 0.08, 0.02	2	0.83, 0.02, 0.15	7	0.8, 0.1, 0.1	11	0.85, 0.1, 0.05	2
ViLT	-	6	-	5	-	4	-	1
ViLT _{ITC}	0.8, 0.1, 0	6	0.8, 0.1, 0	11	0.8, 0.1, 0	4	0.8, 0.1, 0	1
ViLT _{ITM}	0.85, 0.1, 0.05	5	0.8, 0, 0.1	3	0.8, 0, 0.1	7	0.8, 0, 0.1	2
ViLT _{C+M}	0.8, 0.1, 0.1	2	0.8, 0.1, 0.1	13	0.8, 0.1, 0.1	9	0.8, 0.1, 0.1	2

Table 5: Hyperparameter values for $\lambda_1, \lambda_2, \lambda_3$ as explained in Section 2, and number of fine-tuning epochs (E) for each model.

Model	TIR	MVSA	MHP	MSD
Majority	16.0 (0.0)	59.8 (0.0)	53.4 (0.00)	45.2 (0.00)
Text-only				
BERT	37.2 (1.3)	70.1 (0.8)	73.3 (1.3)	83.9 (0.2)
Bernice	38.9 (1.1)	71.6 (0.6)	73.6 (0.6)	84.5 (0.8)
Flan-T5 (FS prompt)	3.8 (0.0)	58.9 (0.0)	46.5 (1.3)	59.6 (2.2)
GPT-3 (FS prompt)	16.3 (6.1)	55.9 (0.1)	58.2 (4.6)	69.6 (2.7)
Image-only				
ResNet152	48.2 (0.0)	63.8 (0.1)	51.8 (5.8)	46.9 (0.1)
ViT	51.4 (1.3)	68.2 (0.6)	57.2 (1.2)	71.5 (0.1)
Multimodal Models				
Ber-ViT-Conc	43.6 (1.2)	70.4 (0.0)	76.6 (0.6)	88.8 (0.0)
Ber-ViT-Conc _{ITC}	44.9 (0.7)	72.0 [†] (0.2)	77.3 (1.1)	89.7[†] (0.0)
Ber-ViT-Conc _{ITM}	44.1 (0.2)	73.6 [†] (0.9)	77.8 (0.6)	89.2 [†] (0.1)
Ber-ViT-Conc _{C+M}	<u>45.8</u> (0.8)	73.4 [†] (0.4)	77.7 [†] (0.6)	89.7[†] (0.2)
Ber-ViT-Att	53.7 (1.0)	72.1 (0.7)	76.8 (0.5)	88.8 (0.3)
Ber-ViT-Att _{ITC}	54.8 (0.8)	72.8 (0.2)	77.5 (0.6)	89.5 [†] (0.2)
Ber-ViT-Att _{ITM}	55.9[†] (0.8)	73.5 [†] (0.2)	77.4 (0.6)	89.4 (0.5)
Ber-ViT-Att _{C+M}	54.6 (0.7)	74.6[†] (0.3)	78.0[†] (0.1)	89.7[†] (0.3)
MMBT	53.2 (1.2)	72.4 (0.4)	74.5 (0.5)	83.2 (0.0)
MMBT _{ITC}	<u>53.7</u> (1.1)	73.2 (1.0)	75.7 (1.7)	<u>84.4[†]</u> (0.3)
MMBT _{ITM}	<u>53.7</u> (0.7)	73.4 (0.8)	75.4 (1.3)	84.3 [†] (0.3)
MMBT _{C+M}	53.6 (0.2)	73.5 [†] (0.0)	<u>75.7</u> (1.2)	83.4 (0.2)
LXMERT	51.3 (0.5)	68.2 (1.1)	70.7 (0.8)	81.9 (0.5)
LXMERT _{ITC}	51.9 (0.3)	<u>70.4[†]</u> (0.5)	<u>72.1[†]</u> (0.2)	<u>82.7</u> (0.1)
LXMERT _{ITM}	51.8 (0.4)	69.5 (0.2)	71.8 (0.8)	82.3 (0.5)
LXMERT _{C+M}	<u>52.3</u> (1.4)	69.3 (0.9)	71.9 (1.7)	82.1 (0.4)
ViLT	53.1 (1.1)	70.5 (1.3)	71.8 (0.0)	83.0 (0.8)
ViLT _{ITC}	<u>55.7[†]</u> (0.2)	<u>72.9</u> (1.0)	72.5 [†] (0.4)	83.4 (0.4)
ViLT _{ITM}	<u>55.7[†]</u> (0.3)	72.1 (2.3)	72.0 (0.5)	<u>83.5</u> (0.2)
ViLT _{C+M}	55.3 [†] (0.3)	<u>72.9</u> (1.3)	<u>73.4</u> (1.4)	83.2 (0.4)

Table 6: Weighted F1 across datasets. Best results within each multimodal model are underlined and in bold for each dataset. [†] indicates statistically significant improvement (t-test, $p < 0.05$) over the corresponding base model.