

MAGIC-TBR: Multiview Attention Fusion for Transformer-based Bodily Behavior Recognition in Group Settings

Surbhi Madan
Indian Institute of Technology Ropar
India

Rishabh Jain
Indian Institute of Technology Ropar
India

Gulshan Sharma
Indian Institute of Technology Ropar
India

Ramanathan Subramanian
University of Canberra
Australia

Abhinav Dhall
Indian Institute of Technology Ropar
India & Monash University
Australia

ABSTRACT

Bodily behavioral language is an important social cue, and its automated analysis helps in enhancing the understanding of artificial intelligence systems. Furthermore, behavioral language cues are essential for active engagement in social agent-based user interactions. Despite the progress made in computer vision for tasks like head and body pose estimation, there is still a need to explore the detection of finer behaviors such as gesturing, grooming, or fumbling. This paper proposes a multiview attention fusion method named MAGIC-TBR that combines features extracted from videos and their corresponding Discrete Cosine Transform coefficients via a transformer-based approach. The experiments are conducted on the BBSI dataset and the results demonstrate the effectiveness of the proposed feature fusion with multiview attention. The code is available at: <https://github.com/surbhimadan92/MAGIC-TBR>

CCS CONCEPTS

• **Computing methodologies** → **Machine learning**; • **Human-centered computing** → **Empirical studies in HCI**.

KEYWORDS

Bodily Behavior, Multiview Attention, DCT, Transformer

ACM Reference Format:

Surbhi Madan, Rishabh Jain, Gulshan Sharma, Ramanathan Subramanian, and Abhinav Dhall. 2023. MAGIC-TBR: Multiview Attention Fusion for Transformer-based Bodily Behavior Recognition in Group Settings. In *Proceedings of the 31st ACM International Conference on Multimedia (MM '23)*, October 29–November 3, 2023, Ottawa, ON, Canada. ACM, New York, NY, USA, 5 pages. <https://doi.org/10.1145/3581783.3612858>

1 INTRODUCTION AND BACKGROUND

Recognizing human behavior allows for intuitive and natural interactions with the technology. By understanding behavioral cues, computer systems can respond more appropriately, which improves

the user experience and makes human-computer interaction more engaging [10]. These behavior cues may include a wide range of observable actions such as body language, speech patterns, and microexpressions. Collectively, these behavior cues contribute to our understanding of human interaction, allowing us to respond effectively in various social contexts.

Body language is a powerful social cue which greatly influence how others perceive and interpret our communication [7, 11, 19, 21]. It contains non-verbal signals such as facial expressions, gestures, and body posture. These cues provide important information about our emotions [5] and convey information which words alone cannot express [20]. The automatic analysis of body language is widely studied in the context of human-computer interaction [6]. By understanding the dynamics of body language, one can interpret the underlying emotions, intentions, and attitudes of users. An example which illustrates the correlation of body language and verbal communication is when someone involuntarily smiles upon receiving a pleasant news. This serves as evidence of how body language aids in understanding emotions, in addition to verbal cues [18].

Although body language can offer valuable insights into user's emotions, there are some limitations when it comes to the interpretation part. Body language doesn't follow strict grammatical rules, and it needs to be subjectively interpreted as body movements don't always have a definite meaning [12]. Moreover, it is crucial to consider interpersonal differences, as the same body language may hold different meanings across different individuals. Contextual factors further complicate the interpretation of body language as the same individual may exhibit different body language in different social settings.

This paper we focus on recognizing bodily behavior through videos during a constrained social interaction scenario. Our objective is to understand an individual's body behavior in a group interaction setting when 3-4 individuals discuss a controversial topics. To this end, we propose a Multiview Attention Fusion for Transformer-based Bodily Behavior Recognition (MAGIC-TBR), a simple yet effective approach which captures discriminative and complementary feature representation from either view. The primary contribution of our work lies in integrating Swin Transformer-based RGB and DCT features which effectively combines the spatial and motion information for multi-view fusion. This integration leads to the creation of robust video-level features. We demonstrate through extensive experiments on the benchmark dataset [1] that

Permission to make digital or hard copies of all or part of this work for personal or classroom use is granted without fee provided that copies are not made or distributed for profit or commercial advantage and that copies bear this notice and the full citation on the first page. Copyrights for components of this work owned by others than the author(s) must be honored. Abstracting with credit is permitted. To copy otherwise, or republish, to post on servers or to redistribute to lists, requires prior specific permission and/or a fee. Request permissions from permissions@acm.org.

MM '23, October 29–November 3, 2023, Ottawa, ON, Canada

© 2023 Copyright held by the owner/author(s). Publication rights licensed to ACM.

ACM ISBN 979-8-4007-0108-5/23/10...\$15.00

<https://doi.org/10.1145/3581783.3612858>

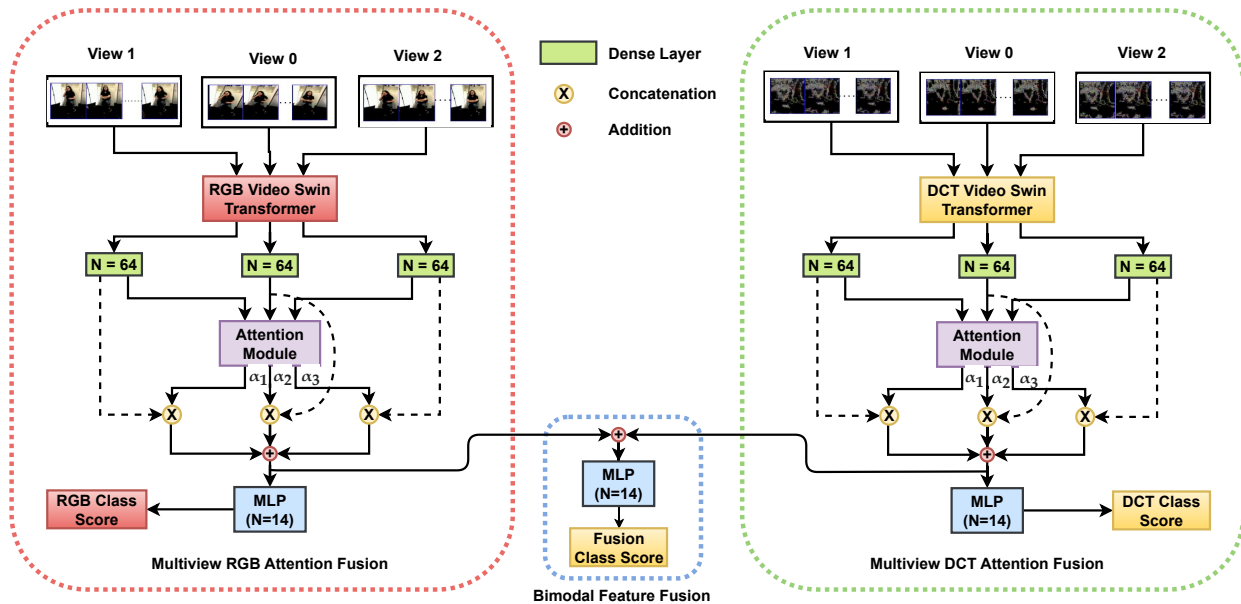


Figure 1: Overall architecture of MAGIC-TBR. The method is based on bimodal fusion of RGB and DCT features.

our MAGIC-TBR approach improves bodily behavior recognition performance compared to the baseline method [13].

2 METHOD

2.1 Problem Formulation

Given a 64-frame video snippet (V) of a person p_i interacting with a group of people P ($p_i \in P$), where the video captures the person’s seated body and face without audio. The objective is to predict the likelihood of 14 behavior classes present in the video using multilabel classification. Additionally, two side-view videos from both the left and right-hand perspectives are available.

2.2 Dataset

The BBSI dataset [1] provides annotations on the MPIIGroupInteraction dataset [14], comprising 22 group discussions, each participant engaging in 20-minute discussions on controversial topics. The BBSI dataset annotates 15 bodily behavior classes including *gesture*, *fumble*, *hand-face*, *hand-mouth*, and *legs-crossed*. It contains 2.87 million annotated frames, capturing 26 hours of human behavior during continuous group interactions. Interested readers may refer to [1, 14] for more information on the dataset. In order to ensure consistency in the dataset, we resize the original videos to 224×224 . Additionally, we exclude videos which have fewer than 64 frames, as they may not provide sufficient information for analysis. Furthermore, we remove videos which contain occlusions and missing information in either of the multiview perspectives.

2.3 Features Extraction

We apply the following feature extraction methods:

2.3.1 Discrete Cosine Transform (DCT). DCT represents the image content in frequency domain as a sum of cosine functions of

different frequencies and amplitudes [4]. High-frequency DCT coefficients capture the transition in pixel intensities across small spatial regions including edges and textures. Frequency domain representations allows to capture specific image features and properties that is not directly observable in pixel values. We apply DCT to every RGB frames and recombine these transformed frames to generate a DCT video. Figure 2 displays examples of RGB and their corresponding DCT frames.

2.3.2 Video Swin Transformer. Swin transformer [8] contains a hierarchical structure with shifted windows to capture visual information efficiently. This Transformer incorporates a spatial-temporal attention mechanism, enabling it to learn complex visual features dynamically. We fine-tune the pre-trained video swin transformer’s weights on both RGB & DCT using 32-frame videos from the BBSI dataset. For implementation, we have used the MMAction2 toolbox [3], and the fine-tuned swin RGB and swin DCT networks serve as feature extractors, producing 1024-dimensional feature vectors.

2.3.3 LaViLa Vision Features. Video-language networks provide contextual information, which can draw attention to specific events in the input videos. Motivated by this, we have applied the LaViLa [23] which learns video-language representations via a large language model and generates textual descriptions of the video clips. We apply the basic LaViLa network to extract video features. This network randomly sample four frames per video clip and encode their features into a (256×768) dimensional vector.

2.4 Classification Methods

We apply following classification methods to calculate the likelihood of 14 behavior classes.

2.4.1 Multiview Attention Fusion Method. We apply attention-based multiview fusion, as described in [9, 17], to assign importance to the




Figure 2: Top: RGB frames from input videos and Bottom: corresponding DCT frames. DCT helps in finding the areas likely to contain edges or boundaries.

three views of each person. We construct two separate networks, namely *Multiview RGB Attention Fusion* (Figure 1: left) and *Multiview DCT Attention Fusion* (Figure 1: right), respectively. These networks have similar configurations and generates class scores for RGB and DCT videos.

The multiview attention model takes swin-transformer-generated view-specific features as input. These inputs are processed through respective dense layers with 64 neurons, resulting in fixed-length feature vectors. These view descriptors are then concatenated and passed through a fully connected layer, followed by a softmax layer with three neurons for calculating attention scores (Attention Module). Generated attention scores are utilized to determine the relative importance of each view. We also apply layer normalization to generated feature vectors. To fuse the normalized features, an additive layer is employed to sum the weighted view features and process them through a dense layer for multilabel classification using a sigmoidal activation function..

3.2.2 Bimodal Feature Fusion: The Bimodal Feature Fusion approach aims to combine the feature vectors generated by the RGB Multiview Attention Fusion (Figure 1: left) and the DCT Multiview Attention Fusion (Figure 1: right). To achieve this, we apply a single addition layer followed by a dense layer with fourteen neurons (each corresponding to a specific class) and a sigmoid activation function for the multilabel classification. The overall network is depicted in Figure 1.

3.2.3 Transformer on LaViLa. We apply a transformer network inspired from [16] on the video features extracted from the LaViLa framework. As we are dealing with a multi-label classification problem, we apply only the encoder head comprising multi-head self-attention, a feed-forward network, and a classification head.

3.2.4 Trimodal Feature Fusion: The Trimodal Feature Fusion is an extension of the bimodal feature fusion approach which includes 768-dimensional LaViLa transformer generated features as a third modality.

Table 1: Comparison of overall mean average precision (MAP) scores on the validation and test sets for different methods.

Methods	Validation MAP	Test MAP
Baseline	0.41	0.56
Transformer on Lavila	0.25	-
Multiview DCT	0.35	-
Multiview RGB	0.45	-
Trimodal Fusion: RGB + DCT + Transformer	0.47	-
Bimodal Fusion: RGB + DCT	0.49	0.57

3 RESULTS AND DISCUSSION

In this section, we present the outcomes of our experiments and compare with the baseline method [13]. Given the presence of imbalanced class samples in this 14-class multi-label classification problem, we apply mean average precision as the evaluation metric.

3.1 Experimental Details

We perform our experiments on a Nvidia A100 GPU, equipped with 40 GB GPU memory. When training the transformer on LaViLa features, we apply binary crossentropy loss and train the network with the Adam optimizer at a learning rate of 0.001. We observe that for Multiview attention fusion, Bimodal, and Trimodal fusion methods, stochastic gradient descent at learning rate of 0.01 yields the best results in reducing the binary crossentropy loss. We set the number of epochs to 300 and apply early stopping with a parameter set at 10.

3.2 Overall Results

We present overall classification results on the validation and test sets in Table 1. Our proposed methods exhibit better performance than the baseline approach on the validation set, with the exception of the Transformer on Lavila and Multiview DCT. Multi-view RGB and Trimodal fusion outperforms the baseline MAP score by 0.04 and 0.06 points respectively. The bimodal fusion technique, which involves the early fusion of multiview RGB and DCT generated feature vectors, surpasses all other methods in terms of MAP score. It achieves a validation MAP of 0.49 and a test MAP of 0.57.

3.3 Classwise Results

We present classwise classification results on the validation sets in Table 2. We observe that our classification methods perform better in terms of overall MAP score, but while we carefully analyse classwise MAP scores we observe *legs-crossed* and *fold-arm* are better classified via the baseline method.

3.3.1 The Multiview DCT. We observe Multiview DCT method surpasses the baseline performance in five specific classes: *fumble*, *scratching*, *stretching*, *leg movements*, and even *settle*. Except for *leg movement* and *settle*, all classes involve hand movements. A previous study [22] indicate that hand trajectory signals result in the increase in the high-frequency components. We observe, for *fumble*, *leg movement*, and *stretching* class this method outperforms all other methods due to the predominance of high-frequency components.

3.3.2 The Multiview RGB. We observe that Multiview RGB method outperforms the baseline, with the exception of the *fold-arms* and

Table 2: Comparison of classwise mean average precision (MAP) scores on the validation set for different methods. AC: Adjusting clothing, LM: Leg Movements, Transformer: Transformer Trained on LaVila Features, Trimodal Fusion: Lavila+RGB+DCT while Bimodal: RGB+DCT.

Methods	Hand Face	Hand Mouth	Gesture	Fumble	Scratch	Stretching	Smearing Hands	Shrug	AC	Groom	Fold Arms	LM	Settle	Legs Crossed
Baseline [13]	0.511	0.431	0.82	0.377	0.122	0.004	0.07	0.044	0.239	0.582	0.958	0.295	0.335	0.949
Transformer	0.562	0.482	0.526	0.279	0.062	0.003	0.017	0.013	0.046	0.429	0.156	0.042	0.046	0.806
Multiview DCT	0.437	0.264	0.719	0.508	0.132	0.009	0.044	0.031	0.134	0.404	0.558	0.405	0.374	0.854
Multiview RGB	0.717	0.51	0.835	0.469	0.152	0.004	0.097	0.09	0.35	0.618	0.934	0.263	0.407	0.913
Trimodal Fusion	0.711	0.534	0.86	0.491	0.298	0.004	0.136	0.048	0.174	0.636	0.914	0.351	0.392	0.902
Bimodal Fusion	0.788	0.551	0.871	0.497	0.221	0.006	0.129	0.097	0.344	0.691	0.927	0.398	0.408	0.904

legs-crossed class. This improvement can be attributed to the robust representation obtained by incorporating information from all the views. In many cases, the RGB frontal view may have limited visibility, particularly around legs. However, side views provide more lighting and a left or right profile, allowing the model to capture additional information.

3.3.3 Transformers on LaViLa. We observe Transformer trained on LaViLa features works better for *hand-on-face* and *hand-on-mouth* classes in comparison with baseline method. These classes involve static postures and distinct facial characteristics. LaViLa vision features, derived from the TimeSformer [2] Transformer, effectively capture the temporal dependencies and interactions between frames over time. In contrast, other classes exhibit relatively lower recognition accuracy. The reason behind this could be that the Lavila model we applied extracts features from only a random selection of 4 frames, which could potentially lead to a loss of motion information.

3.3.4 Bimodal & Trimodal Fusion. We observe bimodal fusion integrating robust representations from multiview DCT and RGB, exhibits outstanding performance among other methods. Additionally, the trimodal fusion approach (RGB+DCT+LaViLa) achieves comparable results to bimodal for most classes.

3.4 Initial Explainability

To achieve initial explanations, we analyze attention scores from RGB and DCT Multiview models in bimodal fusion (Figure 3). During our analysis of the dataset videos, we observe that view 2 has lower illumination compared to view 1, especially in subject position 4. Additionally, there is occlusion in the leg areas of View 1 for subject position 2 due to the close placement of sitting chairs. The attention scores highlight the frontal view as having the highest attention, offering focused and less occluded videos for both RGB and DCT. DCT prioritizes view 1, focusing on highly illuminated videos, as DCT is more efficient for illumination variation [15], resulting in more accurate high-frequency components, while RGB emphasizes view 2, avoiding occlusion. Overall, multiview attention fusion contributes to good classification performance. However, this explanation is limited to treating all classes collectively, with future work focusing on classwise explanations.

4 CONCLUSION

In this paper, we present MAGIC-TBR approach which recognizes 14 bodily behavioral classes from multiview input videos. We have

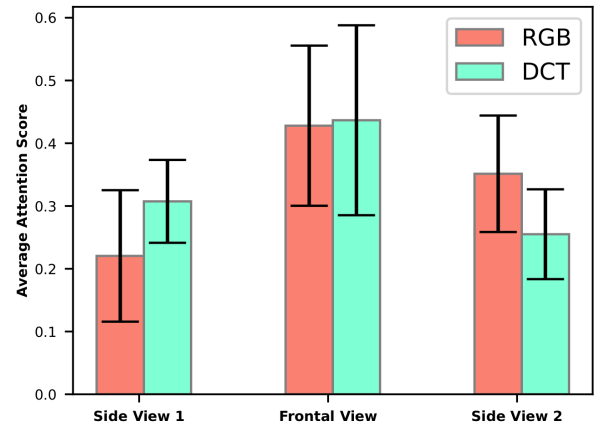


Figure 3: The average attention scores on the validation set.

incorporated these multiview (RGB and DCT) networks into bimodal and trimodal fusion settings and evaluated the transformer model's performance on LaViLa features. Our experimental results indicate that classes involving hand movements such as *fumble*, *stretching*, and *scratching* are better recognized by Multiview DCT due to the presence of high-frequency components. In contrast, classes involving distinct facial characteristics such as *hand-face* and *hand-mouth* are better recognizable by transformer on Lavila, which preserves interactions between frames. Bimodal Fusion is outperforming all other methods, including trimodal, possibly due to the need for a more robust representation of LaViLa features for fusion. While comparing bimodal fusion with baseline, we observe an increment of 0.08 and 0.01 in validation and test MAP, respectively. We have also attempted to provide initial explainability via generated attention scores.

For future work, we propose to focus on enhancing the prediction performance of classes with subtle movements and limited samples such as *smearing hands* and *scratching*. Furthermore, incorporating advanced LaViLa-based features and building a more robust fusion architecture can also be explored.

REFERENCES

- [1] Michal Balazia, Philipp Müller, Ákos Levente Tanczos, August von Liechtenstein, and Francois Bremond. 2022. Bodily behaviors in social interaction: Novel annotations and state-of-the-art evaluation. In *Proceedings of the 30th ACM International Conference on Multimedia*. 70–79.
- [2] Gedas Bertasius, Heng Wang, and Lorenzo Torresani. 2021. Is space-time attention all you need for video understanding?. In *ICML*, Vol. 2. 4.

- [3] Yuanjun Xiong D. L. Yue Zhao. 2019. “Mmaction. <https://github.com/openmmlab/mmaction.2>
- [4] Mohamed Hamid. 2016. *DCT-based image feature extraction and its application in image self-recovery and image watermarking*. Ph.D. Dissertation. Concordia University, Stanford, CA, USA. Advisor(s) Yao, Andrew C. AAT 8506171.
- [5] Jyoti Joshi, Roland Goecke, Gordon Parker, and Michael Breakspear. 2013. Can body expressions contribute to automatic depression analysis?. In *2013 10th IEEE International Conference and Workshops on Automatic Face and Gesture Recognition (FG)*. IEEE, 1–7.
- [6] Shengchang Lan, Linting Ye, and Kang Zhang. 2021. Attention-Augmented Electromagnetic Representation of Sign Language for Human-Computer Interaction in Deaf-and-Mute Community. In *2021 IEEE USNC-URSI Radio Science Meeting (Joint with AP-S Symposium)*. IEEE, 47–48.
- [7] Bruno Lepri, Ramanathan Subramanian, Kyriaki Kalimeri, Jacopo Staiano, Fabio Pianesi, and Nicu Sebe. 2010. Employing Social Gaze and Speaking Activity for Automatic Determination of the Extraversion Trait. In *Intl Conference on Multimodal Interfaces and the Workshop on Machine Learning for Multimodal Interaction*. <https://doi.org/10.1145/1891903.1891913>
- [8] Ze Liu, Jia Ning, Yue Cao, Yixuan Wei, Zheng Zhang, Stephen Lin, and Han Hu. 2022. Video swin transformer. In *Proceedings of the IEEE/CVF conference on computer vision and pattern recognition*. 3202–3211.
- [9] Surbhi Madan, Monika Gahalawat, Tanaya Guha, Roland Goecke, and Ramanathan Subramanian. 2023. Explainable Human-centered Traits from Head Motion and Facial Expression Dynamics. *arXiv preprint arXiv:2302.09817* (2023).
- [10] Surbhi Madan, Monika Gahalawat, Tanaya Guha, and Ramanathan Subramanian. 2021. Head matters: explainable human-centered trait prediction from head motion dynamics. In *Proceedings of the 2021 International Conference on Multimodal Interaction*. 435–443.
- [11] Fatik Baran Mandal. 2014. Nonverbal communication in humans. *Journal of human behavior in the social environment* 24, 4 (2014), 417–421.
- [12] Botirova Hakima Maxanov Javoxir. 2023. BODY LANGUAGE AND VOICE DEAVELOPING. *JOURNAL OF FOREIGN LANGUAGES AND LINGUISTICS* 6, 1 (2023).
- [13] Philipp Müller, Michal Balazia, Tobias Baur, Michael Dietz, Alexander Heimerl, Dominik Schiller, Mohammed Guermal, Dominike Thomas, François Brémond, Jan Alexandersson, Elisabeth André, and Andreas Bulling. 2023. MultiMediate '23: Engagement Estimation and Bodily Behaviour Recognition in Social Interactions. In *Proceedings of the 31st ACM International Conference on Multimedia*. <https://doi.org/10.1145/3581783.3613851>
- [14] Philipp Müller, Michael Xuelin Huang, and Andreas Bulling. 2018. Detecting low rapport during natural interactions in small groups from non-verbal behaviour. In *23rd International Conference on Intelligent User Interfaces*. 153–164.
- [15] Wan Azani Mustafa, Haniza Yazid, Wan Khairunizam, Mohd Aminuddin Jamlos, I Zunaidi, ZM Razlan, and AB Shahrman. 2019. Image enhancement based on discrete cosine transforms (DCT) and discrete wavelet transform (DWT): a review. In *IOP Conference Series: Materials Science and Engineering*, Vol. 557. IOP Publishing, 012027.
- [16] Gulshan Sharma, Abhinav Dhall, and Ramanathan Subramanian. 2022. A Transformer Based Approach for Activity Detection. In *Proceedings of the 30th ACM International Conference on Multimedia (Lisboa, Portugal) (MM '22)*. Association for Computing Machinery, New York, NY, USA, 7155–7159.
- [17] Rahul Sharma, Tanaya Guha, and Gaurav Sharma. 2018. Multichannel attention network for analyzing visual behavior in public speaking. In *2018 IEEE winter conference on applications of computer vision (wacv)*. IEEE, 476–484.
- [18] Lindsey W Smith and Roberto A Delgado. 2015. Body language: The interplay between positional behavior and gestural signaling in the genus Pan and its implications for language evolution. *American Journal of Physical Anthropology* 157, 4 (2015), 592–602.
- [19] Ramanathan Subramanian, Yan Yan, Jacopo Staiano, Oswald Lanz, and Nicu Sebe. 2013. On the Relationship between Head Pose, Social Attention and Personality Prediction for Unstructured and Dynamic Group Interactions. In *ACM on Int'l Conference on Multimodal Interaction*. 3–10. <https://doi.org/10.1145/2522848.2522862>
- [20] Gizem Öneri Uzun. 2020. A review of communication, body language and communication conflict. *Int J Psychosoc Rehabil* 24 (2020), 13.
- [21] Jagannadan Varadarajan, Ramanathan Subramanian, Samuel Rota Bulò, Narendra Ahuja, Oswald Lanz, and Elisa Ricci. 2018. Joint Estimation of Human Pose and Conversational Groups from Social Scenes. *Int'l Journal on Computer Vision* 126, 2-4 (2018), 410–429. <https://doi.org/10.1007/s11263-017-1026-6>
- [22] Yingen Xiong and Francis Quek. 2006. Hand motion gesture frequency properties and multimodal discourse analysis. *International Journal of Computer Vision* 69 (2006), 353–371.
- [23] Yue Zhao, Ishan Misra, Philipp Krähenbühl, and Rohit Girdhar. 2023. Learning Video Representations from Large Language Models. In *Proceedings of the IEEE/CVF Conference on Computer Vision and Pattern Recognition*. 6586–6597.