

A Possible Mechanism of the Pseudogap in Organic Superconductor Based on the Superconducting Fluctuation

Takanobu JUJO* and Kosaku YAMADA

Department of Physics, Kyoto University, Kyoto 606-8502

(Received March 19, 1999)

The explanation of the anomalous behavior in κ -type (BEDT-TTF)₂X which was revealed by the nuclear magnetic resonance experiments is presented. We calculate the electronic properties by using the one-loop approximation for the superconducting fluctuation. The decrease of the density of states due to the large damping effect is obtained and the one-particle spectrum has a pseudogap structure around the Fermi level. It is found that these behaviors are peculiar to the quasi two-dimensional system and are enhanced in the incoherent metal. The similarity between the cuprates and this compounds is discussed and an experiment to check this proposal is suggested.

KEYWORDS: organic superconductor, superconducting fluctuation, pseudogap, one-particle spectrum, quasi two-dimensional system, incoherent metal

Organic compounds are known to show various phases including superconductivity under controlled temperature and pressure.¹⁾ In these compounds κ -type (BEDT-TTF)₂X (abbreviated as κ -(ET)₂X hereafter, and X=Cu(NCS)₂, Cu[N(CN)₂]Br, Cu[N(CN)₂]Cl) has attracted much attention because it has the highest superconducting transition temperature. The characteristic properties of κ -(ET)₂X are that the two-dimensional tight-binding approximation well explains the Shubnikov-de Haas experiments²⁾ and the superconducting phase neighbors the antiferromagnetic phase under a controlled pressure.³⁾ About the properties of the superconductivity of κ -(ET)₂X, the nuclear magnetic resonance (NMR)⁴⁾ and the specific heat⁵⁾ experiments of κ -(ET)₂X suggest that the superconducting gap has line nodes. Above the superconducting transition temperature (T_c), κ -(ET)₂X shows the anomalous properties, which were revealed by the NMR experiments.⁶⁾ The striking character of the anomalous properties is that the uniform magnetic susceptibility and $1/T_1T$ (T_1 is the spin lattice relaxation rate and T is temperature) are not independent of temperature dependence but decrease with decreasing temperature below $T \simeq 50$ K. (This phenomenon may be called the spin gap or the pseudogap.)

Theoretically, the importance of the electron correlation in κ -(ET)₂X is suggested because its dimerized structure makes the system half-filled.⁷⁾ The mechanism of superconductivity of κ -(ET)₂X is investigated using several approaches like the fluctuation exchange approximation (FLEX),^{8,9)} the third-order perturbation theory (TOPT)¹⁰⁾ and the quantum Monte Carlo simulation.¹¹⁾ From these studies, it is found that this superconductivity is a spin fluctuation mediated one and the symmetry of the Cooper pair is d -wave in this compound. However, for the anomalous properties above T_c , there has been no theoretical proposal about the origin of these

behaviors until now, and the aim of this paper is to propose a possible mechanism of the (pseudo-)spin gap in κ -(ET)₂X.

κ -(ET)₂X has a strong anisotropy in the conductivity,¹²⁾ that is, it can be considered that this compound is a quasi two-dimensional system. From FLEX and TOPT, it is also known that T_c of κ -(ET)₂X is rather high when T_c is scaled with the bandwidth. Regarding the properties of κ -(ET)₂X stated above, it can be considered that the superconducting fluctuation plays an essential role in the appearance of the (pseudo-) spin gap.

There are many theories on the pseudogap in cuprates on the basis of the superconducting fluctuation, but these calculations are restricted to a two-dimensional (2D) case^{13,14)} and the effect of the dimensionality has not been considered yet.

In this Letter, we investigate the electronic properties for several values of the anisotropy parameter and for those of the attractive force by using the one-loop approximation for the superconducting fluctuation. From the nature of the one-loop calculation, our interest doesn't lie in the effect of the fluctuation on T_c , but in the electronic properties above T_c . (Therefore T_c is the mean field transition temperature in our discussion.) It is revealed that, owing to the superconducting, fluctuation the damping rate of quasiparticles increases and then the density of states (DOS) at the Fermi level decreases; this possibly explains the anomalous behavior. We also obtained the result that the one-particle spectrum has a pseudogap structure. This behavior is expected to be observed in the angle-resolved photoemission spectroscopy (ARPES) experiments. It is found that this pseudogap behavior is a characteristic property of a quasi 2D system such as κ -(ET)₂X. Furthermore, this behavior is enhanced in the incoherent metallic region where the spectrum is thermally broadened.

To observe the effect of the dimensionality, we consider

* E-mail: jujo@ton.scphys.kyoto-u.ac.jp

the following Hamiltonian,

$$\mathcal{H} = \sum_{\mathbf{k}, \sigma} \epsilon_{\mathbf{k}} c_{\mathbf{k}, \sigma}^{\dagger} c_{\mathbf{k}, \sigma} - \sum_{\mathbf{k}, \mathbf{k}', \mathbf{q}} g_{\mathbf{k}, \mathbf{k}'} c_{\mathbf{k}, \uparrow}^{\dagger} c_{\mathbf{q}-\mathbf{k}, \downarrow}^{\dagger} c_{\mathbf{q}-\mathbf{k}', \downarrow} c_{\mathbf{k}', \uparrow}. \quad (1)$$

Here $\epsilon_{\mathbf{k}}$ is the noninteracting energy dispersion,

$$\epsilon_{\mathbf{k}} = -2t(\cos k_x + \cos k_y) - 2t' \cos(k_x + k_y) - 2t_z \cos(2k_z) - \mu. \quad (2)$$

μ is the chemical potential, and we adopt the dimer model. Therefore μ is determined so as to fix the particle number per site to 1. We take t as the unit of energy, and fix the ratio t'/t to 0.70 as a realistic value. It should be noted that we include the inter-plane hopping term in the energy dispersion. The essential point to study the effect of the dimensionality, is not the form of this term but the ratio between t, t' (intra-plane hopping) and t_z (inter-plane hopping). We take the separable d -wave interaction as the attractive force, that is, $g_{\mathbf{k}, \mathbf{k}'} = g \phi_{\mathbf{k}} \phi_{\mathbf{k}'}$, ($\phi_{\mathbf{k}} = \cos(k_x) - \cos(k_y)$).

On the basis of this model, we take the superconducting fluctuation into account by the one-loop approximation, which is taking T-matrix up to the first order in calculating the self-energy. The self-energy is written as the following form;

$$\Sigma(k) = \frac{T}{N} \sum_q T_{\mathbf{k}, \mathbf{k}'}(q) G_0(q - k). \quad (3)$$

Here, N is the number of sites, G_0 is the bare Green's function and $T_{\mathbf{k}, \mathbf{k}'}(q)$ is the T-matrix;

$$T_{\mathbf{k}, \mathbf{k}'}(q) = -\phi_{\mathbf{k}} D(q) \phi_{\mathbf{k}'}, \quad (4)$$

where $D(q)$ is the boson propagator;

$$D(q) = \frac{1}{\frac{1}{g} - \frac{T}{N} \sum_{\mathbf{k}} \phi_{\mathbf{k}}^2 G_0(k) G_0(q - k)}. \quad (5)$$

Here, k is (\mathbf{k}, ϵ_n) (ϵ_n is the fermionic Matsubara frequency $\epsilon_n = (2n + 1)\pi T$, n is integer), and q is (\mathbf{q}, ω_m) (ω_m is the bosonic Matsubara frequency $\omega_m = 2m\pi T$, m is integer). The numerical calculations are performed with $32 \times 32 \times 32$ meshes in the first Brillouin zone, and with 512 Matsubara frequencies. This number of frequencies ensures reliable results down to $T = 0.003$.

Now, we show the results obtained by our calculation. First, we see the effect of the dimensionality by calculating the electronic properties for different values of t_z . The calculated self-energies for the inter-plane transfer $t_z = 0.10$ and 1.00 are shown in Fig. 1. The momentum of the self-energies is fixed to the Fermi momentum situated on the line connecting Γ point $(0, 0, 0)$ and M point $(\pi, 0, 0)$. At this point called A (see Fig. 5(a)), the attractive force takes the strongest value due to the $d_{x^2-y^2}$ -wave symmetry. For the isotropic case ($t_z = 1.00$), the behavior of the self-energy is the same as that of the conventional Fermi liquid. That is, $-\text{Im}\Sigma(\mathbf{k}, \omega)$ has a local minimum at $\omega = 0$ and the slope of $\text{Re}\Sigma(\mathbf{k}, \omega)$ around $\omega = 0$ is negative. These properties of the self-energy indicate the well-defined quasiparticle.¹⁵⁾ However, for the quasi 2D case ($t_z = 0.10$), the behavior of the self-energy is opposite to that of the isotropic case. The peak

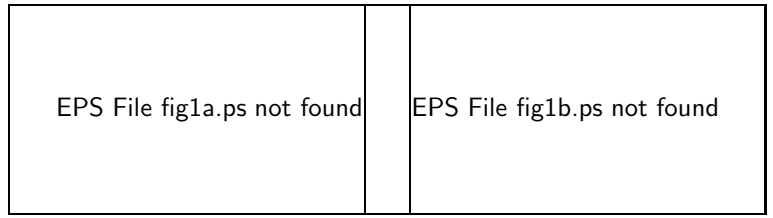


Fig. 1. The self-energy for $t_z = 0.10$ ($T_c = 0.337$) and $t_z = 1.00$ ($T_c = 0.195$). The values of g and temperatures are shown in the figure. (a) The real part of the self-energy (b) The imaginary part of the self-energy.

of $-\text{Im}\Sigma(\mathbf{k}, \omega)$ at $\omega = 0$ indicates that the quasiparticle is not well-defined, and the positive slope of $\text{Re}\Sigma(\mathbf{k}, \omega)$ around $\omega = 0$ indicates that the spectral weight of quasiparticles near the Fermi surface decreases. Therefore the DOS at the Fermi level is expected to be suppressed. The fact that there exist these anomalous behaviors of the self-energy behind the precursor of the superconductivity was first pointed out by Jankó, *et al.*¹⁴⁾ In addition to this fact, it is pointed out here that these anomalous properties are seen only in the quasi 2D system.

To observe the relationship between the self-energy and the DOS, the temperature dependences of $\rho(0)$ (the DOS at the Fermi level) and $-\text{Im}\Sigma(\mathbf{k}_F, 0)$ are shown in Fig. 2. It can be seen that for the quasi 2D case

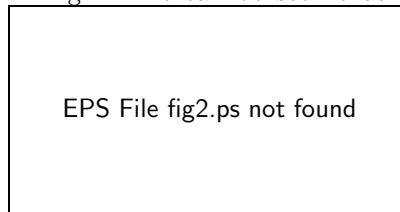


Fig. 2. The temperature dependences of the DOS at the Fermi level $\rho(0)$, and the absolute value of the imaginary part of the self-energy at the FS and the Fermi level $-\text{Im}\Sigma(\mathbf{k}_F, 0)$. Here \mathbf{k}_F is at the point A . “ise” in the figure means the imaginary part of the self-energy. T_c is the same as in Fig. 1.

($t_z = 0.10$) $\rho(0)$ begins to decrease far above T_c with the increase of the damping rate of quasiparticles near the Fermi level, $-\text{Im}\Sigma(\mathbf{k}_F, 0)$. On the other hand, for the isotropic case ($t_z = 1.00$) $\rho(0)$ increases down to T_c because the system acquires coherency as the temperature is decreased, which is supported by the decrease of the damping rate of quasiparticles, $-\text{Im}\Sigma(\mathbf{k}_F, 0)$. Although, as discussed below, two other factors are required for the quantitative comparison with experimental results, the decrease of $\rho(0)$ over a wide temperature range suggests that the precursor of the superconductivity can be a candidate mechanism which gives rise to the anomalous behavior in κ -(ET)₂X, because the quantities showing the anomalous behavior in the experiments are related to the DOS at the Fermi level.

The above discussion is described analytically by assuming that the boson propagator is written in the following form;

$$D(\mathbf{q}, \omega) \simeq \frac{1}{M - ia_i\omega + \xi^2 \mathbf{q}^2}. \quad (6)$$

Here, M is the mass term which describes how far the system is from the superconducting state and is written as $M = \frac{1}{g} - \sum_{\mathbf{k}} \phi_{\mathbf{k}}^2 \frac{\tanh \epsilon \mathbf{k}/2T}{2c_{\mathbf{k}}}$, $M = 0$ at $T = T_c$.

With the use of this form for the boson propagator, $-\text{Im}\Sigma(\mathbf{k}_F, 0)$ can be written in the following form;

$$-\text{Im}\Sigma(\mathbf{k}_F, 0) \simeq \frac{T\phi_{\mathbf{k}_F}^2}{16\pi v_F \xi^2} \log\left(1 + \frac{(\xi q_c)^2}{M}\right), \quad (7)$$

for a 3D system, and

$$-\text{Im}\Sigma(\mathbf{k}_F, 0) \simeq \frac{T\phi_{\mathbf{k}_F}^2}{2\pi v_F \xi \sqrt{M}} \tan^{-1}\left(\frac{\xi q_c}{\sqrt{M}}\right), \quad (8)$$

for a 2D system. Here, q_c is the cutoff momentum of the boson, and v_F is the velocity of the electron at the Fermi surface (FS).

From these equations, it can be seen that for a 2D system $-\text{Im}\Sigma(\mathbf{k}_F, 0)$ is large over a wide temperature region above T_c . The interpolating formula between 3D and 2D cases can be written following the discussion by Takahashi,¹⁶⁾

$$-\text{Im}\Sigma(\mathbf{k}_F, 0) \simeq \frac{T\phi_{\mathbf{k}_F}^2}{16\pi v_F \xi^2 \epsilon} \log\left(1 + \frac{(\epsilon \xi q_c)^2}{M}\right) + \frac{T\phi_{\mathbf{k}_F}^2}{2\pi v_F \xi \sqrt{M}} \left[\tan^{-1}\left(\frac{\xi q_c}{\sqrt{M}}\right) - \tan^{-1}\left(\frac{\epsilon \xi q_c}{\sqrt{M}}\right) \right]. \quad (9)$$

Here, $\epsilon \simeq t_z/t$ is the parameter which characterizes the degree of the anisotropy.

We also calculated the one-particle spectrum ($A(\mathbf{k}, \omega) = -\text{Im}G(\mathbf{k}, \omega)/\pi$), and it is found that for the small inter-plane transfer t_z the spectrum has a pseudogap structure around $\omega = 0$. The relationship between t_z and the temperature (T_{pg}) at which the pseudogap opens at point A, is shown in Fig. 3. T_{pg} is obtained in a manner such that the one-particle spectrum is calculated at intervals of 0.001 at a temperature which is less than one percent of T_c , and T_{pg} is the temperature at which it is found to be suppressed around $\omega = 0$. It is seen that for the small

EPS File fig3.ps not found

Fig. 3. The relationship between the anisotropy parameter (t_z) and the temperature (T_{pg}) at which the pseudogap opens in the one-particle spectrum at the point A. The value of g is shown in the figure. M is the mass-term defined above.

inter-plane transfer t_z the gap-like behavior can be seen at rather high temperatures above T_c .¹⁷⁾ Therefore, the pseudogap in the one-particle spectrum is expected to be

found in κ -(ET)₂X which is a quasi 2D system. On the other hand, for large t_z , T_c is low because of the large bandwidth. Therefore, we studied the spectrum for large g in the case of large t_z . However, we saw no gap-like behavior in this case either. Therefore we can conclude that the gap-like behavior is a characteristic property of the quasi 2D system.

So far, we have fixed the magnitude of the attractive force g . Next, we will see whether the pseudogap behavior can be observed for all values of g . The calculations are performed by determining the value of M for which the pseudogap opens for various values of g . Using this method, we can calculate the one-particle spectrum at the same point away from the superconducting state for various values of g . The results are shown in Fig. 4. It

EPS File fig4.ps not found

Fig. 4. The relationship between the attractive force (g) and the temperature (T_{pg}) at which the pseudogap opens in the one-particle spectrum at point A. The value of t_z is shown in the figure. M is the mass-term.

can be seen that the pseudogap behavior is enhanced for large g . This result is interesting because the self-energy is independent of g when the self-energy is written as a function of M and therefore it is expected that the gap-like behavior appears for the same value of M . However, our results show that this assumption is incorrect. The behavior in Fig. 4 is explained by the following argument. The self-energy is written from eq. (8),

$$-\text{Im}\Sigma(\mathbf{k}_F, 0) \propto \sqrt{T_F} \left(\frac{T}{T_F}\right)^2 \frac{1}{\sqrt{M}}. \quad (10)$$

Here T_F is the Fermi degeneracy temperature. For large g , T_c is high and therefore the enhancement factor $(T/T_F)^2$ is large. Therefore, in the case of high T_c , the damping effect is more enhanced even for rather large values of M than in the case of low T_c . In other words the thermally broadened spectrum is more sensitive to the superconducting fluctuation.

This situation is considered to be realized because the superconductivity of κ -(ET)₂X appears only near the Mott-insulating phase and it is likely that the T_F is very low owing to the strong electron correlation. From the above discussion, we propose that point A and its symmetry-related points of the Fermi surface must be destructed in this pseudogap region due to the strong fluctuation of the superconductivity. This will be checked by the ARPES experiments. The FS and the one-particle spectrum at point A are shown in Fig. 5. In Fig. 5(a), the FS of the single-band in our model is shown. The equivalence of this single band model and the two-band model (the hopping parameter t takes two kinds of values) is discussed in ref. 8. From Fig. 5(b), it can be seen that the one-particle spectrum has a pseudogap structure above T_c .

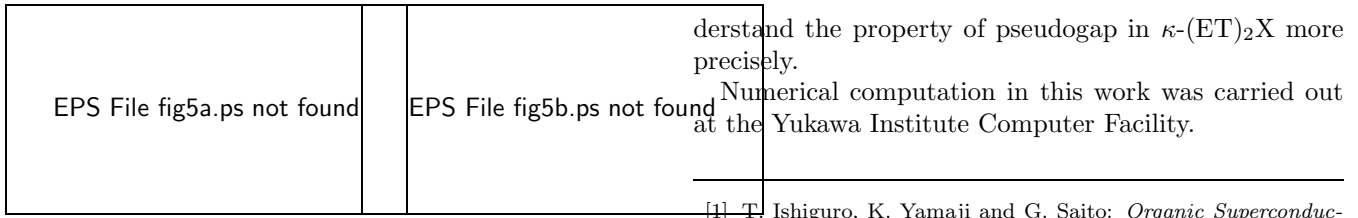


Fig. 5. (a) The Fermi surface for $t_z = 0.00$. The meaning of point A is the same as above. (b) The temperature dependence of the one-particle spectrum. The values of g and t_z are shown in the figure. In this case T_c is 0.339.

This behavior disappears at the points of the FS away from point A and its symmetry-related points because of the $d_{x^2-y^2}$ -wave symmetry of the attractive force.

Finally, we comment on the two factors which are not included in our discussion but which are required to be considered for an accurate quantitative description. One, is that we do not take into account the effect of the fluctuation in the determination of T_c , i.e. the self-consistency requirement. For a quasi 2D system such as κ -(ET)₂X, the fluctuation plays an essential role in determining T_c . However, our conclusion that the pseudogap is peculiar to the quasi 2D system is not affected because our argument is basing on the mass term M which measures the extent to which the system is away from the superconducting state. The other factor is the effect of the Coulomb repulsion. This is also important for obtaining accurate quantitative results in the system which neighbors the Mott insulating phase. However, if the adiabatic continuity is realized, the effect of the Coulomb repulsion is only the rescaling of various quantities, such as the Fermi degeneracy temperature. Justification of the adiabatic continuity in the metallic phase near the Mott-insulating phase is an important problem,¹⁸⁾ and will be discussed elsewhere.

In summary, we have calculated the electronic properties of the quasi 2D model by considering the superconducting fluctuation. The relationship between the DOS and the damping rate is shown and it is found that the decrease of the DOS is caused by the large damping rate which is enhanced by the superconducting fluctuation in the quasi 2D case. We have also calculated the one-particle spectrum, and the pseudogap behavior over a wide temperature range above T_c is obtained only for the quasi 2D case. It is also found that this behavior is characteristic of a rather incoherent metal which has a broad spectrum around the Fermi level and is sensitive to the fluctuation. These conditions for the appearance of the pseudogap can be applied to κ -(ET)₂X. Therefore, the anomalous properties found by the NMR experiments are considered to be caused by the superconducting fluctuation. The strong two-dimensionality and the incoherent metallic properties are also the properties of cuprates in the under-doped region, so our argument can be applied to this material and supports the expectation that the anomalous behaviors of the cuprates and κ -(ET)₂X have the same origin.^{8,19)} ARPES experiments are desired not only to check the validity of our proposal, but also to un-

- [1] T. Ishiguro, K. Yamaji and G. Saito: *Organic Superconductors* (Springer, Berlin, 1998) 2nd ed.
- [2] K. Oshima, T. Mori, H. Inokuchi, H. Urayama, H. Yamochi and G. Saito: Phys. Rev. B **38** (1988) 938.
- [3] K. Kanoda: Physica C **282-287** (1997) 299; Hyperfine Interact. **104** (1997) 235.
- [4] H. Mayaffre, P. Wzietek, D. Jérôme, C. Lenoir and P. Batail: Phys. Rev. Lett. **75** (1995) 4122; K. Kanoda, K. Miyagawa, A. Kawamoto and Y. Nakazawa: Phys. Rev. B **54** (1996) 76.
- [5] Y. Nakazawa and K. Kanoda: Phys. Rev. B **55** (1997) R8670.
- [6] H. Mayaffre, P. Wzietek, C. Lenoir, D. Jérôme and P. Batail: Europhys. Lett. **28** (1994) 205; A. Kawamoto, K. Miyagawa, Y. Nakazawa and K. Kanoda: Phys. Rev. Lett. **74** (1995) 3455.
- [7] H. Kino and H. Fukuyama: J. Phys. Soc. Jpn. **64** (1995) 2726; *ibid.* **65** (1996) 2158.
- [8] J. Schmalian: Phys. Rev. Lett. **81** (1998) 4232.
- [9] H. Kino and H. Kontani: J. Phys. Soc. Jpn. **67** (1998) 3691; H. Kondo and T. Moriya: *ibid.* **67** (1998) 3695.
- [10] T. Jujo, S. Koikegami and K. Yamada: J. Phys. Soc. Jpn. **68** (1999) 1331.
- [11] K. Kuroki and H. Aoki: cond-mat/9812026.
- [12] L. I. Buravov, N. D. Kushch, V. A. Merzhanov, M. V. Osheerov, A. G. Khomenko and E. B. Yagubskii: J. Phys. I France **2** (1992) 1257.
- [13] V. J. Emery and S. A. Kivelson: Nature **374** (1995) 434.
- [14] B. Jankó, J. Maly and K. Levin: Phys. Rev. B **56** (1997) R11407.
- [15] V. Zlatić, K. D. Schotte and G. Schliecker: Phys. Rev. B **52** (1995) 3639.
- [16] Y. Takahashi: J. Phys.: Condens. Matter **9** (1997) 10359.
- [17] The bulge of M at $t_z = 0.3$ is explained by the following argument. For large t_z , point A moves toward $(\pi, 0)$, so the attractive force is large. Therefore the strong two-dimensionality at $t_z = 0.3$ compared with $t_z \geq 0.5$ causes this result.
- [18] M. Imada, A. Fujimori and Y. Tokura: Rev. Mod. Phys. **70** (1998) 1039.
- [19] R. H. McKenzie: Science **278** (1997) 820.

