

Concentration Profiles and Reaction Fronts in $A+B \rightarrow C$ Type Processes: Effect of Background Ions

T. Unger and Z. Rácz

Institute for Theoretical Physics, Eötvös University, 1117 Budapest, Pázmány sétány 1/A, Hungary
(September 7, 2018)

Diffusion and reaction of initially separated ions A^- and B^+ in the presence of counter ions \hat{A}^+ and \hat{B}^- is studied. The dynamics is described in terms of reaction-diffusion equations obeying local electroneutrality, and the time-evolution of ion-concentrations is determined. We find that, in the absence of reactions, unequal mobility of ions generate nontrivial features in the macroscopically observable concentration profiles. Switching on the reaction $A^- + B^+ \rightarrow C$ leads to the formation of a localized, diffusive reaction front and one finds that the properties of the front (e.g. effective diffusion constant) are affected by the background ions. The consequences of this effect on the formation of Liesegang patterns is discussed.

PACS numbers: 0.5.70.Ln, 45.70.Qj, 66.10.-x, 82.45.+z

I. INTRODUCTION

The reaction-diffusion process $A+B \rightarrow C$ has been discussed for a long time. This conceptually simple process displays a rich variety of phenomena (nonclassical reaction kinetics [1,2], clustering and segregation [3,4], front formation [5,6]) and, depending on the interpretation of A and B (particles, quasi-particles, topological defects, chemical reagents, etc.), it provides a model for a number of phenomena in physics, chemistry, and biology.

In many cases of interest, A and B are ions (A^- and B^+) and these ions are initially separated from each other. An example we shall discuss below is the formation of Liesegang bands [7,8] where an electrolyte $A^- \hat{A}^+$ diffuses into a gel column containing another electrolyte $\hat{B}^- B^+$. The concentration of A -s is taken to be much larger than those of the B -s, thus the reaction front $A^- + B^+ \rightarrow C$ moves along the column. An appropriate choice of reagents then leads to quasiperiodic precipitation ($C \rightarrow D$) in the wake of the front (Fig.1).

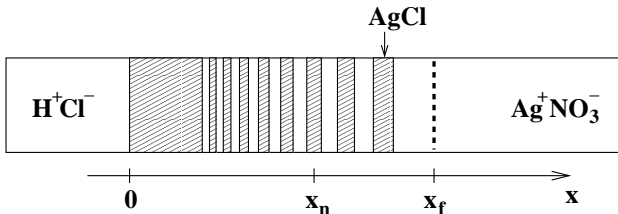
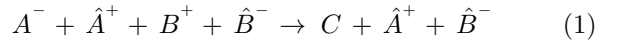


FIG. 1. Schematic picture of Liesegang phenomena. The correspondence with the notation in the text is given by $A^- = Cl^-$, $\hat{A}^+ = H^+$ (outer electrolyte); $B^+ = Ag^+$, $\hat{B}^- = NO_3^-$ (inner electrolyte); and $D = AgCl$ (precipitate). The initial interface between electrolytes is at $x = 0$. The precipitation bands (shaded regions) emerge in the wake of the moving reaction-diffusion front (dashed line at x_f).

In general, the background ions (\hat{A}^+ and \hat{B}^-) are expected to play a role in a process described above. Nevertheless, the usual approach is to neglect them and con-

sider only a contact interaction between neutral reagents A and B . This approximation is based on the argument that the background ions provide only screening and, furthermore, the screening length is much smaller than the scale of concentration variations relevant in the formation of a macroscopic pattern. Although the argument sounds compelling, one should note that the background ions may generate macroscopic effects even if the screening length is negligible. Indeed, if the mobility of one of the background ions (\hat{A}^+ in the Liesegang case) is much smaller than the other mobilities then the motion and the properties of the reaction front are altered. Since the properties of the reaction front are crucial in determining the pattern [9–11] one expects that the presence of background ions gives rise to macroscopic changes in the observed patterns.

Our aim with this work is to verify the above expectation and to investigate how the diffusion and front formation are affected by unequal mobilities of background ions. More precisely, we shall study the time evolution of ion-concentrations in the process



where the reaction product $C = A^- B^+$ is assumed to vanish from the system. The process starts at $t = 0$ from an initial condition where the electrolytes $A^- \hat{A}^+$ and $B^+ \hat{B}^-$ are separated and their concentrations ($a^+, \hat{a}^-, b^-, \hat{b}^+$) are constant in the left ($x < 0$) and right ($x > 0$) half-spaces, respectively

$$\begin{aligned} a^-(x, t = 0) &= \hat{a}^+(x, t = 0) = a_0 \theta(-x) \\ b^+(x, t = 0) &= \hat{b}^-(x, t = 0) = b_0 \theta(x) \end{aligned} \quad (2)$$

where $\theta(x)$ is the step function. Such an initial state with $a_0 \gg b_0$ is actually used in Liesegang experiments, and this choice is also motivated by the fact that investigations of front formation from such initial state have proved to be instrumental in understanding the $A + B \rightarrow C$ process [5].

The study of motion of ions is not an easy task and we must simplify the problem to make it tractable. We believe, however, that our approximations listed below are appropriate at least for the description of the Liesegang experiments.

1. It is assumed that the phenomena can be described by reaction-diffusion equations. This appears to be a correct assumption for reactions taking place in a gel where convection is absent.
2. The screening length is assumed to be negligible and screening is taken into account by enforcing local electroneutrality. At characteristic ion-concentrations ($10^{-3}\text{M} - 1\text{M}$) present in Liesegang experiments, the screening length is indeed small ($\sim 10^{-9}m$) compared both to the characteristic diffusion length ($\sim 10^{-2}m$) and to the width of the reaction zone ($\sim 10^{-6}m$). Further discussion can be found in Sec.II.
3. The concentration profiles are assumed to depend only on one spatial coordinate (x in Fig.1). Although a one dimensional geometry can be set up in experiments on Liesegang phenomena (the length of the gel column can be made much larger than its width), one should note that the finite extent of the sample in the transverse direction poses non-trivial problems with edge effects. It appears, however, that these effects can be neglected since the final pattern is usually one dimensional to a good accuracy.
4. The mobility of the reagents and of the background ions are, in general, different. For simplicity, we shall consider the case with one of the background ions having a significantly distinct diffusion coefficient

$$D_a = D_b = D_{\hat{b}} \equiv D \neq D_{\hat{a}} \equiv \hat{D}. \quad (3)$$

This is just a technical assumption to keep the number of parameters small and, this also appears to be the most interesting case for Liesegang phenomena where $a_0 \gg b_0$.

Once the above approximations are made one arrives at a problem that can be studied numerically and, in some limits, analytically. The process is now simple enough so that the numerical analysis is not hindered by computer time and memory problems, or by difficulties arising from discretization.

In order to arrive at the results, we shall proceed as follows. First we discuss how to take into account the electroneutrality constraint in the reaction-diffusion equations (Sec.II). Then the case without reaction is studied and we show that interesting concentration profiles emerge even in the pure diffusion process (Sec.III). The effects of reactions are considered in (Sec.IV) where the

properties of the reaction front are calculated. Finally, the implications for understanding the Liesegang phenomena is discussed in Sec.V.

II. EQUATIONS IN THE ELECTRONEUTRALITY APPROXIMATION

In a medium such as a gel, the ions move by diffusion and, in the presence of an electric field $\vec{E} = -\nabla\varphi$, the flux of ions \vec{j}_i is given by the Nernst-Planck relation [12]

$$\vec{j}_i = \vec{j}_{i,\text{diff}} + \vec{j}_{i,\text{drift}} = -D \left(\nabla n_i + \frac{z_i}{\varphi_0} n_i \nabla \varphi \right). \quad (4)$$

Here n_i is the concentration of i -th ions of integer charge z_i , D_i is their diffusion coefficient, and $\varphi_0 = RT/F$ is a constant combined of the temperature T , the gas constant R , and the Faraday number, F . The potential φ is determined from the Poisson equation

$$\Delta\varphi = -\frac{F}{\varepsilon_r \varepsilon_0} \sum_i z_i n_i \quad (5)$$

where ε_0 is the permittivity of free space while ε_r is the dielectric constant of the system.

An important quantity in ionic diffusion is the Debye length r_D that gives the characteristic length-scale associated with charge imbalances

$$r_D = \sqrt{\frac{\varepsilon_r \varepsilon_0 RT}{F^2 n_0}}, \quad (6)$$

where n_0 is the characteristic scale of ionic concentrations. In a Liesegang experiment, one usually has $n_0 \approx 10^{-3}\text{M} - 1\text{M}$ and the process takes place in an aqueous medium ($\varepsilon_r \approx 80$). Thus $r_D \approx 10^{-10}m - 10^{-8}m$ and one can see that r_D is much smaller than the scale of the macroscopic pattern (e.g. the width of the bands, $\approx 10^{-3}m - 10^{-2}m$). As a consequence, one can use the electroneutrality approximation that consists of replacing eq.(5) by the constraint

$$\sum_i z_i n_i = 0. \quad (7)$$

Denoting now the rate of reaction of the i -th ion with the others by $R_i(\{n\})$ and assuming that the reaction does not violate electroneutrality ($\sum_i z_i R_i = 0$), eq.(4) together with the constraint (7) yields the following equations for the time-evolution of the concentration fields

$$\partial_t n_i = D_i \left[\Delta n_i - z_i \nabla \cdot (n_i \vec{\mathcal{E}}) \right] - R_i(\{n\}) \quad (8)$$

where the appropriately scaled electric field that arises from the electroneutrality constraint is given by

$$\vec{\mathcal{E}} = \frac{\sum_i z_i D_i \nabla n_i}{\sum_i z_i^2 D_i n_i}. \quad (9)$$

It should be noted that there is an extra term in \mathcal{E} if a steady global current flows through the system. Such a current is not present in the Liesegang problem and, trying to keep the discussion as simple as possible, we shall assume that the global current is zero.

For the process of actual interest (1), reaction takes place only between the ions A^- and B^+ and their rate of reaction is given by ka^-b^+ where k is the rate constant. Thus the above equations in a one dimensional geometry take the form

$$\partial_t a^- = D \left[\partial_x^2 a^- + \partial_x (a^- \mathcal{E}) \right] - ka^-b^+ \quad (10)$$

$$\partial_t b^+ = D \left[\partial_x^2 b^+ - \partial_x (b^+ \mathcal{E}) \right] - ka^-b^+ \quad (11)$$

$$\partial_t \hat{a}^+ = \hat{D} \left[\partial_x^2 \hat{a}^+ - \partial_x (\hat{a}^+ \mathcal{E}) \right] \quad (12)$$

$$\partial_t \hat{b}^- = D \left[\partial_x^2 \hat{b}^- + \partial_x (\hat{b}^- \mathcal{E}) \right] \quad (13)$$

with

$$\mathcal{E} = \frac{D \partial_x (-a^- + b^+ - \hat{b}^-) + \hat{D} \partial_x \hat{a}^+}{D(a^- + b^+ + \hat{b}^-) + \hat{D} \hat{a}^+} \quad (14)$$

Equations (10-14) together with the initial conditions (2) provide the mathematical formulation of our problem.

Before turning to the solution of the above equations let us mention that the diffusion-reaction problem of ions in one-dimensional geometry can be tackled numerically without assuming the electroneutrality condition. The only difficulty is that the discretization of space must be on a finer scale than the Debye length and so, in the range of physical parameters where r_D is exceedingly small, the calculation becomes impractical. One expects (and we verified it for some cases) that the solution of the full problem approaches the solution of the corresponding "electroneutral" problem as r_D is decreased.

III. CONCENTRATION PROFILES WITH NO REACTIONS

Let us begin the analysis of eqs.(10-14) by considering the case of no reactions ($k = 0$) and let us further restrict our study to the case of $a_0 \gg b_0$ corresponding to the Liesegang initial conditions. The limit of $b_0 = 0$ is especially simple and treated in textbooks. In this case, the two ions A^- and \hat{A}^+ must move together thus an electric field is generated that slows down the more mobile ions and accelerates the slower ions. The result is an effective diffusion with a diffusion coefficient $D_{\text{eff}} = 2D\hat{D}/(D+\hat{D})$ [13].

The presence of a small amount of B -s ($a_0 \gg b_0$) does not significantly change the motion of A -s. The ions A^- and \hat{A}^+ can separate now but only by a small amount that is compensated by the motion of B -s. On Fig.2, we can see the results for the case of $b_0/a_0 = 0.01$ and $\hat{D}/D = 0.1$ (slow background ions \hat{A}^+).

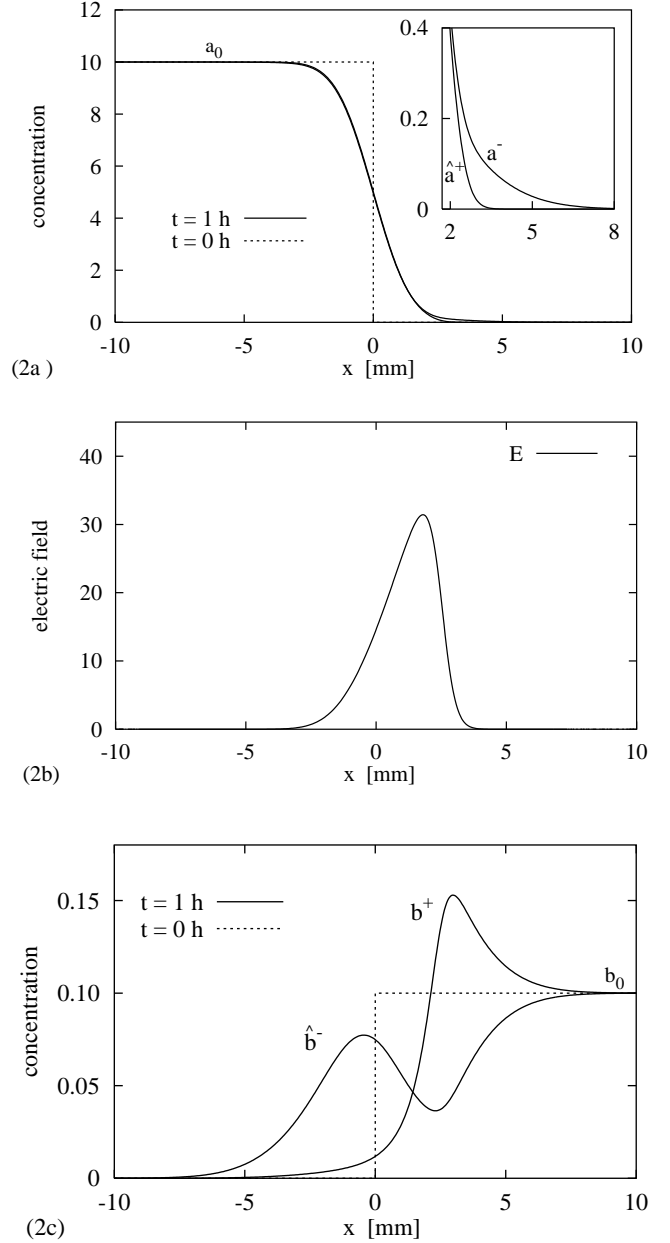


FIG. 2. Concentration profiles of the A and B ions [(2a) and (2c), respectively] and the electric field (2b) generated by them. The concentration is measured in $0.1M$ while the unit of the electric field is V/m . The results are for the case of $b_0 = 0.01a_0$ with the diffusion coefficients given by $D = 10^{-9}m^2/s$ and $\hat{D} = 0.1D$. Inset shows that region where relative separation of the A ions is significant.

The electric field is mainly generated by the motion of the majority A ions and, in turn, this field is the determining factor in the motion of the minority B ions. Since this field, shown in Fig.2b, moves the \hat{A}^+ (A^-) ions in the $+x$ ($-x$) direction, similar effect is felt by the B ions. Indeed, as one can see in Fig.2c, the B^+ -s are repelled from the region the A ions moved into, while the ions

\hat{B}^- are pulled through this region. As a result a region emerges where the ionic and diffusive drift of the B -s are in opposite directions.

It should be noted that the profiles shown in Fig.2 keep their shape in time. The pictures at t' are obtained from those at $t = 1h$ by rescaling the x -axis by a factor $\sqrt{t'/t}$. This numerical observation is the consequence of the fact that the Debye length is zero and the initial conditions (2) do not contain any length-scales. As a consequence, all the length-scales are diffusive lengths proportional to \sqrt{t} . The above argument can be seen to work explicitly in the limit $\hat{D} = 0$ where an analytic calculation [14] gives the concentration profiles that can be expressed through error functions of argument x/\sqrt{t} .

The complexity of concentration profiles shown in Fig.2a and 2c suggest that if reactions are switched on between the ions A^- and B^+ then the emerging reaction front may be rather different from the case of neutral reagents. This is what we shall study in Sec.IV.

IV. REACTION FRONT

The full reaction-diffusion process is described by eqs.(10-14) and the solution of these equations with initial condition (2) provides the description of the reaction front. Indeed, once the concentration profiles are known, the location and the time evolution of the production of $A^- + B^+ \rightarrow C$ particles is given by

$$R(x, t) = ka^-(x, t)b^+(x, t). \quad (15)$$

The properties of $R(x, t)$ are well known for the case of neutral reagents ($\mathcal{E} = 0$) [5]. In that case, the reaction takes place in a narrow, moving region whose width is much smaller than the diffusive scales. The motion of the reaction zone is 'diffusive' characterized by a diffusion constant D_f

$$x_f = \sqrt{2D_f t}. \quad (16)$$

Another important feature of the front is that it leaves behind a density of C -s [10]

$$c_0 = \int_0^\infty R(x, t) dt, \quad (17)$$

that is independent of x .

The parameters D_f and c_0 can easily be determined for the neutral case by exploiting the smallness of the width of the reaction zone. The reaction zone is replaced by a point where the diffusion equations are supplemented by boundary conditions and as a result the parameters D_f and c_0 are given as functions of a_0 , b_0 , D_a and D_b [5,15].

The presence of a localized, diffusive front is an essential ingredient in the theories of Liesegang phenomena [9-11], and the parameters of the front (especially D_f and c_0) are known to influence the properties of the patterns. Thus the next step is now to find out how the

above picture is modified as a result of the ionic character of the reagents.

Eqs.(10-14) with initial condition (2) can be studied by straightforward numerical methods and one finds that the localized-diffusive-front picture does hold and, furthermore, the scaling properties (16-17) also remain valid when the ionic interactions are switched on. The actual values of the parameters D_f and c_0 , however, are affected by the presence of background ions.

In order to understand how these results arise, let us begin with the numerical observation that the reaction front remains narrow even if the ionic interactions are switched on. Indeed, for characteristic values of $a_0 \approx 100b_0 \approx 1M$, $D_a \approx D_b \approx 10^{-10}m^2/s$ and $k \approx 10^{10}(Ms)^{-1}$ [16], we find that the width is in the mesoscopic range ($\sim 10^{-6}m$) at all times available in a Liesegang experiment. Thus, on diffusive length-scales, the reaction zone can be treated as a point (as in the neutral case) and one arrives at equations with no reaction terms

$$\partial_t n_i = D_i [\partial_x^2 n_i - z_i \partial_x (n_i \mathcal{E})]. \quad (18)$$

The reactions are taken into account by the following boundary conditions at the front

$$\begin{aligned} a^-(x_f) = b^+(x_f) = 0, \\ |j_{a^-}(x_f)| = |j_{b^+}(x_f)|. \end{aligned} \quad (19)$$

The meaning of the above conditions is that the concentrations of the reagents are zero at the front and the flux of ions A^- and B^+ to the reaction zone are equal.

Let us now suppose that $x_f(t)$ and $n_i(x, t)$ are the solutions of the above equations (18-19) with the initial condition (2). Then one can easily verify that the front-position $\lambda x_f(t/\lambda^2)$ and the concentrations $n_i(x/\lambda, t/\lambda^2)$ also solve the same problem for an arbitrary $\lambda > 0$ (note that the initial conditions do not contain any length-scale). Thus the functions $n_i(x, t)$ and $x_f(t)$ must satisfy the conditions $n_i(x, t) = n_i(x/\lambda, t/\lambda^2)$ and $x_f(t) = \lambda x_f(t/\lambda^2)$. As a consequence, we find that the concentration profiles obey the following scaling form

$$n_i(x, t) = \Phi_i \left(\frac{x}{\sqrt{t}} \right) \quad (20)$$

and the front moves diffusively even if the ionic interactions are taken into account

$$x_f \sim \sqrt{t}. \quad (21)$$

The above relationship (21) defines the diffusion constant D_f through $x_f = \sqrt{2D_f t}$.

The scaling of the concentrations (20) together with equation (14) imply scaling for the electric field

$$\mathcal{E}(x, t) = \frac{1}{\sqrt{t}} \Psi \left(\frac{x}{\sqrt{t}} \right). \quad (22)$$

These scaling results allow us to investigate the production of the C particles. The number of the C -s arising in the reaction zone in a unit time is given by the flux of one of the reagents (e.g. j_{a^-}) entering the front. According to eqs.(20-22) j_{a^-} at x_f is proportional to $1/\sqrt{t}$ and the velocity of the front decays in time in the same way, $x_f \sim 1/\sqrt{t}$. It follows then that the density of the C -s emerging in the wake of the front is a constant

$$c = \frac{j_{a^-}}{x_f} = \text{const.} = c_0 \quad (23)$$

The results (20-23) given by the above analytical argument have been confirmed by computer simulations. An example of such numerical calculation can be seen in Fig.3.

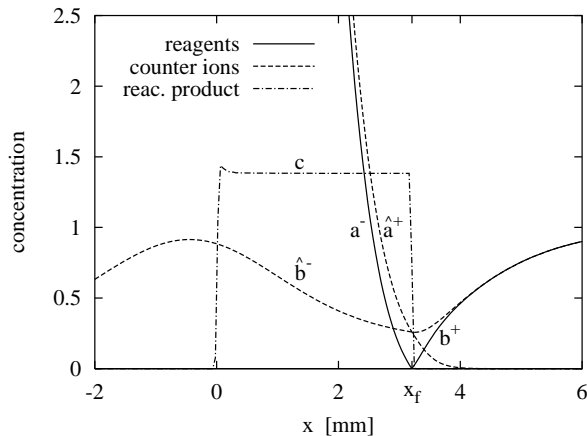
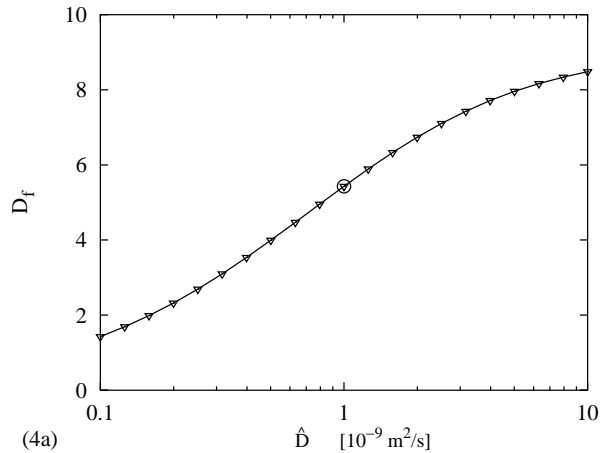


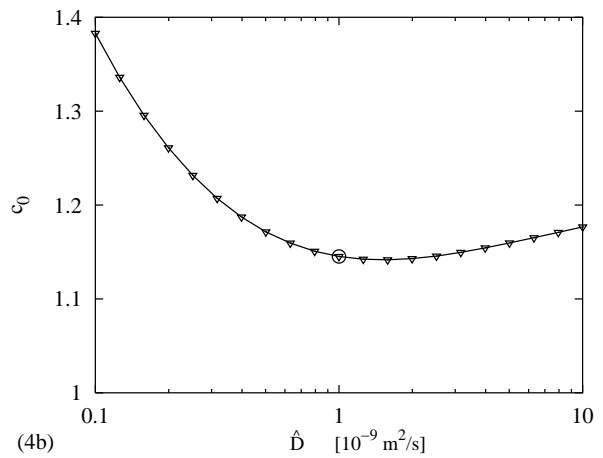
FIG. 3. Concentration profiles of the A and B ions when the reaction is switched on. The initial state is given by eq.(2). The results are shown at time $1h$ for the case of $b_0 = 0.01a_0 = 0.01M$ with the diffusion coefficients given by $D = 10^{-9}m^2/s$ and $\hat{D} = 0.1D$. The concentration is measured in units of $0.01M$.

Having established the same scaling properties of the front (21,23) as in the case of neutral reagents, we turn now to the actual values of the parameters D_f and c_0 . Since the motion of the reagents is modified by the electric field (22), one expects that D_f and c_0 will depend not only on the properties of the reagents but on the properties of the background ions, as well.

We studied the effect of the background ions by changing the diffusion coefficient \hat{D} (3) and keeping all the other parameters (a_0, b_0, D) fixed. The numerical results for D_f and c_0 as functions of \hat{D} , are shown in Fig.4. As one can see, c_0 is does not change significantly in the physically relevant range of $0.1 < \hat{D} < 10$ (Fig.4b). The reason for this insensitivity of c_0 is that the density of the reaction product for $a_0 \gg b_0$ and $D_a \approx D_b$ is mainly determined by the concentration b_0 [10].



(4a)



(4b)

FIG. 4. The diffusion coefficient of the reaction front (D_f) and the concentration of the reaction product (c_0). \hat{D} is the diffusion coefficient of the \hat{A}^+ ions while D for the other ions is $10^{-9}m^2/s$. The units of D_f and c_0 are $10^{-9}m^2/s$ and $0.01M$, respectively. The initial concentrations are given by $b_0 = 0.01a_0 = 0.01M$. The points indicated by the circles correspond to the case when the background ions have no effect on the dynamics.

The parameter D_f is much more sensitive to the mobility of the counter ions as shown in Fig.4a. Although the motion of the front is determined by the interplay of all four types of ions and the process is rather complex, the result in Fig.4a can be easily understood. For $a_0 \gg b_0$, the main effect comes from the counter ions \hat{A}^+ slowing down or speeding up of the motion of the A^- -s. If the diffusion coefficient \hat{D} is smaller than D , the A^- ions are pulled back by the \hat{A}^+ -s (otherwise the slow \hat{A}^+ ions would form positive charge density in the left region) thus fewer A^- particles enter the front which yields a smaller value of D_f . Similar argument leads to the opposite effect for the case of $\hat{D} > D$. The case ($\hat{D} = D$) is special in the sense that the electric field (14) vanishes and the result corresponds to the case of neutral reagents.

In the next section we turn to the theory of Liesegang

phenomena in order to demonstrate the relevance of the above results in the description of a relatively simple pattern-forming process.

V. IMPLICATIONS FOR LIESEGANG THEORIES

Liesegang patterns described in Sec.I have been much investigated for about a century [7,8,17]. The gross features of *normal* patterns in reproducible experiments are rather simple, namely the distance between consecutive bands $x_{n+1} - x_n$ increases with band order n and the positions of the bands obey a *spacing law* [18,19]:

$$\frac{x_{n+1}}{x_n} \equiv 1 + p \xrightarrow{n \gg 1} 1 + p \quad , \quad (24)$$

where $1 + p$ is called the spacing coefficient and $p > 0$.

Currently, the Liesegang phenomenon is mainly studied as a nontrivial example of pattern formation in the wake of a moving front [9,20] and the theories of normal patterns revolve around the calculation of p . The main feature of these theories is that the precipitate appears as the system goes through some nucleation- [9,20–24], spinodal- [11], or coagulation [25], thresholds. Most of these theories are rather complicated, however, and have been developed only recently to the level [10,11] that p can be investigated in detail and, in particular, its dependence on the initial concentrations a_0 and b_0 can be determined, and connection can be made to the experimentally established Matalon-Packter law [26,27].

None of the above theories address the question of how the Liesegang patterns are affected by the presence of background ions although the existence of such an effect is expected. Indeed, let us take, for example, the expression for p obtained in a simple version of the *nucleation and growth* theory [see eq.(25) in [10]]

$$p \approx \frac{D_c c^*}{D_f (c_0 - c^*)} \quad , \quad (25)$$

where D_c is the diffusion coefficient of the C particles while c^* is the threshold concentration of C -s. The meaning of D_f (diffusion coefficient of the C -s) and c_0 (the concentration of C -s left behind the front) is the same as defined in this paper. As one can see from (25), the spacing coefficient depends both on D_f and c_0 . Thus, on the basis of our results (see Fig.4), we expect p to be affected by the background ions.

In order to put our expectation on a firmer basis, we calculated p numerically employing a recent theory [11] where the addition of the background ions is straightforward. The main ingredients in this theory are i) a moving reaction front that leaves behind the particles C , and ii) a Cahn-Hilliard type phase-separation dynamics for the C particles. This theory yields the spacing law, and the results for p are in agreement with the Matalon-Packter law. Thus it appears to be a good candidate for

the description of the Liesegang process. Since the reaction front enters the description only as a source in the Cahn-Hilliard equation [see eq.(3) in [11]], one can study the effect of background ions by modifying the source according to what has been described in Sec.IV. The results of our numerical work for a particular case with $b_0/a_0 = 0.01$ (the parameters in the Cahn-Hilliard equation were set to unity) is displayed in Fig.5

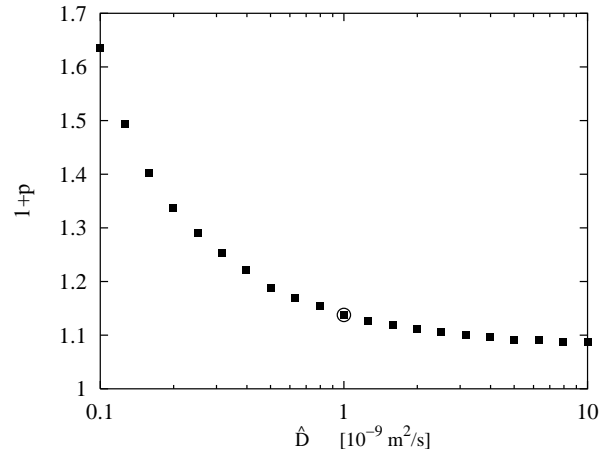


FIG. 5. Spacing coefficient as a function of the diffusion coefficient (\hat{D}) of the background ions (\hat{A}^+) for a case with $b_0/a_0 = 0.01$. The circle corresponds to equal diffusion coefficients where the description in terms of neutral reagents is valid.

As can be seen from Fig.5, p does depend on \hat{D} and, actually, p can change by a factor five compared to the neutral case ($\hat{D} \approx D$) provided \hat{D} decreases by a factor ten. One can also observe that the ionic effect is larger when the counterion A^+ is slower than A^- . These observations and the overall picture is in agreement with the result (25) obtained in the *nucleation and growth* theory. Indeed, c_0 is weakly dependent on \hat{D} thus the main effect comes from D_f . As Fig.4 shows, D_f is a smooth, monotonically increasing function of \hat{D} and this translates through eq.(25) into a monotonically decreasing $p(\hat{D})$.

We have thus shown that the background ions cannot be neglected in the description of the Liesegang phenomena unless the diffusivities of the ions are roughly equal. Although this conclusion appears to complicate the description significantly, the reassuring aspect of the result is that all the complications can be absorbed into the parameters (D_f and c_0) of the front. As a consequence, previous ideas about the pattern formation remain intact apart from the need of taking account of the renormalization of the parameters D_f and c_0 .

VI. FINAL REMARKS

A general conclusion we can draw from the present work is that the dynamics of reaction fronts is strongly altered if the diffusivities of the reacting ions differ significantly from those of the background ions. This conclusion is based on the nontrivial density profiles found in a study of the the simplest reaction scheme $A + B \rightarrow C$ and assuming negligible screening length (electroneutrality approximation). We believe, however, that some aspects of our results (the reaction front can still be characterized by effective diffusion constant and it still leaves behind a constant density of reaction product) are robust since they appear to follow from more general considerations and thus they should be applicable to the more complicated cases.

ACKNOWLEDGMENTS

We thank M. Droz, P. Hantz, L. Szilágyi, and M. Zrinyi for useful discussions. This work has been supported by Hungarian Research Funds (Grants OTKA T 029792 and FKFP-0128/1997).

-
- [1] A. A. Ovchinnikov and Ya. B. Zeldovich, *Chem. Phys.* **28**, 215 (1978).
 - [2] D. Toussaint and F. Wilczek, *J. Chem. Phys.* **78**, 2642 (1983).
 - [3] K. Kang and S. Redner, *Phys. Rev. Lett.* **52**, 955 (1984); *Phys. Rev.* **A32**, 435 (1985).
 - [4] G. Zumofen, A. Blumen, and J. Klafter, *J. Chem. Phys.* **82**, 3198 (1985).
 - [5] L. Gálfi and Z. Rácz, *Phys. Rev.* **A38**, 3151 (1988).
 - [6] F. Leyvraz and S. Redner, *Phys. Rev. Lett.* **66**, 2168 (1991).
 - [7] R.E. Liesegang, *Naturwiss. Wochenschr.* **11**, 353 (1896).
 - [8] H. K. Henisch, "*Periodic precipitation*", Pergamon Press, (1991).
 - [9] G.T. Dee, *Phys. Rev. Lett.* **57**, 275 (1986).
 - [10] T. Antal, M. Droz, J. Magnin, Z. Rácz and M. Zrinyi, *J. Chem. Phys.* **109**, 9479 (1998).
 - [11] T. Antal, M. Droz, J. Magnin, Z. Rácz, *Phys. Rev. Lett.* **83**, 2880 (1999); *Z. Rácz, Physica* **A274**, 50 (1999).
 - [12] I. Rubinstein, *Electrodifffusion of Ions* (SIAM, Philadelphia, 1990).
 - [13] J. Koryta, J. Dvorak, and L. Kavan, *Principles of Electrochemistry* (John Wiley and Sons, 1993).
 - [14] T. Unger, *Ion Diffusion and Liesegang Phenomena*, Diploma Thesis, Eötvös University (1999).
 - [15] The case of $D_a \neq D_b$ is treated in Z. Koza, *J. Stat. Phys.* **85**, 179 (1996).
 - [16] M. J. Pilling and P. W. Seakins, *Reaction kinetics* (Oxford University Press, 1995).
 - [17] K. H. Stern, "*A Bibliography of Liesegang Rings, 2nd ed.*" U.S. Gov. Printing Office, Washington, (1967).
 - [18] K. Jablczynski, *Bull. Soc. Chim. France* **33**, 1592 (1923).
 - [19] In addition to the spacing law, there is also a time-law and width law. The former states that the time of appearance t_n of the n band is related to the position of the band by $x_n \sim \sqrt{t_n}$ while the latter relates the width and the position of the bands ($w_n \sim x_n$).
 - [20] B. Chopard, P. Luthi and M. Droz, *Phys. Rev. Lett.* **72**, 1384 (1994); *J. Stat. Phys.* **76**, 661-676 (1994).
 - [21] W. Ostwald, "*Lehrbuch der allgemeinen Chemie*", Engelmann ed., Leipzig (1897).
 - [22] C. Wagner, *J. Colloid Sci.*, bf 5, 85 (1950).
 - [23] S. Prager, *J. Chem. Phys.* **25**, 279 (1956).
 - [24] Ya .B. Zeldovitch, G.I. Barrenblatt and R.L. Salganik, *Sov. Phys. Dokl.* **6**, 869, (1962).
 - [25] N.R. Dhar and A.C. Chatterji, *Kolloid-Zeitschrift* **37**, 2 (1925); *J. Phys. Chem.* **28**, 41 (1924).
 - [26] R. Matalon and A. Packter, *J. Colloid Sci.* **10**, 46 (1955).
 - [27] A. Packter, *Kolloid Zeitschrift* **142**, 109 (1955).