

# P R E L I M I N A R Y

4 August 1999

## Search for neutral Higgs bosons in $e^+e^-$ collisions at $\sqrt{s} \leq 196$ GeV

The ALEPH Collaboration

Contact person: Jason Nielsen (Jason.Nielsen@cern.ch)

### Abstract

A preliminary search for neutral Higgs bosons is performed in the data collected by ALEPH in 1999, corresponding to integrated luminosities of 29.0 and 69.5  $\text{pb}^{-1}$  at centre-of-mass energies of 191.6 and 195.6 GeV respectively. No evidence for a signal is found. Combined with the lower energy ALEPH data, this observation leads to a 95% confidence level lower mass limit of 98.8  $\text{GeV}/c^2$  for the Standard Model Higgs boson. In the MSSM, the lower limit for the mass of the lightest CP-even higgs boson  $h$ , is found to be 85.2  $\text{GeV}/c^2$  for all values of  $\tan\beta \geq 1$ .

*ALEPH contribution to the XIX International Symposium  
on Lepton and Photon Interactions at High Energies*

# 1 Summary of preliminary results

The analyses designed for the 189 GeV data, described in detail in [1], have been applied without any modifications to the data collected by ALEPH up to July 27, 1999. The data sample comprises  $29.0 \text{ pb}^{-1}$  at  $\sqrt{s}=191.6 \text{ GeV}$  and  $69.5 \text{ pb}^{-1}$  at  $\sqrt{s}=195.6 \text{ GeV}$ .

The expected numbers of background events, the expected signal for a Higgs boson with  $m_h=100 \text{ GeV}/c^2$  and the numbers of selected candidates are listed in Table 1 for the hZ analyses and in Table 2 for the hA analyses. The reconstructed mass of the candidates selected by the NN- and cut-based hZ searches are displayed in Fig. 1(a) and (b). No departure from the Standard Model expectations is observed. This leads to improved 95% confidence level limits when the latest data are combined with those collected by ALEPH at lower energies. The confidence levels for the data in the background only hypothesis or the background and signal hypothesis are shown in Fig. 2(a) and (b). The limit obtained for the Standard Model Higgs boson is  $m_h \geq 98.8 \text{ GeV}/c^2$ , with an expected limit of  $99.9 \text{ GeV}/c^2$ . The limit is calculated as described in [1], with the proper treatment of the overlap between the hZ and hA four jet and  $\tau^+\tau^-$  selections. The stand-alone hZ observed limit from the cut-based set of analyses is  $97.6 \text{ GeV}/c^2$ , with  $98.7 \text{ GeV}/c^2$  for the expected limit. For the CP-even boson h of the MSSM, the limit is  $85.2 \text{ GeV}/c^2$ , for all values of  $\tan \beta$  above 1, with  $86.1 \text{ GeV}/c^2$  expected. Fig. 3 shows the excluded domain in the  $m_h$ - $\tan \beta$  plane.

Channel	$N_{\text{bkg}}$	$N_{\text{sig}}$	$N_{\text{obs}}$
hq $\bar{q}$ (NN/cut)	15.0/12.4	4.6/3.9	12/9
h $\nu\bar{\nu}$ (NN/cut)	4.4/4.9	1.8/1.4	6/8
h $\ell^+\ell^-$	10.4	0.8	7
h $\tau\tau$ + $\tau\tau q\bar{q}$	2.5	0.4	2
Total (NN/cut)	32.3/30.3	7.6/6.6	27/26

Table 1: Number of background events expected, expected signal for  $m_h=100 \text{ GeV}/c^2$  and observed candidates in the 1999 ALEPH data for searches by cut- and NN-based sets of selections.

Channel	$N_{\text{bkg}}$	$N_{\text{sig}}$	$N_{\text{obs}}$
bbbb	2.9	2.3	1
b $\bar{b}\tau\tau$	1.9	0.4	0
Total	4.8	2.7	1

Table 2: Number of background events expected, expected signal for  $m_h \approx m_A = 85 \text{ GeV}/c^2$  and observed candidates in the 1999 ALEPH data with the hA selections.

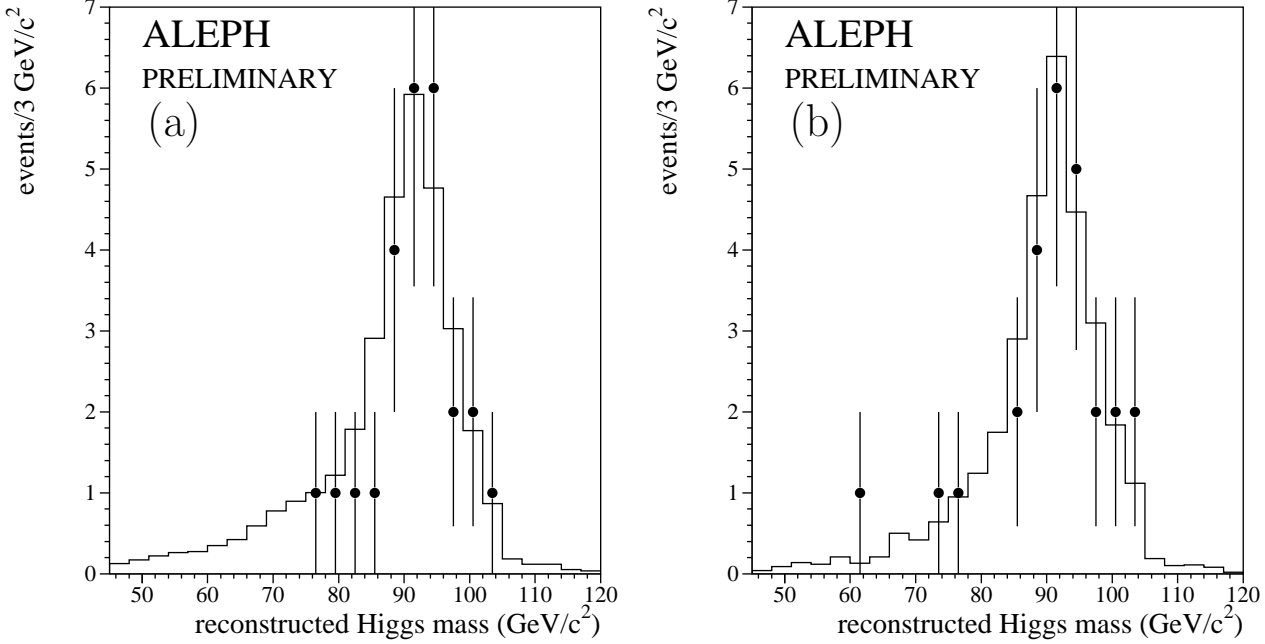


Figure 1: Distribution of the reconstructed Higgs boson mass of the selected events (dots) in the hZ searches by the NN-based (a) and cut-based (b) sets of selections. The histograms show the Standard Model expectations.

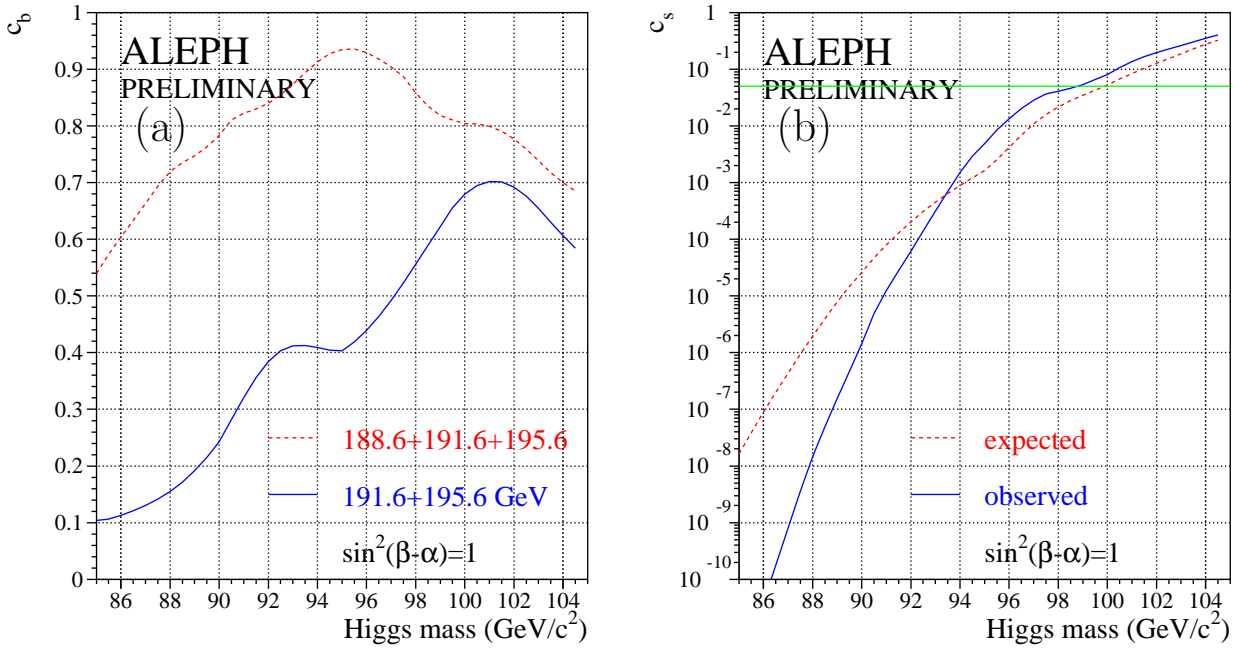


Figure 2: (a) Background-only confidence level curves ( $c_b$ ) as a function of the Higgs mass hypothesis for the 191.6 and 195.6 GeV data alone (dashed) and combined with the lower energy ALEPH data (solid) for  $\sin^2(\beta - \alpha) = 1$ . (b) Expected (dashed) and observed (solid) confidence level curves for the Standard Model signal hypothesis using all ALEPH data up to 195.6 GeV.

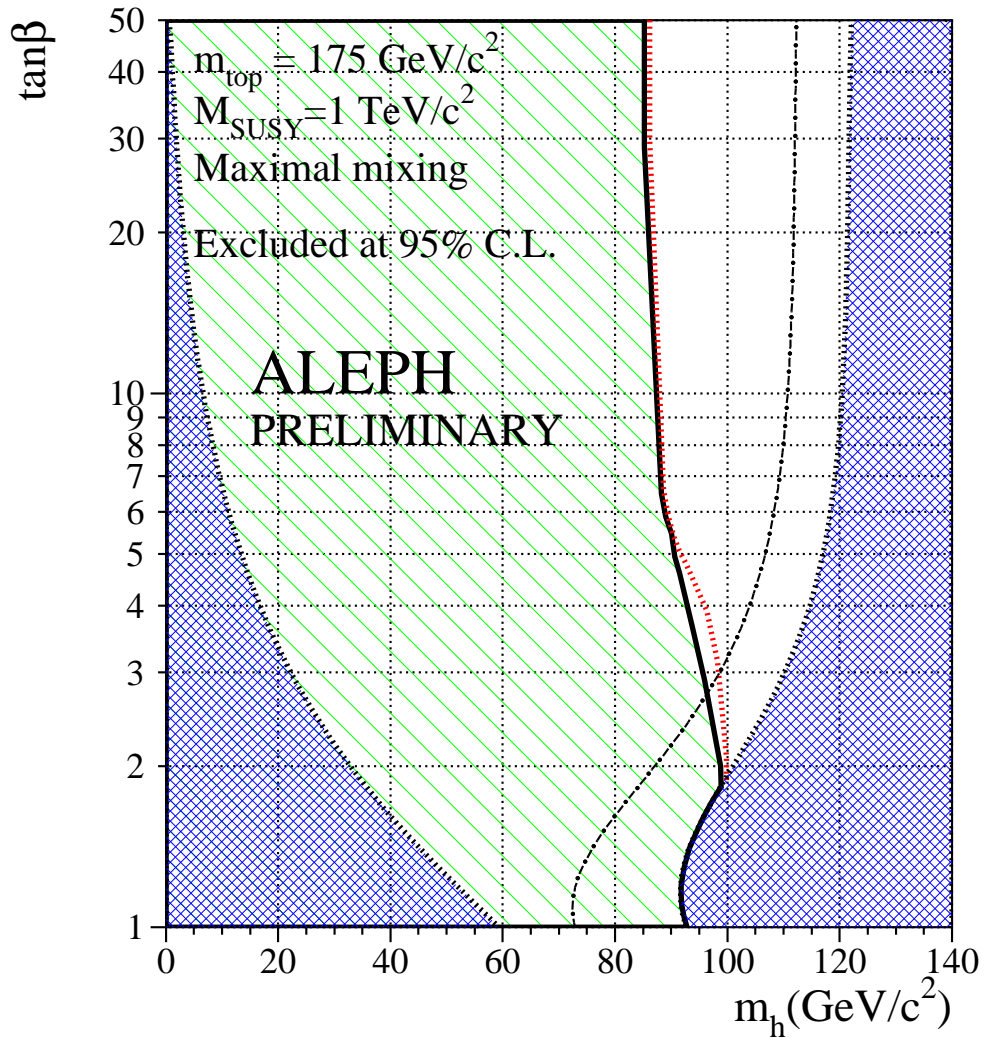


Figure 3: Expected (dashed) and observed (solid) 95% confidence level curves in the  $[m_h, \tan\beta]$  plane of the MSSM. The dark regions are not allowed theoretically. The combined experimentally excluded region is essentially identical in the case of no stop mixing, for which the theoretically forbidden region is also indicated (dashed-dotted curve).

## References

- [1] ALEPH Collaboration, “*Search for the Neutral Higgs Bosons of the Standard Model and the MSSM in  $e^+e^-$  Collisions at  $\sqrt{s} = 188.6$  GeV.*”, ALEPH 99-053 (CONF 99-029) available from <http://alephwww.cern.ch/>.