

DISCUSSION ABOUT THE ORTHOPOSITRONIUM DECAY RATE AND ANALYSIS OF SOME $O(\alpha^2)$ CONTRIBUTIONS

V. ANTONELLI [†]

*Institute for Theoretical Physics - University of Bern,
Sidlerstrasse 5 CH-3012 Bern Switzerland
e-mail address antonell@itp.unibe.ch*

ABSTRACT

I consider the problem of the evaluation of the orthopositronium decay rate, including second order radiative corrections. I present a brief theoretical discussion of this problem and a review of the results available in literature, and, then, I analyze some $O(\alpha^2)$ annihilation-type contributions, recently computed.

1. Introduction

Positronium is a bound state of an electron and a positron. It is essentially a pure quantum electrodynamical system; in fact the effect of strong and weak interactions can be safely neglected at the level of accuracy at which we are interested.

Its study has always been considered an interesting test of the accuracy of QED calculations and especially of the formalism used to describe bound states in quantum field theory.

The lifetime of this atom can vary in a quite large range from 10^{-10} to 10^{-7} s, according to its spin state. In fact it can exist in two different spin states: a singlet $S = 0$ state, called parapositronium, and a triplet $S = 1$ state, called orthopositronium.

Parapositronium decays mainly into a couple of photons. The triplet state, instead, decays electromagnetically into an odd number of photons greater than one, because decays into an even number of photons are forbidden by charge conjugation invariance and one photon decay would violate the energy momentum conservation. Hence, the channel with three photons in the final state is the dominant decay mode for the orthopositronium and one can restrict the analysis to this channel at the 10 ppm level of accuracy.

We will focus our attention to the analysis of orthopositronium decay width.

Despite of the fact that different precision measurements and theoretical computations of this quantity have been performed in the past years, there is still a certain indetermination in the results and one cannot exclude a possible discrepancy between

[†]Extended version of the talk given at the International Workshop "HADRONIC ATOMS AND POSITRONIUM IN THE STANDARD MODEL" , DUBNA, 26-31 MAY 1998

theory and experiment. This discrepancy could eventually indicate also a problem in the formalism used to study this electromagnetic bound state system.

The more precise experimental determinations of orthopositronium decay rate, obtained by the Michigan University group [1, 2], are the following:

$$\lambda_{O_{ps}}^{exp} = 7.0514 \pm 0.0014 \mu s^{-1} ; \lambda_{O_{ps}}^{exp} = 7.0482 \pm 0.0016 \mu s^{-1} . \quad (1)$$

The first measurement was performed by stopping in a gas the positrons produced by the β decay of a radioactive source, in such a way to produce positronium, and looking at the annihilation γ rays produced by the O-ps decay. The spectrum obtained was then fitted to an exponential function, taking care to begin the fit at a late enough time, so that the perturbed singlet component was not present anymore. Finally, the values of λ obtained at different gas densities were extrapolated linearly to zero density. In the second Michigan experiment [2], instead, a different technique was used and orthopositronium was produced in evacuated MgO-lined cavities.

A more recent Japanese experiment [3] found a quite different value

$$\lambda_{O_{ps}}^{exp} = 7.0398 \pm 0.0025 \pm 0.0015 \mu s^{-1} , \quad (2)$$

where the first error is statistical and the second systematic.

There had been also other measurements of the decay width (we can remember in particular the value $\lambda_{O_{ps}}^{exp} = 7.031 \pm 0.007 \mu s^{-1}$ obtained by the Mainz experiment [4] using an evacuated aluminum cavity), but they were all characterized by higher values of the error.

The theoretical expression for the orthopositronium decay rate, in the approximation of considering only the decay into three photons, can be written in the form [†]

$$\lambda_{O_{ps}}^{th} = \lambda_0 \left[1 + A \frac{\alpha}{\pi} - \frac{1}{3} \alpha^2 \ln \frac{1}{\alpha} + B \left(\frac{\alpha}{\pi} \right)^2 - \frac{3}{2} \frac{\alpha^3}{\pi} \ln^2 \frac{1}{\alpha} + O((\alpha/\pi)^3) \right] , \quad (3)$$

where the lowest order decay rate λ_0 , first obtained by Ore and Powell [5], is given by

$$\lambda_0 = \alpha^6 \frac{mc^2}{\hbar} \frac{2(\pi^2 - 9)}{9\pi} = 7.211169 \pm 0.000004 \mu s^{-1} . \quad (4)$$

The coefficient A has been computed by many authors [6, 7, 8, 9] and its most accurate determination $A = -10.286606 \pm 0.000010$ has been found in [9]. The constants $\frac{-1}{3}$ and $\frac{-3}{2\pi}$ of the logarithmic terms have been found respectively in [7, 8, 10] and [11]. Using these known results, one gets:

$$\lambda_{O_{ps}}^{th} = 7.038204 \pm 0.000010 \mu s^{-1} + \lambda_0 \left[B \left(\frac{\alpha}{\pi} \right)^2 + O \left(\frac{\alpha}{\pi} \right)^3 \right] . \quad (5)$$

We can see from the last expression that there could be a discrepancy between the theoretical and the experimental results. In fact, putting $B = 0$ in eq. (5), we obtain a

[†]Here we are adopting the convention to collect an explicit power of $(\frac{\alpha}{\pi})^n$ in front of the contribution of order n to the decay width, to be consistent with what is usually done in literature. We would like, however, to stress that this convention, justified by the fact that this is the usual natural scale of the relativistic corrections, can be misleading. In fact, in this way, the coefficients of the higher order radiative corrections appear unnaturally big.

theoretical value at $O(\alpha)$, with the inclusion of logarithmic terms up to $O(\alpha^3 \ln^2 \alpha)$, which differs by the experimental results of the Michigan group [2, 1] by 6.2σ and 9.4σ . To reproduce these results one should have a value of the coefficient $B \simeq 250$, that would be unnaturally big. On the other hand, $B \simeq 40$ would be enough to reproduce the result of the Japanese experiment [3]. Hence, up to now, one cannot discriminate whether the so called ‘‘orthopositronium decay width puzzle’’ is a theoretical or an experimental problem. It is clear, in any case, that a complete $O(\alpha^2)$ calculation is needed.

Some second order contributions to the decay rate have been already computed by many authors, but some other still need to be evaluated.

Here we focus our attention on some second order annihilation type radiative corrections that have recently been computed in [12].

2. Analysis of the bound states in quantum field theory

The study of a bound state like positronium is a complex problem that can be faced only using difficult techniques of quantum field theory and making some appropriate approximations [13].

The first simplification of the problem can be obtained considering positronium as a two body system. The development of a consistent relativistic two body formalism for bound state calculations is mainly due to the works of Schwinger [14] and Bethe and Salpeter [15].

To study the bound states of a two body system, we have, essentially, to look for the poles of a four point Green function, that, for fermions, is defined in the usual quantum field theory way as [†]:

$$G(x_1, x_2, x_3, x_4) = \langle 0|T(\psi(x_1)\psi(x_2)\bar{\psi}(x_3)\bar{\psi}(x_4))|0\rangle. \quad (6)$$

This Green function must obey the Bethe-Salpeter equation

$$G(x_1, x_2, x_3, x_4) = S_F^{(1)}(x_1, x_3) S_F^{(2)}(x_2, x_4) + \int dx_5 dx_6 dx_7 dx_8 S_F^{(1)}(x_1, x_5) S_F^{(2)}(x_2, x_6) \times K(x_5, x_6, x_7, x_8) G(x_7, x_8, x_3, x_4) \quad (7)$$

^{††} where S_F is the Feynman propagator.

This equation can also be represented graphically, like in fig. 1 .

In eq. (7) we have denoted by K the sum of all the two particle irreducible graphs, that is usually called the Bethe-Salpeter kernel.

One can use the translational invariance properties of the system and express the Fourier transformed Green function in terms of only three variables:

$$\int dx_1 dx_2 dx_3 dx_4 \exp[i(p_1 x_1 + p_2 x_2 - p_3 x_3 - p_4 x_4)] \times G(x_1, x_2, x_3, x_4) = (2\pi)^4 \delta^{(4)}(p_1 + p_2 - p_3 - p_4) G(p, q, P) \quad , \quad (8)$$

[†]Here we are using, for simplicity reasons, a two particle formalism, instead of a particle-antiparticle one. In the specific case of positronium, one should of course charge conjugate one of the particles of our system.

^{††}Notice that, to simplify the notation, here and in the following we are denoting by dx the four dimensional integral d^4x

where

$$p = \frac{1}{2}(p_1 - p_2); q = \frac{1}{2}(p_3 - p_4); P = p_1 + p_2 = p_3 + p_4. \quad (9)$$

The next step is the introduction of the two-particle (two-antiparticle) physical states $|i, P\rangle^\pm$ of mass M_i and four momentum $P_i = (E_i, \vec{P})$, $E_i = \sqrt{\vec{P}^2 + M_i^2}$.

Using these states, we can define the Bethe-Salpeter wave functions in the following way:

$$\begin{aligned} \chi_{i,P}^\pm(p) &= \int d(x_1 - x_2) e^{ip \cdot (x_1 - x_2)} \langle 0 | T(\psi^{(1)}(x_1) \psi^{(2)}(x_2)) |i, P\rangle^\pm e^{iP_i \cdot \frac{1}{2}(x_1 + x_2)} \\ \bar{\chi}_{i,P}^\pm(p) &= \int d(x_3 - x_4) e^{-iq \cdot (x_3 - x_4)} \langle i, P | T(\bar{\psi}^{(1)}(x_3) \bar{\psi}^{(2)}(x_4)) |0\rangle e^{-iP_i \cdot \frac{1}{2}(x_3 + x_4)} \end{aligned} \quad (10)$$

One can show that the Green function $G(p, q, P)$ can be written as a sum containing the Bethe-Salpeter wave functions χ^\pm and $\bar{\chi}^\pm$ and this sum has some discrete singularities for specific values of P (for which $P_0 = \pm\sqrt{\vec{P}^2 + M_i^2}$).

Using Bethe-Salpeter equation, we get an equation for the residua of the poles of the Green function, that gives:

$$\chi_{i,P}^\pm(p) = S_F\left(\frac{1}{2}P + p\right) S_F\left(\frac{1}{2}P - p\right) \int \frac{d^4s}{(2\pi)^4} K(p, s, P) \chi_{i,P}^\pm(s). \quad (11)$$

The values of P giving non trivial solutions of eq. (11) are the energy-momenta of the bound states coupled to the two particle-antiparticle states.

One usually looks for perturbative solutions of this equation, by writing the kernel K as the sum of a piece K_0 , whose solution is known, and a remainder ΔK .

We can also take advantage of the fact that a QED bound state, like positronium, can be formed only if the relative momentum of the e^+e^- pair is small, since the binding force is weak. The expectation value of the relative momentum in the bound state is of the order $p \simeq \alpha m$, where m is the mass of the electron. Hence we are allowed to make a non relativistic approximation and to distinguish a ‘‘large component’’ from a small one in the solution ψ of Dirac equation:

$$\Psi = \begin{pmatrix} \chi \\ \frac{\vec{p} \cdot \vec{\sigma}}{p_0 + m} \chi \end{pmatrix}. \quad (12)$$

The first order Bethe-Salpeter kernel contains in our case the product of a photon propagator $D_{\mu\nu}$ times two Dirac gamma matrices γ_μ and γ_ν and the only term of this product connecting the large-large components is the term $D_{00}\gamma_0\gamma_0$. Hence, working in the Coulomb gauge, we can choose the following expression for the unperturbed kernel of the Bethe-Salpeter equation:

$$K_0(\vec{p}', \vec{p}) = \frac{4\pi\alpha i}{(\vec{p}' - \vec{p})^2} \gamma_0 \times \gamma_0. \quad (13)$$

In this way, we get for the large-large components the well known Schrödinger equation with a coulombic potential. The lowest order expression of the ground state wavefunction for the orthopositronium can, therefore, be written as

$$\Psi(p) = 2\pi \sqrt{2m} \delta(p_0) \phi(\vec{p}) \begin{bmatrix} 0 & \vec{\sigma} \cdot \vec{\epsilon}_m \\ 0 & 0 \end{bmatrix} \quad (14)$$

where

$$\phi(\vec{p}) = \phi_0 \frac{8\pi\gamma}{(\vec{p}^2 + \gamma^2)^2}; \quad \phi_0 = \sqrt{\frac{\gamma^3}{\pi}}; \quad \gamma = \frac{m\alpha}{2}. \quad (15)$$

This is the expression that we will use to compute the orthopositronium decay rate.

3. The orthopositronium decay width

At lowest order, the orthopositronium decay width can be obtained simply considering the diagram of fig. 2.

We can easily see that it is given by

$$\Gamma = \frac{1}{2M} \int \frac{d^3k_1}{2\omega_1} \frac{d^3k_2}{(2\pi)^3} \frac{d^3k_3}{2\omega_2} \frac{d^3k_3}{(2\pi)^3} (2\pi)^4 \delta^{(4)}(P - k_1 - k_2 - k_3) \sum_{\varepsilon_1, \varepsilon_2, \varepsilon_3} \frac{1}{3} \sum_{\varepsilon_m} \frac{1}{3!} |\mathcal{M}_0|^2, \quad (16)$$

where M is the orthopositronium mass, $P \equiv (M, 0, 0, 0) \simeq (2m, 0, 0, 0)$ the rest-frame orthopositronium energy-momentum vector and $\omega_i \equiv k_i^0 = |\vec{k}_i|$ the energies of the final state photons. In eq. (16) we have denoted by ε_i and ε_m , respectively, the polarization states of the final photons and of positronium and with \mathcal{M}_0 the matrix element for the graph of fig. 2.

One recovers, in this way, the well known lowest order value for the decay width, already found in [5] (see eq. (4)).

At the next order of perturbation theory, we must take into account different classes of diagrams, like self-energy and vertex corrections and the radiative corrections given by the two graphs of fig. 3, usually denoted as annihilation and binding diagrams.

The last one is particularly important for many reasons. In fact one can easily show that the matrix element \mathcal{M}_B for this graph can be written in the form

$$\mathcal{M}_B = \mathcal{M}_0 \left(1 - 3 \frac{\alpha}{\pi} \right), \quad (17)$$

where \mathcal{M}_0 is the matrix element of the lowest order graph of fig. 2.

Hence, it seems that this diagram gives contribution to the decay width, not only at order α , but also at order zero. This unusual fact can be explained considering that, when we add an additional binding photon to the original lowest order diagram of fig. 2, we are considering also the possibility that this binding photon is a coulombic one. On the other hand, in the determination of the positronium wave function one has already taken into account the exchange of any number of coulombic photons between the electron and the positron lines. It is, therefore, clear that one must subtract from the contribution of the last graph of fig. 3 the part corresponding to the exchange of a Coulomb photon and this correspond to subtract the term of order zero from the expression of eq. (17). In this way, one gets the following result for the matrix element of the “subtracted binding diagram” $\frac{\alpha}{\pi} \mathcal{M}'_B$ [¶]:

[¶]Note that here and in the rest of the paper we write explicitly in the formulas the powers of α/π appearing in all the amplitudes; on the contrary, we omit them in the text, with the exception of this line. Note also that we will not write any power of α/π for the two unsubtracted amplitudes M_B and M_{AB} , since they contain terms of different order in α/π .

$$\frac{\alpha}{\pi} \mathcal{M}'_B = -3 \frac{\alpha}{\pi} \mathcal{M}_0. \quad (18)$$

The binding diagram is particularly important also because it gives a contribution to the decay rate, which is bigger than the 90% of the total $O(\alpha)$ radiative corrections [8]. The annihilation diagram gives a contribution [16] that has the same sign of the binding contribution, but is, anyway, smaller than 10% of the total $O(\alpha)$ correction. The sum of all the vertex corrections has the same order of magnitude and the opposite sign, and the self energy correction is even smaller [8, 17].

As already said, we must consider also the second order radiative corrections, some of which have been already computed.

A first relevant contribution of this order, first evaluated in [18] and recently updated in [9], is given by the sum of the squares of all the first order amplitudes. They give a contribution equal to 28.860 ± 0.002 to the coefficient B of eq. (3).

A second contribution [19] to B , equal to 9.0074 ± 0.0009 , comes from the radiative corrections to the light-light scattering block. The inclusion of the vacuum polarization corrections to the first order graphs enhances the value of the coefficient B of 0.964960 ± 0.000004 as proved in [20].

Considering the decay channel into five photons, one gets [21] an additional contribution to B equal to 0.187 ± 0.011 .

The very important second order relativistic corrections have been studied by different authors. Khriplovich and Milstein [22] have found a big contribution to the coefficient B , equal to 46 ± 3 , in agreement with the result of Faustov et al.[23]. Quite a different result have been found with a different approach, in the second paper of [11], by Labelle et al., that, using the so called “Non Relativistic Quantum Electrodynamics” have got for this contribution the value 24.6.

Generally speaking, we can write the matrix element for the sum of all the diagrams contributing up to $O(\alpha^2)$ in the following way:

$$\mathcal{M} = \mathcal{M}_0 + \frac{\alpha}{\pi} (\mathcal{M}'_B + \mathcal{M}_A + \mathcal{M}_1) + \left(\frac{\alpha}{\pi}\right)^2 (\mathcal{M}'_{AB} + \mathcal{M}_{AR} + \mathcal{M}_2) + O(\alpha^3), \quad (19)$$

where M_1 represents the sum of all the first order amplitudes with the exceptions of the first order annihilation diagram, denoted by M_A , and the subtracted binding amplitude, M'_B . The second order annihilation type corrections are given by the subtracted binding diagram, M'_{AB} (fig. 4(A)) and the radiative corrections to the light-light scattering block, M_{AR} (an example of which is given in fig. 4(B)); M_2 denotes the remaining (non-annihilation type) second order amplitudes.

We have seen that the contribution coming from the first order binding diagram, represents more than 90% of the first order radiative corrections; hence it seems reasonable to look at second order corrections obtained by graphs containing some additional binding photon.

In a recent paper [12], we have examined the contribution to the decay width coming from the interference between the subtracted annihilation binding graph represented in fig. 4(A) and the zero order diagram. In the same paper we have also considered the square of the first order annihilation amplitude \mathcal{M}_A , contributing at $O(\alpha^2)$ to the decay rate, and we have verified the existence of a logarithmically enhanced contribution arising from the radiative correction to the light-light scattering block depicted in fig. 4(B).

Let's recall briefly how one can evaluate these different contributions (for more details look at [12]).

The matrix element of the annihilation binding diagram can be written as (see fig. 4(A)):

$$\mathcal{M}_{AB}^{(m,\lambda)} = -\frac{i}{4m^2} T_\rho^{(m)} G^{(\varepsilon)\rho}. \quad (20)$$

In the previous formula the tetravector $G^{(\varepsilon)\rho}$ describes the transition of the heavy photon to the three real ones and we have denoted with $\varepsilon \equiv (\varepsilon_1, \varepsilon_2, \varepsilon_3)$ the set of the three polarizations of these photons ($\varepsilon_i = \pm 1$). The symbol $T_\rho^{(m)}$ represents the $O(\alpha)$ correction to the annihilation current 4-vector of the positronium in the polarization state ε_m .

One can easily see that $T_\rho^{(m)}$ contains a double integral, over the variables p and k , a trace of γ matrices, including also the orthopositronium wave function $\Psi^{(m)}(p)$, and one photon propagator that we can write as $-\frac{i \Delta_{\mu\nu}(k-p)}{(k-p)^2}$.

The $\Delta_{\mu\nu}$ tensor depends on the gauge we use. The choice of the gauge is subtle when dealing with bound state problems. It has been discussed elsewhere (see for instance the last paper of [7]) that the Coulomb gauge is the most natural for calculations in positronium. However, covariant gauges are simpler for computing radiative corrections, and, among them, the Fried–Yennie (FY) gauge [24] is the most convenient, due to its good infrared behaviour. We have computed $T_\rho^{(m)}$ both in the FY gauge and in the Coulomb gauge. As expected, the result is the same in both cases, and no gauge correction term must be added when using the FY gauge.

Let's report the basic steps of the calculation in the FY gauge, for the analogous computation in the Coulomb gauge we refer the interested reader to [12].

In the FY gauge we have $\Delta_{\mu\nu} = g_{\mu\nu} + 2\frac{k_\mu k_\nu}{k^2}$. To perform the computation in this gauge, we have splitted the trace entering $T_\rho^{(m)}$ into two pieces, one remaining non-singular at $k = 0$ and another one containing the contribution of the coulombic photon. Formally we have used the following equality:

$$\text{Tr}_{\mu\nu\rho}(k) = \text{Tr}_{\mu\nu\rho}(0) + (\text{Tr}_{\mu\nu\rho}(k) - \text{Tr}_{\mu\nu\rho}(0)). \quad (21)$$

The first term gives a contribution to the matrix element proportional to the $O(\alpha)$ annihilation amplitude $\frac{\alpha}{\pi}\mathcal{M}_A$

$$\mathcal{M}_{AB,1} = \frac{\alpha}{\pi}\mathcal{M}_A \left(1 - 3\frac{\alpha}{\pi}\right). \quad (22)$$

The second term of eq. (21) is infrared finite and we can safely put $p = 0$ in the loop integral, introducing an error of order $O(\alpha^2)$. The ultraviolet divergence introduced by this second term can be regulated either with dimensional regularization or with the use of a cut-off.

One must also add the contribution of the “annihilation vertex” counterterm, that cancels the divergence coming from the term $(\text{Tr}_{\mu\nu\rho}(k) - \text{Tr}_{\mu\nu\rho}(0))$ as explicitly proved in [12]. The sum of the contributions of the second term in eq. (21) and of the counterterm gives: $\mathcal{M}_{AB,2} = +\frac{\alpha}{\pi}\frac{\alpha}{\pi}\mathcal{M}_A$.

Hence we have found the following expression for the unsubtracted annihilation binding diagram in the FY gauge:

$$\mathcal{M}_{AB} = \left(1 - 2\frac{\alpha}{\pi}\right)\frac{\alpha}{\pi}\mathcal{M}_A. \quad (23)$$

We must subtract the lowest order contribution $\frac{\alpha}{\pi}\mathcal{M}_A$ corresponding to the exchange of a coulombic binding photon (as explained in the case of the $O(\alpha)$ binding correction) and consider the interference of this subtracted annihilation binding diagram with the zero order graph. In this way we have got the following $O(\alpha^2)$ contribution to the orthopositronium decay width:

$$\Gamma'_{AB} = -2\frac{\alpha}{\pi}\Gamma_A = 1.6281 \left(\frac{\alpha}{\pi}\right)^2 \Gamma_0, \quad (24)$$

where in the last equation we have used the numerically improved value of the lowest order annihilation width, that can be found in the first paper of [20]: $\Gamma_A = -0.81406 (\alpha/\pi) \Gamma_0$. This result is in very good agreement with the estimate, based on factorization arguments, of this correction, that was made by Karshenbõim in [25].

In [12] we have computed also the contribution to the decay width coming from the square of the order $O(\alpha)$ annihilation amplitude (see fig. 3(A)). This square contains the integral over the phase space of the final photons of the product of two tensors $G_\rho^{\varepsilon_1, \varepsilon_2, \varepsilon_3}$.

To evaluate this quantity we have used the following relations (that can be found in [26] and in [27])

$$\int \frac{d^3k_1 d^3k_2 d^3k_3}{\omega_1 \omega_2 \omega_3} \delta^{(4)}(P - k_1 - k_2 - k_3) = 8 \pi^2 m^2 \int d\nu_1 d\nu_2 d\nu_3 \delta(2 - \nu_1 - \nu_2 - \nu_3) \quad (25)$$

and

$$-\sum_\varepsilon G_\rho^{(\varepsilon)} G^{(\varepsilon)\rho} = 2^6 \alpha^4 [R(234) + R(324) + R(423)], \quad (26)$$

where $\nu_i = \frac{\omega_i}{m} = \frac{|\vec{k}_i|}{m}$ and R are complicated functions of ν_i computed in [27] and reported in [12].

Using eq. (25) and eq. (26) we reduced the evaluation of the square of the annihilation amplitude to the calculation of a numerical integral. We have got the following numerical result:

$$\Gamma_{A^2} = (0.17021 \pm 0.00010) \left(\frac{\alpha}{\pi}\right)^2 \Gamma_0. \quad (27)$$

Let's notice that this result, like the annihilation-binding contribution of eq. (24) (and differently from the lowest order annihilation contribution of $O(\alpha)$) has the right sign to reduce the eventual discrepancy between theory and experiment. Nevertheless, the absolute value of these corrections to the decay width is quite small and they are manifestly far from solving this discrepancy. If the ‘‘orthopositronium problem’’ has to be solved by this kind of perturbation theory, larger contributions must be searched in other classes of diagrams.

Finally, let's remember that in [12] we have also considered the radiative correction to the light-light scattering block given by the graph of fig. 4(B). It generates a logarithmically enhanced term that gives a contribution to the decay width proportional to $\alpha^2 \ln(\alpha)\Gamma_0$.

To recover this result one can consider that there are two regions of the loop momenta space giving the main contribution: one corresponding to $l, k \sim m$ and another one with fermion momenta almost on mass-shell, that is with $l, k \sim \alpha m$. The logarithmic term is produced in this second region. In the analysis of this region one can put almost everywhere in the integral k and l to zero. The integral over l would be ultraviolet

divergent, but, according to the considerations we have just made, we can introduce the ultraviolet cutoff m , and get the correct infrared logarithmic term. We have found a contribution to the decay width that can be written as

$$\Delta\Gamma_{AR} = -\alpha^2 \ln \frac{1}{\alpha} \Gamma_0, \quad (28)$$

in agreement with the results of [19], where the all set of these radiative corrections has been computed, and with the ones of [10] and of the first paper of [7].

Acknowledgments

I would like to thank all the other authors of the paper [12], from which I have taken many of the new results reported here and in particular V. Laliena. I am really grateful to him for many discussions that have been essential also for the preparation of this talk. I am also indebted to P. Labelle for the very useful information and suggestions that he gave me. It's a pleasure for me to thank all the organizers of the conference "Hadronic Atoms and Positronium in the Standard Model", and in particular A. Rusetsky, for the kind hospitality and for the unique human and scientific opportunity they provided us. Finally I would like to thank I.B. Khriplovich, S.G. Karshenböim and A.S. Yelkhovskii for very useful discussions.

References

1. C.I. Westbrook, D.W. Gidley, R.S. Conti and A. Rich, *Phys. Rev. Lett.* **58** (1987) 1322; (Erratum *ibid* p. 2153); *Phys. Rev.* **A40** (1989) 5489.
2. J.S. Nico, D.W. Gidley, A. Rich and P.W. Zitzewitz, *Phys. Rev. Lett.* **65** (1990) 1344.
3. S. Asai, S. Orito and N. Shinohara, *Phys. Lett.* **B357** (1995) 475.
4. P. Asbach, G. Hilbert, E. Klempt and G. Werth, *Nuovo Cimento* **97A** (1987) 419.
5. A. Ore and J.L. Powell, *Phys. Rev.* **75** (1949) 1696.
6. W.E. Caswell, G.P. Lepage and J. Sapirstein, *Phys. Rev. Lett.* **38** (1977) 488.
7. W.E. Caswell, G.P. Lepage, *Phys. Rev.* **A20** (1979) 36;
G.S. Adkins, *Ann. Phys. (N.Y.)* **146** (1983) 78.
8. G.S. Adkins, A.A. Salahuddin and K.E. Schalm, *Phys. Rev.* **A45** (1992) 7774.
9. G.S. Adkins, *Phys. Rev. Lett.* **76** (1996) 4903.
10. I.B. Khriplovich and A.S. Yelkhovskii, *Phys. Lett.* **B246** (1990) 520.
11. S.G. Karshenböim, *Zh. Eksp. Teor. Fiz.* **103** (1993) 1105 [*JETP* **76** (1993) 541];
P. Labelle, G.P. Lepage and U. Magnea, *Phys. Rev. Lett.* **72** (1994) 2006.
12. V. Antonelli, V. Ivanchenko, E. Kuraev and V. Laliena, hep-ph/9706523, accepted for publication will appear on *Eur. Phys. Jour.* **C** cod. DOI 10.1007/s100529800864 .
13. For a review on this subject see, for instance:
G.T. Bodwin and D.R. Yennie, *Physics Reports* (Section C of *Phys. Lett.*) **43 N.6** (1978) 267.
14. J. Schwinger, *Proc. Nat. Acad. Sci.* **US 37** (1951) 452.
15. E.E. Salpeter and H.A. Bethe, *Phys. Rev.* **84** (1951) 1232.

16. The most accurate determination of the $O(\alpha)$ annihilation contribution can be found in [8]. This contribution had been already studied, with increasing values of the magnitude and decreasing quoted uncertainty, in the the following papers:
M.A. Stroschio and J.M. Holt, *Phys. Rev.* **A10** (1974) 749;
P. Pascual and E. de Rafael, *Lett. Nuovo Cimento* **IV** (1970) 1144;
W.E. Caswell, G.P. Lepage and J. Sapirstein, *Phys. Rev. Lett.* **38** (1977) 488;
G.S. Adkins, *Ann. Phys. (N.Y.)* **146** (1983) 78.
17. G.S. Adkins, A.A. Salahuddin and K.E. Schalm, *Phys. Rev.* **A45** (1992) 3333.
18. A.P. Burichenko, *Yad. Fiz.* **56** (1993) 123 [*Phys. At. Nucl.* **56** (5) (1993) 640].
19. G.S. Adkins and M. Lymberopoulos, *Phys. Rev* **A51** (1995) 2908.
20. G.S. Adkins and Y. Shiferaw, *Phys. Rev.* **A52** (1995) 2442;
A.P. Burichenko and D. Yu. Ivanov, *Yad. Fiz.* **58** (1995) 898 [*Phys. At. Nucl.* **58** (1995) 832].
21. G.S. Adkins and F.R. Brown, *Phys. Rev.* **A28** (1983) 1164;
G.P. Lepage, P.B. Mackenzie, K.H. Streng and P.M. Zerwas, *Phys. Rev.* **A28** (1983) 3090.
22. I.B. Khriplovich and A.I. Milstein, hep-ph/9607374 and BINP 96-49;
I.B. Khriplovich and A.I. Milstein, *Zh. Eksp. Teor. Fiz.* **106** (1994) 689. [*Sov. Phys. JETP* **79** (1994) 379.]
23. R.N. Faustov, A.P. Martynenko and V.A. Saleev, *Phys. Rev.* **A51** (1995) 4520.
24. H.M. Fried and D.R. Yennie, *Phys. Rev* **112** (1958) 1391.
25. S.G. Karshenböim, *Yad. Fiz.* **56** (1993) 155 [*Phys. At. Nucl.* **56** (12) (1993) 1710].
26. V.N. Baier, V.S. Fadin and E.A. Kuraev, *Sov. J. Nucl. Phys.* **31** (1980) 364.
27. V. Costantini, B. de Tollis and G. Pistoni, *Nuovo Cimento* **2A** (1971) 733.

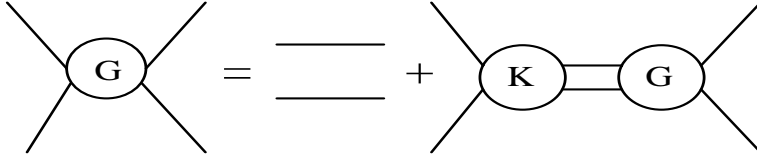


Figure 1: Graphical representation of the Bethe-Salpeter equation. See the text for the meaning of the symbols.

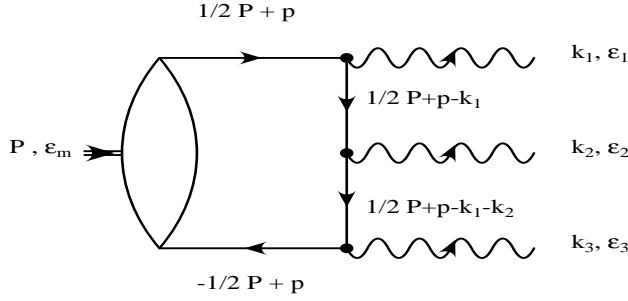


Figure 2: Graph determining the orthopositronium decay width at lowest order.

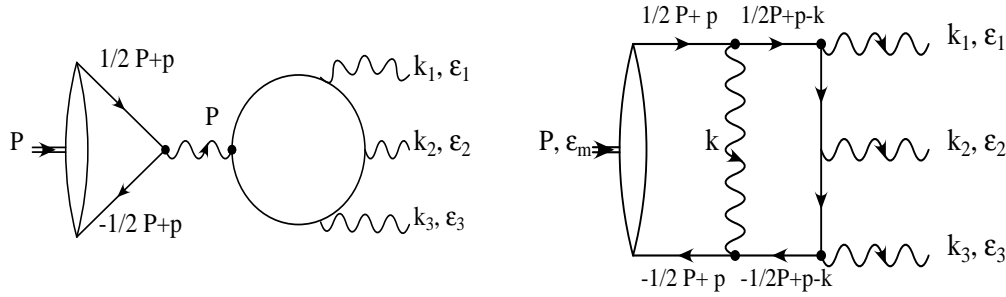


Figure 3: Two different corrections of $O(\alpha)$: the annihilation graph and the binding diagram.

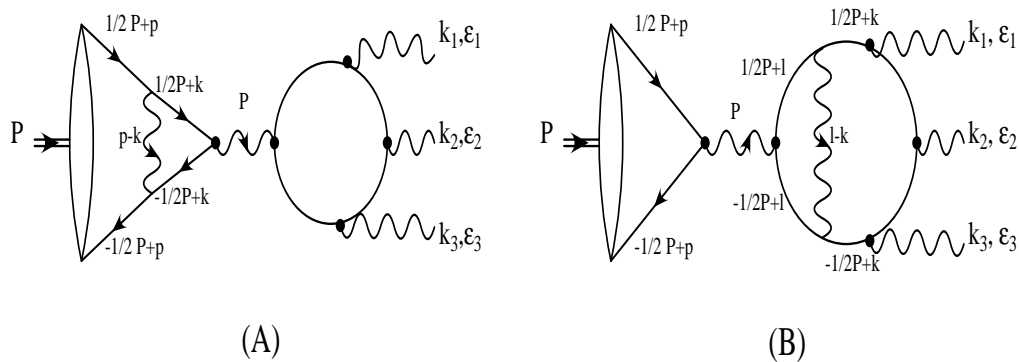


Figure 4: Two different kinds of corrections to the annihilation graph. (A) is the vertex correction, (B) represents the insertion of a photon into the light-light scattering block, which generates a logarithmically enhanced contribution. The direction of the fermions in the final loops is clockwise for all the two diagrams.