

# Locality and Translations in Braided Ribbon Networks

Jonathan Hackett\*

Perimeter Institute for Theoretical Physics,  
31 Caroline St. N., Waterloo, Ontario N2L 2Y5 , Canada, and  
Department of Physics, University of Waterloo,  
Waterloo, Ontario N2L 3G1, Canada

October 31, 2021

## Abstract

An overview of microlocality in braided ribbon networks is presented. Following this, a series of definitions are presented to explore the concept of microlocality and the topology of ribbon networks. Isolated substructure of ribbon networks are introduced, and a theorem is proven that allows them to be relocated. This is followed by a demonstration of microlocal translations. Additionally, an investigation into macrolocality and the implications of invariants in braided ribbon networks are presented.

## 1 Introduction

In the last century, there have been repeated discoveries of underlying structure. Moving from macroscopic objects, to atoms, to components of the nuclei, to quarks, it has been demonstrated repeatedly that the differences between supposedly fundamental particles are, in fact, merely consequences of the composite structure of underlying reality. It only seems a natural progression that such an approach of looking for underlying structure be used to explain the particles of the standard model. Attempts towards this end, dubbed preon models, met with many obstacles, but still there was something deeper that presented itself as a difficulty.[1, 2, 3, 4, 5] The difficulty is that, as such a process does not have an end, we can continue to suppose that below the currently understood structure is another set of *more* fundamental particles. This idea quickly becomes unappealing at a philosophical level, or even a practical level, as the question then becomes “What could make it end?”. The idea that the preons would be as fundamental as possible, such as those in [6], provides a way of achieving the desired end. One way to achieve this end is to suggest that the preons be composed of structure within space-time. This suggestion gains further appeal by its convergence with recent approaches to quantum gravity.

---

\*Email address: [jhackett@perimeterinstitute.ca](mailto:jhackett@perimeterinstitute.ca)

Such a preon model was recently proposed in [6] and then extended to the idea of quantum gravity in [7]. The idea of having a composite model of particle physics that is based upon topology in quantum gravity is appealing. The most obvious basis for its appeal is that such a theory may be viewed as progress towards a grand unified theory.

I shall investigate some features of this model and the topology of the structures that it introduces. Based on this I will discuss the evolution algebra of this theory, and demonstrate that translations of the large scale structures are a feature of the theory.

## 2 Braided Ribbon Networks

The theory of braided ribbon networks [7] is concerned with two-dimensional surfaces in a compact 3-manifold. These surfaces are composed of the unions of ‘trinions’ - intersections of three ‘ribbons’ - and are scored to divide the surface into clearly demarcated trinions (fig.1).




Figure 1: Two trinions with a scored ribbon

We allow the ribbons to be braided through the punctures in the surface, and we also allow the ribbons to be twisted by multiples of  $2\pi$  (fig.2). This network evolves under  $\mathcal{A}_{evol}$ , the algebra generated by the elements  $A_1$ ,  $A_2$  and  $A_3$  (fig.3). By viewing the trinions as nodes, we can consider the manifolds to be graphs. The theory is then similar to loop quantum gravity in its structure, though with some additional allowances for the labelings of the graph. We also note that a graph can be changed to a ribbon graph by ‘framing’ the edges of the graph: turning the one-dimensional edges into two-dimensional surfaces.

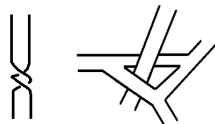


Figure 2: Twists and Braidings

The reduced link of a graph is taken by treating each edge of the ribbons

to be a strand and then excluding unlinked unknotted strands. A subsystem is then defined as a section of the graph where its reduced link does not intersect the rest of the graph.

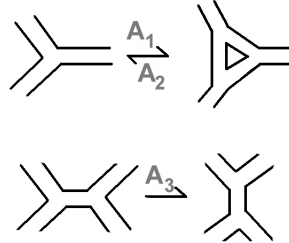


Figure 3: Generators of  $\mathcal{A}_{evol}$

The first generation of the standard model is then proposed to be generated by placing  $2\pi$  twists on the strands of the two crossing capped braid of three ribbons (fig.4), subject to the restrictions that all the twistings on a braid must be in the same direction.

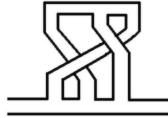


Figure 4: Proposed form of the first generation

### 3 Topology

In order to properly discuss the idea of a translation we must first discuss the topology with respect to which the translations shall occur. Ribbon networks present difficulties in this regard as there are several distinct classes of topologies. We begin by considering the topology inherent in the idea of neighbours from a graph theory perspective.

#### *The Microlocal Metric Space*

Consider a ribbon graph  $\Gamma$  consisting of  $N$  nodes and  $M$  ribbons having some braiding and twisting content. We construct a new metrical space  $\tilde{\Gamma}$  as follows: let  $X$  be the set of trinions within the ribbon graph. We shall take each  $x$  within  $X$  as a node in a pseudograph, and construct edges for this pseudograph in the natural way: by making an edge between two nodes if their respective trinions share a scored ribbon. This is the reverse of the framing process that can be used to construct a ribbon network.

### ***The Microlocal Distance Function***

Considering the set of all possible paths between two nodes on the pseudograph, the distance between the nodes is the minimum number of edges in any such path. This satisfies the four requirements for a distance function: that it is positive for any choice of two nodes, that it is strictly positive for any two non-identical nodes, that it is reflexive and that it satisfies the triangle inequality. This metric is equivalent to the standard metric of graph theory.

Thus, the set  $X$  of nodes, along with the microlocal distance function, create a metric space and, therefore, have a standard topology  $\mathcal{T}_1$  defined by the open balls given by the microlocal distance function on  $X$ .  $\mathcal{T}_1$  is thus the induced graph topology of the graph  $\Gamma$ .

The microlocal topology surprisingly contains very little information about the structure of the ribbon network. We should therefore consider topologies that contain information about the braidings and twists of the ribbons.

### ***Ribbon Topology***

The *Ribbon Topology* is defined to be the topology corresponding to taking the ribbon network as a bounded two dimensional surface with a Euclidean metric. The Euclidean metric, together with the bounded space of the ribbons, then becomes a metric space. Again, the open balls generate the topology  $\mathcal{T}_2$ . In contrast to  $\mathcal{T}_1$ ,  $\mathcal{T}_2$  is able to differentiate between graphs like those in figure 5.




Figure 5: Networks that can be differentiated by  $\mathcal{T}_2$

### ***Braided Ribbon Topology***

The *Braided Ribbon Topology* is defined to be any topology of the ribbon network that includes the braiding and the twisting of the ribbons. We shall call this topology  $\mathcal{T}_3$ . As the twisting is ‘invisible’ to anything living directly on the ribbons, this topology has to appeal to the higher space that the structure is embedded within.  $\mathcal{T}_3$  would then be able to differentiate between graphs like those in figure 6. In the same way that we have referred to the ‘microlocal’ character of objects, we shall refer to the ‘braidedlocal’ character of objects.

If we consider  $\mathcal{T}_1$ ,  $\mathcal{T}_2$  and  $\mathcal{T}_3$  to be topologies on the original network  $\Gamma$ , we can see that each successive topology is finer than the last, with  $\mathcal{T}_3$  being the finest.



Figure 6: Networks that can be differentiated by  $\mathcal{T}_3$

## 4 $\mathcal{A}_{evol}$ and Microlocal Translations

We shall now demonstrate that there are indeed translations of braidedlocal structures with respect to the microlocal distance function. Also, we shall demonstrate that even when using a more general notion of microlocal distance we can nonetheless demonstrate situations where braidedlocal structures have undergone a translation. These translations are generated by  $\mathcal{A}_{evol}$ .

We shall first introduce a series of definitions and then prove a result using them.

### *Ribbon Connected*

Two nodes  $a$  and  $b$  are *Ribbon Connected* if there exists a sequence of  $N + 1$  nodes  $x_n$  such that  $x_1 = a$ ,  $x_{N+1} = b$  and for each  $n$  the trinion with node  $x_n$  and the trinion with node  $x_{n+1}$  share a scored ribbon. This is equivalent to the nodes being connected in the graph  $\tilde{\Gamma}$ .

### *Connected Ribbon Network*

A *Connected Ribbon Network* is a set of nodes  $X$ , such that all nodes in  $X$  are ribbon connected to all other nodes in  $X$ .

### *Edge Segments*

Consider the edges of a ribbon graph as a metric space  $E$  onto itself. This space is essentially a collection of 1-d spaces which can be mapped to the unit circle with the distance between two points being the minimum angle between the points on the unit circle. An *Edge Segment* is then any connected subset of  $E$  with a non-empty interior. We consider only sets of non-empty interior to avoid singleton sets that can produce difficulties in later considerations.

### *Edge Connected*

Two edge segments  $a$  and  $b$  are *Edge Connected* if they are connected in the metric space  $E$ .

### 4.1 Isolated Substructures

In order to demonstrate translations within ribbon networks we must first define a special class of elements within ribbon networks.

#### *Isolated Substructure*

An *Isolated Substructure* is a ribbon connected set of nodes where a closed surface can be placed around it with exactly one ribbon intersecting the surface. We call this ribbon the Isolated Substructure's "tether".

It should be understood that isolated substructures are not the same as ‘subsystems’ as defined by [7]. This is readily apparent by considering the form of the reduced link of an isolated substructure.

It is interesting to note that, though the definition of an isolated substructure appears to be restrictive at first glance, there are a significant number of structures that can be ‘packed up’ into the form of an isolated substructure. For instance, all of the example definitions of particles from [7] can be changed into isolated substructures through the use of exchange moves from  $\mathcal{A}_{evol}$  as shown in figure 7.




Figure 7: Transforming a capped braid into an isolated substructure

### ***Replaceable Edge Segments***

An edge segment is *Replaceable* if it can be unambiguously replaced by an isolated substructure’s tether. Specifically, a *Replaceable Edge Segment* cannot be the edge of a node as this would cause four valent nodes - such nodes are prohibited by our construction.

These definitions together allow us to consider the dynamics of isolated substructures under the generators of  $\mathcal{A}_{evol}$ . We can consider a graph  $\Gamma$  to be composed of a set of isolated substructures attached to replaceable edge segments of a second graph  $\Lambda$ . As we do not require that all such isolated substructures be so removed, this procedure can be done without ambiguity.

### **Theorem**

Given a finite closed network  $\Gamma$  with two edge connected replaceable edge segments  $a$  and  $b$ , there exists a sequence of generators of  $\mathcal{A}_{evol}$  such that a graph  $\Gamma_a$  - composed of  $\Gamma$  with an isolated substructure  $A$  tethered to  $a$  - evolves to  $\Gamma_b$ , where  $\Gamma_b$  is composed of the same graph  $\Gamma$  but with  $A$  now tethered to  $b$ .

### **Proof**

We shall proceed by induction on the number of nodes between  $a$  and  $b$ , say  $N$ . As  $a$  and  $b$  are edge connected, the node created by  $A$  being tethered to  $a$  is ribbon connected to the two nodes that are at either side of  $b$ . We shall label these nodes  $x_0$  (for the node created by  $A$  at  $a$ ) through  $x_{N+1}$  in such a way that each  $x_j$  shares a single ribbon with  $x_{j+1}$ . The nodes on either side of  $b$  are then labeled  $x_N$  and  $x_{N+1}$ .

Before we perform this induction, we need to show the ability to move an isolated substructure through intermediate topological structures that are not composed of nodes. These are comprised of three categories: knots, twists and braidings. Examples of each of these is shown in figure 8. As isolated substructures only have a single connection to the outside network, we can move it past this ‘terrain’ through the following procedures.

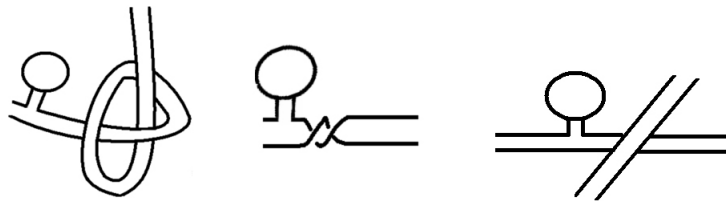


Figure 8: Examples of Terrain

*For each knot the isolated substructure is pulled through the knot by stretching out the knot until the substructure can pass through it. As the substructure is unconnected except through its tether, this leaves the network unchanged other than the reversal of the position of the knot and the substructure.*

*For each twist (consisting of a rotation by  $\pi$ ), the isolated substructure can run along the edge of the twist. Alternatively, one can view the procedure as deforming the network itself by twisting the segment with the isolated substructure in a manner that undoes the twist on the one side and create a twist on the other.*

*For each braiding, we deform the ribbon of the braid by sliding it over the isolated substructure to the other side. This is reminiscent of the Reidemeister move of the second kind.*

Our lemma is that we can move an isolated substructure tethered to a node  $R$  so that it is tethered with no intermediate ‘terrain’ between it and some edge segment  $t$  (which is not a component of a piece of ‘terrain’) that connects the node  $R$  to its nearest neighbours and is edge connected to the edge which the isolated substructure is tethered to. This is proven by induction on the number of elements of ‘terrain’ between  $R$  and  $t$  and the use of the above prescriptions. A consequence of this is that the same method can be used for a node  $S$  which has microlocal distance 1 to  $R$ . This ability shall be used heavily in our proof.

Now, returning to the proof, we shall first prove the case of  $N = 1$ . We apply the above lemma to move the isolated substructure

through any intermediate terrain between  $x_0$  and  $x_1$ , giving us  $A$  tethered to a new node  $x'_0$  (we shall use primes to denote nodes that have undergone some change) that is immediately adjacent to  $x_1$  with no intermediate terrain. We then perform an exchange move from  $\mathcal{A}_{evol}$  on the node  $x'_0$  and  $x_1$  to move  $x'_0$  onto the edge on the other side of  $x'_1$ . We can then again use the above lemma (in its more general case) to move  $x'_0$  to its final resting place at  $b$ .

Now we shall assume that the case of  $N - 1$  nodes is correct and prove the case of  $N$  nodes. The prescription for this is analogous to the  $N = 1$  case. Given that there is a method for moving past  $N - 1$  nodes (by inductive hypothesis), we shall use that method to change the situation to a single intermediate node, and then invoke the method of the  $N = 1$  case to bypass the final node.

The preceding gives the inductive argument and completes the proof.

To demonstrate translations we will need a further tool. We therefore consider also the following lemma:

**Lemma** *Translations Through an Isolated Substructures*

Given an isolated substructure  $A$  that has been moved to the edge of the tether of another substructure  $B$ , it is possible to translate  $A$  to the opposite edge of the tether of  $B$ .

**Proof**

Due to the above theorem, it only remains to show that the two edges of the tether of an isolated substructure are edge connected. Proceeding by contradiction, we assume that they are not edge connected. As we see that an edge of the network enters the isolated substructure and does not exit, there must be some terminus of the edge within the isolated substructure. However, such a situation is impossible, as the edges of a ribbon network must form closed links or terminate at some boundary (which we have not introduced into the theory of ribbon networks). We therefore have a contradiction. Thusly we see that if an isolated substructure can be moved to the edge of a tether, by the above theorem, it can be moved to the other edge.

## 4.2 Microlocal Translations

The application of the theorem is straightforward and results in the ability to demonstrate translations under the microlocal distance function. For instance, it is possible to construct a sequence of moves of  $\mathcal{A}_{evol}$  such that figure 9a evolves to figure 9b. Under the microlocal distance function, the isolated substructure  $A$  is now less distant from the isolated substructure  $C$  (measuring the distance between substructures from the node at which they are tethered).

Even applying a more restrictive definition of distances, we can demonstrate translations in some form. Consider the following definition of closeness:

**$\alpha$ -closer**

An isolated substructure  $A$  is said to be  $\alpha$ -closer to an isolated substructure  $B$  than it is to another substructure  $C$ , if for all paths



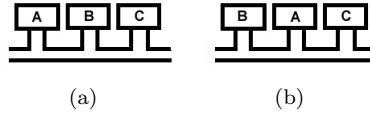


Figure 9: Microlocal Translations

along the ribbons of the network, leaving the node at which  $A$  is tethered and intersecting the node at which  $C$  is tethered the path intersects the node at which  $B$  is tethered.

It is difficult to find such a situation where translations with respect to this definition can be demonstrated clearly. However, if we expand the definition slightly to allow us to consider isolated substructures with identical structure to be treated equally, we can show that it is possible to evoke a translation of a certain form. Specifically, it is possible to take a situation where a substructure  $A$  is  $\alpha$ -closer to substructures of type  $B$  than to those of type  $C$  and to apply a series of moves of  $\mathcal{A}_{evol}$  such that the reverse is true afterwards. For instance, consider figure 10a and figure 10b. Thus we see that we have translations even under stringent requirements, thereby concluding our result.

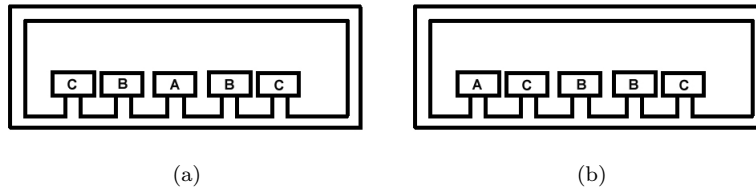


Figure 10:  $\alpha$ -closer Translations

## 5 Macro, Micro and Braided Locality

The braidedlocal structure of the braid network is characterized by the reduced link of the structure. The reduced link of a braid network can be shown to be invariant under the generators of  $\mathcal{A}_{evol}$ , by applying the definition of the reduced link to the graphical representations of the generators. As a result, it is clear that the braidedlocal content of a braid network is invariant under the generators of  $\mathcal{A}_{evol}$ . This invariance is a double edged sword. On one hand, it allows us to assign some meaning to these invariant structures, as was done by the authors of [7]. On the other hand, it means that there is no way that these microlocal moves can provide any form of dynamics in this content. As a result, I suggest that, to construct a theory of quantum gravity containing particle physics from a ribbon network, it is necessary to consider the existence of a second evolution algebra, which I shall call  $\mathcal{A}_{braid}$ .

In [8] and [9], the concept of macrolocality in networks is put forward as the locality derived from the classical metric that would arise for a network with a space-time as its classical limit. In [8], the authors then remind us that there is no need for macrolocality to be coincidental to microlocality. It seems to be a consequence of the ideas of [7] to suggest that, though microlocality and macrolocality are not necessarily coincidental, the braidedlocal content - the invariants that we associate with particles - should be part of the bridge of the gap between the two. I therefore suggest that  $\mathcal{A}_{braid}$  could be the bridge between microlocality and macrolocality.

For future consideration, I outline some general possibilities of  $\mathcal{A}_{braid}$ . Regardless, it should be noted that any such algebra that could provide macrolocal dynamics, particle interactions included, would need to alter the reduced link of the network if the identifications in [7] are to be considered seriously.

#### ***Nearly Microlocal Algebra***

A candidate based upon the assumption that any move within the second evolution algebra should be as close to being microlocal as possible is called a *Nearly Microlocal Algebra*. This could be completed by introducing moves involving next to nearest neighbor nodes. This suggestion corresponds to the idea that there is a degree of coincidence between microlocality and macrolocality (again, we should remember that such a coincidence is not needed).[8]

#### ***Braid Algebra***

An algebra based upon moves that alter the braiding content of the network in ways that are roughly equivalent to elements of the standard braid group is referred to as a *Braid Algebra*. Also, it can contain moves that allow the composition of multiple braided isolated substructures.

#### ***Anti-Microlocal Algebra***

An algebra premised upon the idea that microlocality should be dual or completely unrelated to macrolocality is called an *Anti-Microlocal Algebra*. Such an algebra can be constructed from a set of moves that act upon the reduced links of a graph. Such moves could be realized through the following algorithm:

Take the reduced link of the graph  $\Gamma$  and apply a move that composes or interacts parts of the reduced link (whether through cutting and repairing links, or through allowing links that correspond in some manner to annihilate each other). Then take the new reduced link and equate it with a superposition of all graphs  $\Gamma_{x'}$ . That any such graph  $\Gamma_{x'}$  should exist should be provable by a generalization of the theorem that allows the construction of a closed braid that corresponds to any link. [10]

It is possible that a stronger candidate would draw upon multiple such programs.

## 6 Conclusion

The above results give rise to several key points. First, the results are restricted to isolate substructures, without which it is impossible to bypass the terrain within the network. Second, the definitions in the previous section may not necessarily apply if labels are introduced to the network. Despite these restrictions, the result remains promising and integral to attempts to develop Ribbon networks into a theory of quantum gravity with matter. The primary candidates for the fundamental particles within such a theory are all examples of systems that can be made into isolated substructures. Indeed the form of the fundamental particles was the motivation for demonstrating translations.

The demonstration of these translations provides great promise in further developing this model into a theory that involves particle dynamics. However several key obstacles remain. As discussed in section 5, without adding more structure, in the form of a second evolution algebra (or at the least, expanding the original evolution algebra), it is impossible to have any particle interactions. Indeed, even the case that one might expect to be easiest to demonstrate - that of particle and anti-particle annihilating one another - is impossible without some modification. Developing candidates for  $\mathcal{A}_{braid}$  remains the subject of ongoing work.

## 7 Acknowledgements

I would like to thank Lee Smolin, Fotini Markopoulou-Kalamara, Sundance Bilson-Thompson and Louis Kauffman for many helpful discussions related to the material presented herein.

Research at Perimeter Institute for Theoretical Physics is supported in part by the Government of Canada through NSERC and by the Province of Ontario through MRI.

## References

- [1] J. C. Pati and A. Salam, "Lepton Number As The Fourth Color," Phys. Rev. D **10**, 275 (1974).
- [2] H. Terazawa and K. Akama, "Dynamical Subquark Model Of Pregauge And Pregeometric Interactions," Phys. Lett. B **96**, 276 (1980).
- [3] H. Harari, "A Schematic Model Of Quarks And Leptons," Phys. Lett. B **86**, 83 (1979).
- [4] M. A. Shupe, "A Composite Model Of Leptons And Quarks," Phys. Lett. B **86**, 87 (1979).
- [5] H. Harari and N. Seiberg, "A Dynamical Theory For The Rishon Model," Phys. Lett. B **98**, 269 (1981).
- [6] S. O. Bilson-Thompson, "A topological model of composite preons," arXiv:hep-ph/0503213.

- [7] S. O. Bilson-Thompson, F. Markopoulou and L. Smolin, “Quantum gravity and the standard model,” arXiv:hep-th/0603022.
- [8] F. Markopoulou and L. Smolin, “Disordered locality in loop quantum gravity states,” arXiv:gr-qc/0702044.
- [9] F. Markopoulou, “Towards gravity from the quantum,” arXiv:hep-th/0604120. Expanded version of contribution to book ‘Towards Quantum Gravity’. Edited by D. Oriti. Cambridge University Press, 2006.
- [10] J.W. Alexander “A lemma on systems of knotted curves,” Proc. Nat. Acad. Science USA 9 (1923), 93-95.